

A Unified Perspective on Parity- and Syndrome-Based Binary Data Compression Using Off-the-Shelf Turbo Codecs

Lorenzo Cappellari, *Member, IEEE*, and Andrea De Giusti

Abstract—We consider compressing memoryless binary data with or without side information at the decoder. We review the parity- and the syndrome-based approaches to the problem and discuss the straight reutilization of off-the-shelf turbo encoding and decoding algorithms in either case. We take a factor-graph-based approach in order to understand how to take full advantage of the ready-available iterative decoding procedures. We end up obtaining a unified formulation for both error-free and error-prone encoder-to-decoder transmission over generic channels. Three different compression systems that support as well a certain degree of rate adaptation by means of puncturing are also experimentally tested. They are compared against several different approaches proposed in literature and shown to be competitive in a variety of cases.

Index Terms—Source coding, Slepian-Wolf coding, message-passing, syndrome-based binning, parallel concatenated turbo codes.

I. INTRODUCTION

THE POSSIBILITY of employing turbo codes for data compression has been exploited after that the relation of channel coding with *distributed source coding* was made clear.

The concept of *distributed source coding* (DSC) applies to the scenario where many correlated sources must be compressed *without* allowing the respective encoders, that send their compressed outputs to a common decoder, communicate with each other. In their landmark paper, [1], Slepian and Wolf extended to this scenario the well-known result of Shannon for a single information sequence, namely $R \geq H(X)$ for faithful reproduction [2], [3], and showed that in terms of aggregate rate of the compressed representation *there are no losses* with respect to the traditional case where the encoders communicate with each other. In practice, the amount of power used for inter-encoder communications can be saved while achieving the same compression performance. In [4], Wyner and Ziv investigated instead the rate-distortion function in the DSC-related scenario of *source coding with side information* (SCSI) at the decoder, where a source must be compressed as usual but the decoder can also rely on some correlated *side information* for reconstruction within a given distortion limit. Again, if perfect reconstruction is desired, they showed that *there are no losses* with respect to the case where the encoder can access the side information too.

Since the results in [1] and [4] are obtained with a non-constructive *random binning* approach, it took about thirty years for practical SCSI systems to appear. As foreseen by Wyner in his 1974 paper [5], in order to achieve the theoretical limits all of them are based on concepts that are rather typical of *channel coding*, such as *syndromes* or *parities*.

In particular, the very first practical SCSI system appeared in [6] (see also [7], [8]). In this system, the *syndrome* relative to a *trellis code* [9] is computed at the encoder in order to signal the *coset* to which the current (quantized) source outcome belongs. Then, the decoder reconstructs the data relying as well on the side information.

Similarly, in the case of near-lossless *binary* data compression with *binary* side information, many authors applied the *syndrome-based* approach of [5] relying on *low-density parity check* (LDPC) [10] or *turbo* [11] codes. For example, syndromes relative to LDPC codes are used in [12], while syndromes relative to turbo codes are used in [13], [14], [15], [16]. While in the case of LDPC codes the syndrome formation is straightforward (due to the fact that LDPC codes are exactly defined by means of their *parity-check* matrix), turbo-code-syndrome formation is less direct. In [13], in addition to the *principal trellis* employed in traditional channel coding, *complementary trellises* are used for syndrome formation and decoding (as in [6]). A specific *parity-check* matrix is instead employed for syndrome formation in [14], [15] and [16]. Decoding is performed by means of standard turbo decoding in [14], [16] and using the so-called *syndrome trellis* in [15].

Formerly, rather than a syndrome-based approach, many binary SCSI-related works dealing in particular with turbo codes took a *parity-based* approach. Within the latter approach, the side information is simply seen as a “dirty” version of the source (possibly non-binary) that could be “channel-decoded” upon receiving some parity bits, formed by the encoder with respect to a *systematic code*. Even if the syndrome-based approach is provenly optimal while the parity-based one is not always so [17], satisfying results have been reported as well [18], [19]. The parity-based approaches have indeed at least two advantages over syndrome-based ones. First, error-prone encoder-to-decoder transmission over more realistic channels than the traditional *binary symmetric channel* (BSC) or *binary erasure channel* (BEC), over which the parity bits become “dirty” (possibly non-binary) parities, can be easily handled. Second, *puncturing* can be immediately used for rate adaptation, and the resulting code is automatically *incremental*. These properties were hence effectively exploited for *joint source-*

channel coding of a single information sequence [20], [21], [22] or for DSC-based video compression with a feedback channel [23].

In principle, it is possible to puncture turbo-syndrome bits too in order to achieve an *incremental* source code [15], [24], [25], but if the parity-check matrix is not properly chosen erasures or flips to the syndrome bits can make the correct reconstruction of some elements of the source very hard and hence lead to a very poor performance [25]. If syndromes are computed based on LDPC codes, syndrome decoders can instead handle more successfully erased or “dirty” syndromes, since decoding based on *message-passing* algorithms on *factor graphs* [26] can easily model this scenario. In general, techniques for *syndrome protection* against transmission losses can always be employed that possibly permit to exchange “soft” information with an actual syndrome decoder in order to maximize the performance [27], [28]. But, many convolutional and turbo syndrome decoders expect a strictly *binary* syndrome as input (and a binary side information), as for example in [13], [14], so that their performance cannot be properly optimized in case of non-binary syndrome transmission channels.

In this paper, we consider the problem of turbo-code-based data compression, with or without side information at the decoder. In particular, we tackle both problems of turbo-parity and turbo-syndrome decoding from the point of view of a general *maximum a posteriori probability* problem. As soon as the probability function to be maximized is factorized into its building terms, it becomes immediately straightforward to understand how conventional and *ready-available* iterative decoding algorithms used for turbo decoding can be applied to the problem at hand. Under this novel perspective, it is no longer necessary to introduce modified trellises in order to perform decoding or to explicitly try to invert the syndrome formation procedure used during encoding, as done in [13] and in [14] respectively. Differently from the other contributions on this subject, decoding is hence described in both parity- and syndrome-based approaches using the same factor-graph-based approach commonly taken in the LDPC-codes-related literature [26]. Consequently, both binary (BSC and BEC) and non-binary (e.g. *additive white Gaussian noise*) transmission channels are handled under a unified formulation; moreover non-binary side information is handled as well. A similar result is reported in [15], but employing *ad hoc* encoding and decoding techniques on modified trellises.

The rest of the paper is organized as follows. In Section II we review the practical approaches to the SCSI problem appeared so far, namely the parity- and the syndrome-based approaches. Section III develops our main contribution and describes some SCSI algorithms that take advantage of standard turbo decoding algorithms. In Section IV we show the compression performance of the discussed algorithms in a variety of settings, and compare them against other results in the literature referring to both parity- and syndrome-based systems. Concluding remarks on this work are given in Section V.

II. THEORETICAL RESULTS AND PRACTICAL APPROACHES

In his pioneering work [2], Shannon quantified the *compression limit* for a *single* data source. In particular, a sequence of n *independent and identically distributed* (i.i.d.) realizations of a discrete *random variable* (r.v.) X can be described (with an arbitrarily small probability of error) using on average R_s bit/sample if and only if $R_s \geq H(X)$ and n is sufficiently large, with $H(X)$ the *entropy* of X [3].

The extension of this result to the case where (i) the data source outputs i.i.d. realizations of a pair of *correlated* r.v. (X, Y) , (ii) two *independent* encoders are employed to compress X and Y respectively without accessing the other source, and (iii) a common decoder has available both encoded message streams, was investigated in the seventies by Slepian and Wolf [1]. In particular, a sequence of n realizations of (X, Y) can be reconstructed (with an arbitrarily small probability of error) from two descriptions using on average R_X and R_Y bit/sample respectively if and only if $R_X + R_Y \geq H(X, Y)$, $R_X \geq H(X|Y)$, $R_Y \geq H(Y|X)$, and n is sufficiently large, with $H(\cdot, \cdot)$ the *joint entropy*, and $H(\cdot|\cdot)$ the *conditional entropy* of a r.v. given the other one. Consequently, in the problem of lossless SCSI, in which X must be compressed with Y being perfectly known at the decoder (i.e. $R_Y \geq H(Y)$), the compression limit is $R_s \geq H(X|Y) \leq H(X)$.

In the rest of this Section, the principles behind practical SCSI approaches are reviewed, assuming that X and Y are binary i.i.d. sources.

A. Systematic Codes and Parity-Based Approaches

Let the correlation between X and Y be described by a “forward”, memoryless BSC. Hence,

- the correlation can be caught by an *additive* channel on $GF(2)$, i.e. there exist a r.v. Z independent from X ($Z \perp X$) such that $Y = X \oplus Z$ (we assume that the channel is not *deterministic*, i.e. that $p_Z \triangleq P[Z = 1]$ satisfies $0 < p_Z < 1$);
- the *unconstrained* capacity of this *correlation channel* (CC), $C = 1 - H(Z) < 1$ bit/channel use, is achieved by a uniform distribution on the input alphabet, and can be approached by *linear codes* [29];
- the entropy increases across the CC, i.e. $H(Y) > H(X)$, unless X is *uniformly distributed* (u.d.); in that case $H(Y) = H(X) = 1$ bit;
- the compression limit is $H(X|Y) = H(Y|X) - [H(Y) - H(X)] = H(Z) - [H(Y) - H(X)]$.

The existence of a (linear) (n, k) *systematic* code approaching the capacity of the CC¹, i.e. such that it achieves an arbitrarily small probability of error with $R_c = k/n \simeq C$, suggests the following practical *parity-based approach* to the SCSI problem. In correspondence of a sequence of k outcomes from X , the channel encoder would add $n - k$ parity bits to form an actual codeword. These bits are taken as the compressed representation and are sent over an error-free

¹Any capacity-approaching linear code can be generated by a systematic matrix.

transmission channel (TC) to the channel decoder. The channel decoder considers the corresponding k outcomes from Y and the received bits as systematic and parity bits of a hypothetical received codeword respectively, and hence reconstructs the k bits from the source (while the $n - k$ reconstructed parity bits are discarded). Note that correct reconstruction could be achieved even if the (binary) TC was not error-free, and in particular in the case where the TC statistics equals the one of the CC. Hence, this SCSI system offers a certain degree of data protection as well.

Despite its simplicity, the parity-based approach as described above cannot achieve the compression limit. In fact, the compressed representation requires on average $R_s = \frac{n-k}{k} = \frac{n}{k}(1 - R_c)$ bit/sample, and hence in general $R_s \geq \frac{n}{k}H(Z) = \frac{n}{k}H(X|Y) + \frac{n}{k}[H(Y) - H(X)] > H(X|Y)$.²

Of course, the compression rate may be improved (impairing the data protection property) by puncturing the parity bits or by designing higher-rate codes for the *true* channel over which the parity is not harmed. The average unconstrained capacity of this channel (memoryless and additive if sequences of n bits are considered as inputs and outputs) per input bit is $C_t = \frac{1}{n}[n - kH(Z)] = 1 - \frac{k}{n}H(Z) > C$. In case of an u.d. X , by forming the parity with respect to an *ad-hoc* channel code the achieved source coding rate R_s would correctly satisfy $R_s \geq H(Z) = H(X|Y)$.

B. Linear Codes and Syndrome-Based Approaches

Again, assume that X and Y are related by means of a CC which is a “forward”, memoryless BSC. The existence of an (n, k) linear code approaching the capacity of the CC, for which $R_c = k/n \simeq C$, suggests another practical approach to the SCSI problem known as the *syndrome-based approach*. This approach is based on the observation that the linear code partitions the set of all sequences of n symbols from the input alphabet into 2^{n-k} cosets that are as good as the original linear code for channel coding purposes. In practice, in correspondence of a sequence of n outcomes from X , the encoder identifies the coset to which that sequence belongs. Then, $n - k$ bits (that are called *syndrome* and form the compressed representation) are used to specify this information and are sent over an error-free TC to the decoder. Upon decoding the corresponding n outcomes from Y (i.e. a *corrupted* codeword) into the signalled coset, the n bits from the source are eventually reconstructed with an arbitrarily small probability of error.

Differently from the parity-based approach, in the syndrome-based approach it is not necessary to design ad-hoc codes in order to achieve the compression limit. In fact, the compressed representation requires now on average $R_s = \frac{n-k}{n} = 1 - R_c$ bit/sample, and hence in general

²In case of X being not u.d., one may claim that the entropy of the $n - k$ parity bits sent to the decoder could be less than $n - k$, i.e. that the rate R_s as defined above could overestimate the entropy of the compressed message and hence be actually strictly greater than $H(X|Y)$. Nevertheless, an example will be provided in the following in which X is not u.d. but the entropy of the compressed message is exactly R_s , preventing the achievement of the compression limit.

$R_s \geq H(Z) = H(X|Y) + [H(Y) - H(X)]$, that equals $H(X|Y)$ if (and only if) X is u.d.

In a famous example, first appeared in [6] and then generalized in [30], the $(3, 1)$ Hamming code (i.e. the $(3, 1)$ repetition code) is seen as a linear code achieving the capacity of the additive, memoryless CC on $GF(2^3)$ in which Z is such that $p_Z(000) = p_Z(001) = p_Z(010) = p_Z(100) = 1/4$; in fact, this code can correct these error patterns and $C = 3 - H(Z) = 1$ bit/channel use. The 4 cosets of the partition are $\{000, 111\}$, $\{001, 110\}$, $\{010, 101\}$, and $\{011, 100\}$. While it is usually stated that this syndrome-based system achieves $H(X|Y)$, it should be emphasized that under a “forward” CC model this is true *if and only if* X is u.d. As example, if $p_X(000) = p_X(001) = p_X(010) = p_X(011) = 1/16$, and $p_X(111) = p_X(110) = p_X(101) = p_X(100) = 3/16$, the information about the coset sent by the encoder requires $R_s = H(Z) = 2$ bit/sample (and no less than this), but $p_Y(000) = p_Y(001) = p_Y(010) = p_Y(011) = 3/32 = 1.5/16$ and $p_Y(111) = p_Y(110) = p_Y(101) = p_Y(100) = 5/32 = 2.5/16$, i.e. Y has a strictly greater entropy than X . Hence, $R_s = H(Z) > H(X|Y)$.³

C. Achievability of the Slepian-Wolf Bound with Non-Uniform Sources

In case of X being not u.d. it is always possible to apply variable length lossless coding techniques in order to minimize the rate across the TC [31]. Nevertheless, as long as the correlation is caught by a “forward” BSC, the compression limit cannot *in general* be achieved by simply employing parities nor syndromes of linear codes achieving the capacity of the CC, as in the example above. But if we let the correlation between X and Y be described by a “backward”, memoryless BSC, i.e. if there exist a r.v. $Z \perp Y$ such that $X = Y \oplus Z$, the following observations hold.

- If Y is known to equal $X \oplus Z$, with X u.d. and $Z \perp X$, then Y is u.d., $X = Y \oplus Z = Y \oplus Z$, and $Z \perp Y$. Hence, the “forward” channel model with X u.d. is admitted within this slightly different CC; non-uniform distributions are admitted as well.
- This CC cannot model any joint distribution relative to the “forward” channel model with X non-uniform. However, in practical applications, neither the encoder nor the decoder know the actual correlation model that, in addition, can be time-varying. By choosing a particular model rather than the actual one, the decoder will simply end up estimating the best parameters according to the chosen model.
- Again, linear (n, k) codes exist that approach the capacity of the CC, i.e. such that $R_c = k/n \simeq C = 1 - H(Z)$. Since in correspondence of a sequence of n outcomes from X the syndrome can be generated using a *linear*

³As noted in [17], from a capacity approaching (n, k) linear code used in a syndrome-based SCSI system an ad-hoc $(2n - k, n)$ systematic code can be derived for an equivalent parity-based SCSI system (the $n - k$ bits used to specify the coset information can be seen as additional parity bits); hence, an example has been provided as well of a parity-based approach in which optimality is not achieved.

function, and the decoder can similarly generate the syndrome of the corresponding sequence of n outcomes from Y , the decoder can eventually compute the syndrome of the difference, i.e. it knows the coset into which the difference lies. But the code can correct the *typical* errors across the CC, i.e. the actual difference (and eventually the source) can be found with arbitrarily small probability of error as the only typical element in that coset.

- The compression limit can be in this case always achieved: in general, $R_s = \frac{n-k}{n} = 1 - R_c \geq H(Z) = H(X|Y)$. In particular, if a capacity-approaching code is employed, then X distributes uniformly over the various cosets independently from its actual distribution.

III. DATA COMPRESSION USING TURBO CODES

From the discussion above, it appears that the search for “good” SCSI systems reduces to the search for “good” channel codes. As *turbo* codes [11], [29] come very close to achieving the promise of Shannon’s channel capacity theorem, many SCSI systems appeared in literature take advantage of their application.

A. Turbo Codes and Turbo Decoding

The conventional *parallel concatenated convolutional codes* (PCCC) are *systematic* codes: in correspondence of a sequence of Nk outcomes from X (\mathbf{x}) the turbo encoder uses two systematic (n, k) *convolutional* codes to form two sequences of parity bits of $N(n-k) + z_t$ bits each⁴ (\mathbf{p}_0 and \mathbf{p}_1), according to the following algorithm.

```

1: function TRBENC( $\mathbf{x}$ )
2:    $\mathbf{p}_0 \leftarrow \text{GETPARITY}_0(\mathbf{x})$ 
3:    $\mathbf{x}' \leftarrow \text{INTERLEAVE}(\mathbf{x})$ 
4:    $\mathbf{p}_1 \leftarrow \text{GETPARITY}_1(\mathbf{x}')$ 
5:   return  $[\mathbf{x}, \mathbf{p}_0, \mathbf{p}_1]$ 
6: end function

```

Once \mathbf{x} and \mathbf{p}_i are sent over an error-prone, memoryless channel, they are received as \mathbf{r} and \mathbf{r}_i respectively, and the turbo decoder should aim to maximize $p_{\mathbf{r}_0\mathbf{r}_1}(\mathbf{x}) \propto l_{\mathbf{r}_0\mathbf{r}_1}(\mathbf{x})p(\mathbf{x})$.⁵ In practice, an iterative procedure is used for approximating a *maximum likelihood* (ML) decoding that is easily described in terms of a *message-passing* algorithm on a *factor graph* (for a useful tutorial article on factor graphs and message-passing algorithms, the reader is referred to [26]).

In particular, the factor graph under consideration (shown in Fig. 1(a)) represents $p(\mathbf{p}_0\mathbf{p}_1\mathbf{r}_0\mathbf{r}_1|\mathbf{x})$, from which $l_{\mathbf{r}_0\mathbf{r}_1}(\mathbf{x})$ is derived by marginalization. Given \mathbf{x} , \mathbf{r} and the tuples $(\mathbf{p}_i, \mathbf{r}_i)$ are independent, such that $p(\mathbf{p}_0\mathbf{p}_1\mathbf{r}_0\mathbf{r}_1|\mathbf{x})$ factorizes into $l_{\mathbf{r}}(\mathbf{x})p(\mathbf{p}_0\mathbf{r}_0|\mathbf{x})p(\mathbf{p}_1\mathbf{r}_1|\mathbf{x})$; in turn, $p(\mathbf{p}_i\mathbf{r}_i|\mathbf{x}) = \chi_i(\mathbf{p}_i|\mathbf{x})l_{\mathbf{r}_i}(\mathbf{p}_i)$, where \mathbf{p}_i are the *true* parity sequences and $\chi_i(\mathbf{p}_i|\mathbf{x})$ are the indicator functions that are unitary if and only

if \mathbf{p}_i is the parity of \mathbf{x} (according to the i -th convolutional code, comprehensive of the interleaver for $i = 1$). Then, the traditional decoding algorithm operates as follows, where the function $\text{FBA}_i(\cdot)$ computes the APP function relative to the i -th convolutional code, assuming $q(\mathbf{x})$ as the *prior* probability and using the *forward-backward algorithm* (FBA) [32]⁶.

```

1: function TRBDEC( $l_{\mathbf{r}}(\mathbf{x}), l_{\mathbf{r}_0}(\mathbf{p}_0), l_{\mathbf{r}_1}(\mathbf{p}_1), M$ )
2:    $m \leftarrow 0, i \leftarrow 1$ , initialize  $q(\mathbf{x})$  ▷ Initialization
3:   repeat ▷ Turbo loop
4:      $m \leftarrow m + 1, i \leftarrow 1 - i$ 
5:      $ap^{(m)}(\mathbf{x}) \leftarrow \text{FBA}_i(l_{\mathbf{r}}(\mathbf{x}), l_{\mathbf{r}_i}(\mathbf{p}_i), q(\mathbf{x}))$ 
6:      $q(\mathbf{x}) \leftarrow ap^{(m)}(\mathbf{x})/[l_{\mathbf{r}}(\mathbf{x})q(\mathbf{x})]$ 
7:   until  $m \geq M$ 
8:   return  $ap^{(m)}(\mathbf{x})$ 
9: end function

```

Two additional observations are worth noting. First, if X is not u.d. and the prior probability $p(\mathbf{x})$ is known, it can be absorbed into $l_{\mathbf{r}}(\mathbf{x})$ in order to approximate *maximum a posteriori probability* (MAP) decoding. Second, *puncturing* (i.e. bit removal) can be employed for easy rate adaptation at the encoder before transmitting the codeword. In this case, the decoder can take into account this fact by assuming uniform likelihoods in correspondence of the punctured bits.

The application of turbo codes to parity-based SCSI systems is very straightforward, as investigated, amongst others, in [18], [19]. In particular, decoding is done by simply invoking $\text{TRBDEC}(l_{\mathbf{y}}(\mathbf{x}), l_{\mathbf{r}_0}(\mathbf{p}_0), l_{\mathbf{r}_1}(\mathbf{p}_1), M)$, where $l_{\mathbf{y}}(\mathbf{x}) = p_Z(\mathbf{y} - \mathbf{x})$ takes into account, e.g., for the “forward” CC statistics. In addition, it is possible to jointly decode and estimate p_Z with no performance loss [18]. The encoder can realize any rate $0 \leq R_s \leq \frac{2(n-k)}{k}$ (n and k refer to either convolutional code); in particular, for appropriate choices of (n, k) , rates greater than 1 bit/sample are realizable.

B. Turbo-Syndrome Generation

In order to employ turbo codes in syndrome-based SCSI, we must devise a feasible syndrome formation algorithm. But, since the *parity-check* matrix of a turbo code is not defined in a direct form, that operation is not straightforward. However, a PCCC can be seen as a giant $(N(2n-k) + 2z_t, Nk)$ systematic *block* code whose *generator matrix* is

$$\mathbf{G} = [\mathbf{I}_{Nk} \mid \mathbf{P}_0 \mid \mathbf{P}_1],$$

where \mathbf{P}_i is the $Nk \times [N(n-k) + z_t]$ *parity formation* matrix corresponding to the i -th convolutional code (comprehensive of the possible interleaver). If puncturing is employed (but exclusively on the parity bits), then the equivalent generator matrix is $\mathbf{G}' = [\mathbf{I}_{Nk} \mid \mathbf{P}'_0 \mid \mathbf{P}'_1]$, where \mathbf{P}'_i is the $Nk \times s_i$ matrix obtained removing from \mathbf{P}_i the columns corresponding to the

⁴The additional $z_t \ll N(n-k)$ bits are emitted for terminating the encoding into the zero state.

⁵Given two r.v. A and B , the *likelihood* and a *posteriori probability* (APP) functions will hereafter be denoted by $l_a(b) \triangleq p(a|b)$ and $p_a(b) \triangleq p(b|a)$ respectively.

⁶Actually, the FBA algorithm (also known as BCJR algorithm) computes the *marginals* of the APP function rather than the function itself, and is optimal only if $l_{\mathbf{r}}(\mathbf{x})$, $l_{\mathbf{r}_i}(\mathbf{p}_i)$, and $q(\mathbf{x})$ factorize into terms like $l_{r_j}(x_j)$; in effect, due to the i.i.d./memoryless assumptions, all likelihood and APP functions in this paper are intended as products of their marginals.

punctured parity bits. Consequently,

$$\mathbf{H}' = \left[\begin{array}{c|c|c} \mathbf{P}_0'^T & \mathbf{I}_{s_0} & \mathbf{0}_{s_0 \times s_1} \\ \hline \mathbf{P}_1'^T & \mathbf{0}_{s_1 \times s_0} & \mathbf{I}_{s_1} \end{array} \right]$$

is a parity-check matrix of the punctured PCCC.

Note that all other parity check matrices can be derived from \mathbf{H}' by left-multiplication with an invertible $(s_0 + s_1) \times (s_0 + s_1)$ matrix, and if the TC is not error-free it is possible that some of them achieve a better performance than \mathbf{H}' when used for syndrome generation [25]. However, if \mathbf{H}' is employed, in correspondence of a sequence of $Nk + s_0 + s_1$ outcomes from X (partitioned into the three sub-sequences \mathbf{x} , \mathbf{x}_0 , and \mathbf{x}_1 of length Nk , s_0 , and s_1 respectively), the syndrome is obtained (by right-multiplication of $[\mathbf{x}|\mathbf{x}_0|\mathbf{x}_1]$ with \mathbf{H}'^T) according to the following algorithm.

```

1: function SYNENC( $\mathbf{x}$ ,  $\mathbf{x}_0$ ,  $\mathbf{x}_1$ )
2:    $[\mathbf{x}, \mathbf{p}_0, \mathbf{p}_1] \leftarrow \text{TRBENC}(\mathbf{x})$ 
3:   for  $i \leftarrow 0, 1$  do
4:      $\mathbf{p} \leftarrow \text{PUNCTURE}_i(\mathbf{p}_i)$ 
5:      $\mathbf{s}_i \leftarrow \mathbf{p} \oplus \mathbf{x}_i$ 
6:   end for
7:   return  $[\mathbf{s}_0, \mathbf{s}_1]$ 
8: end function

```

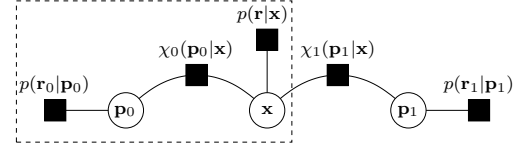
The encoder can, in principle, realize any rate $0 \leq R_s \leq \frac{2(n-k)}{2n-k} < 1$ bit/sample (n and k refer to either convolutional code); in particular, no rates greater than 1 bit/sample are realizable: for example, if (2,1) constituent codes are employed, then $0 \leq R_s \leq 2/3$ bit/sample.

C. Turbo-Syndrome Decoding

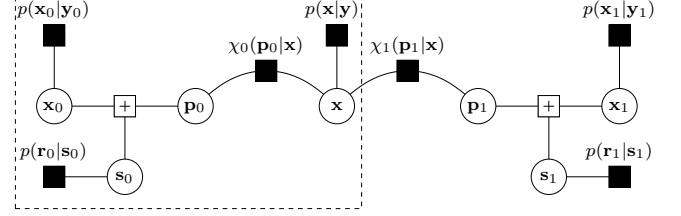
In theory, the decoder should first compute the syndrome of the corresponding sequence of $Nk + s_0 + s_1$ outcomes from Y (again partitioned into three sub-sequences, namely \mathbf{y} , \mathbf{y}_0 , and \mathbf{y}_1), and then compute the syndrome $\mathbf{s}(\mathbf{z})$ of the actual difference \mathbf{z} between the source and the side information. Finally, \mathbf{z} is found as the only typical error sequence with that syndrome.

Rather than looking for decoding strategies that explicitly try to *invert* the syndrome generation process (as in [14]), we directly tackle the problem of MAP syndrome decoding, assuming that \mathbf{s}_i are sent over a general memoryless TC and received as \mathbf{r}_i . In particular, we maximize the APP function $p_{\mathbf{y}\mathbf{y}_0\mathbf{y}_1\mathbf{r}_0\mathbf{r}_1}(\mathbf{x}\mathbf{x}_0\mathbf{x}_1)$ derived from marginalization of $p_{\mathbf{y}\mathbf{y}_0\mathbf{y}_1\mathbf{r}_0\mathbf{r}_1}(\mathbf{x}\mathbf{x}_0\mathbf{x}_1\mathbf{p}_0\mathbf{p}_1\mathbf{s}_0\mathbf{s}_1) \propto p_{\mathbf{y}\mathbf{y}_0\mathbf{y}_1}(\mathbf{x}\mathbf{x}_0\mathbf{x}_1)p(\mathbf{p}_0\mathbf{p}_1\mathbf{s}_0\mathbf{s}_1\mathbf{r}_0\mathbf{r}_1|\mathbf{x}\mathbf{x}_0\mathbf{x}_1)$.

By the memoryless property of the CC, $p_{\mathbf{y}\mathbf{y}_0\mathbf{y}_1}(\mathbf{x}\mathbf{x}_0\mathbf{x}_1)$ factorizes into $p_{\mathbf{y}}(\mathbf{x})p_{\mathbf{y}_0}(\mathbf{x}_0)p_{\mathbf{y}_1}(\mathbf{x}_1)$; in addition, since parities and syndromes relative to the two constituent codes are generated and sent independently, the second term factorizes into $p(\mathbf{p}_0\mathbf{s}_0\mathbf{r}_0|\mathbf{x}\mathbf{x}_0)p(\mathbf{p}_1\mathbf{s}_1\mathbf{r}_1|\mathbf{x}\mathbf{x}_1)$. In turn, $p(\mathbf{p}_i\mathbf{s}_i\mathbf{r}_i|\mathbf{x}\mathbf{x}_i)$ factorizes into $\chi_i(\mathbf{p}_i|\mathbf{x})\chi_{\{\mathbf{p}_i \oplus \mathbf{x}_i = \mathbf{s}_i\}}l_{\mathbf{r}_i}(\mathbf{s}_i)$, where \mathbf{s}_i and \mathbf{p}_i are the *true* syndrome sequences and the parity sequences from which they are computed respectively, and $\chi_{\{\mathbf{p}_i \oplus \mathbf{x}_i = \mathbf{s}_i\}}$ is the indicator function of the condition in brackets. The resulting factor graph is shown in Fig. 1(b).



(a) parity-based approach ($p(\mathbf{r}|\mathbf{x}) = p(\mathbf{y}|\mathbf{x})$ for ML)



(b) syndrome-based approach

Fig. 1. Factor graphs for iterative decoding in the problem of SCSI using turbo codes. At each turbo iteration involving one of the two constituent codes (e.g. the one whose function to be marginalized is represented by the sub-graph in the dashed box), the incoming message across the box ($q(\mathbf{x})$) is seen as prior information about \mathbf{x} .

This factor graph is an extension without additional cycles of the factor graph relative to parity-based approaches (shown in Fig. 1(a)). Hence, decoding can be performed by reusing the turbo decoding algorithm presented above. In particular, it is only necessary to form the correct input likelihoods to the function $\text{TRBDEC}(\cdot)$ and then post-process the output APP function $ap(\mathbf{x})$ (pre- and post-processing operations do not involve the punctured parity bits), for example using the following algorithm (*hard syndrome decoding*).

```

1: function HSYNDEC( $p_{\mathbf{y}}(\mathbf{x})$ ,  $p_{\mathbf{y}_0}(\mathbf{x}_0)$ ,  $p_{\mathbf{y}_1}(\mathbf{x}_1)$ ,  $l_{\mathbf{r}_0}(\mathbf{s}_0)$ ,
    $l_{\mathbf{r}_1}(\mathbf{s}_1)$ ,  $M$ )
2:   for  $i \leftarrow 0, 1$  do ▷ Pre-processing
3:      $l_i(\mathbf{p}_i) \leftarrow \sum_{\mathbf{s}_i} l_{\mathbf{r}_i}(\mathbf{s}_i) \sum_{\mathbf{x}_i} p_{\mathbf{y}_i}(\mathbf{x}_i) \chi_{\{\mathbf{p}_i \oplus \mathbf{x}_i = \mathbf{s}_i\}}$ 
4:   end for
5:    $ap(\mathbf{x}) \leftarrow \text{TRBDEC}(p_{\mathbf{y}}(\mathbf{x}), l_0(\mathbf{p}_0), l_1(\mathbf{p}_1), M)$ 
6:    $\hat{\mathbf{x}} \leftarrow \arg \max_{\mathbf{x}} ap(\mathbf{x})$ 
7:    $[\hat{\mathbf{x}}, \hat{\mathbf{p}}_0, \hat{\mathbf{p}}_1] \leftarrow \text{TRBENC}(\hat{\mathbf{x}})$ 
8:   for  $i \leftarrow 0, 1$  do ▷ Post-processing
9:      $\hat{\mathbf{x}}_i \leftarrow \arg \max_{\mathbf{x}_i} p_{\mathbf{y}_i}(\mathbf{x}_i) l_{\mathbf{r}_i}(\hat{\mathbf{p}}_i \oplus \mathbf{x}_i)$ 
10:  end for
11:  return  $[\hat{\mathbf{x}}, \hat{\mathbf{x}}_0, \hat{\mathbf{x}}_1]$ 
12: end function

```

The message formation operations in the pre- and post-processing are actually *symbol-wise* operations involving marginals. These marginals are defined over a binary domain, so their normalized version is simply described by a *log-likelihood* or *log-APP ratio* (for which we use the same symbol of the corresponding function), defined as

$$l_a \triangleq \log \frac{l_a(1)}{l_a(0)} \quad \text{and} \quad p_a \triangleq \log \frac{p_a(1)}{p_a(0)}$$

respectively. For example, the j -th marginal of $p_{\mathbf{y}_i}(\mathbf{x}_i)$ is simply described by $p_{\mathbf{y}_{i,j}}$, that, e.g., under a “backward” CC model equals l_Z or $-l_Z$ if $\mathbf{y}_{i,j}$ is 0 or 1 respectively,

with $l_Z = \log \frac{p_Z}{1-p_Z}$. In addition, maximization translates into thresholding.

The j -th factor computed by the pre-processing operation (line 3) is then $l_{i,j} = l_{r_{i,j}} * p_{y_{i,j}}$, where the *log-likelihood ratio convolution* operator is defined as [26]

$$l_1 * l_2 \triangleq \log \frac{e^{l_1} + e^{l_2}}{1 + e^{l_1+l_2}}.$$

In particular, if the TC is error-free, $l_{i,j}$ equals l_Z or $-l_Z$ if $\mathbf{r}_{i,j} \oplus \mathbf{y}_{i,j}$ equals 0 or 1 respectively; under the same condition, post-processing (line 9) yields $\hat{\mathbf{x}}_{i,j} = \mathbf{r}_{i,j} \oplus \hat{\mathbf{p}}_{i,j}$.

The thresholding and parity formation operations (lines 6 and 7) permit the direct reutilization of the turbo encoding algorithm during syndrome decoding, but prevent the computation of the correct output messages across the nodes \mathbf{p}_i . Hence, hard syndrome decoding does not yield the best performance achievable by traditional iterative algorithms. In order to maximize the performance, in the turbo decoding algorithm a *full FBA* function FFBA(\cdot) that outputs APP functions for the parity bits as well must be used in place of FBA(\cdot), leading to the modified algorithm below (*full turbo decoding*).

```

1: function FTRBDEC( $l_r(\mathbf{x}), l_{r_0}(\mathbf{p}_0), l_{r_1}(\mathbf{p}_1), M$ )
   ...
5:   [ $ap^{(m)}(\mathbf{x}), ap(\mathbf{p}_i)$ ]  $\leftarrow$  FFBA $_i(l_r(\mathbf{x}), l_{r_i}(\mathbf{p}_i), q(\mathbf{x}))$ 
   ...
8:   return [ $ap^{(m)}(\mathbf{x}), ap(\mathbf{p}_0), ap(\mathbf{p}_1)$ ]
9: end function

```

When used for syndrome decoding, FTRBDEC(\cdot) makes an improved post-processing possible as follows (*soft syndrome decoding*).

```

1: function SSYNDEC( $p_y(\mathbf{x}), p_{y_0}(\mathbf{x}_0), p_{y_1}(\mathbf{x}_1), l_{r_0}(\mathbf{s}_0),$ 
    $l_{r_1}(\mathbf{s}_1), M$ )
2:   for  $i \leftarrow 0, 1$  do                                      $\triangleright$  Pre-processing
3:      $l_i(\mathbf{p}_i) \leftarrow \sum_{\mathbf{s}_i} l_{r_i}(\mathbf{s}_i) \sum_{\mathbf{x}_i} p_{y_i}(\mathbf{x}_i) \chi_{\{\mathbf{p}_i \oplus \mathbf{x}_i = \mathbf{s}_i\}}$ 
4:   end for
5:   [ $ap(\mathbf{x}), ap(\mathbf{p}_0), ap(\mathbf{p}_1)$ ]  $\leftarrow$  FTRBDEC( $p_y(\mathbf{x}), l_0(\mathbf{p}_0),$ 
    $l_1(\mathbf{p}_1), M$ )
6:   for  $i \leftarrow 0, 1$  do                                      $\triangleright$  Post-processing
7:      $ap'(\mathbf{x}_i) \leftarrow \sum_{\mathbf{s}_i} l_{r_i}(\mathbf{s}_i) \sum_{\mathbf{p}_i} \frac{ap(\mathbf{p}_i)}{l_i(\mathbf{p}_i)} \chi_{\{\mathbf{p}_i \oplus \mathbf{x}_i = \mathbf{s}_i\}}$ 
8:      $ap(\mathbf{x}_i) \leftarrow p_{y_i}(\mathbf{x}_i) ap'(\mathbf{x}_i)$ 
9:   end for
10:  return [ $ap(\mathbf{x}), ap(\mathbf{x}_0), ap(\mathbf{x}_1)$ ]
11: end function

```

Now, due to the correct post-processing operation, in order to estimate $\mathbf{x}_{i,j}$ thresholding is applied to $ap_{\mathbf{x}_{i,j}} = p_{y_{i,j}} + l_{r_{i,j}} * (ap_{\mathbf{p}_{i,j}} - l_{i,j})$, which is certainly more accurate than before.

D. Compression without Side Information

Both the parity- and the syndrome-based approaches for SCSI lead to a counterpart algorithm for conventional compression (i.e. without side information at the decoder) as follows.

In the former approach, the “parity” message sent over the TC in correspondence of a sequence of Nk outcomes from X , distributed according to the prior probability $p(\mathbf{x})$, is actually a compressed representation; in addition, depending from the errors on the TC, puncturing can be used to adjust the rate R_s towards $H(X)$. If there is no side information Y , decoding is done invoking TRBDEC($p(\mathbf{x}), l_{r_0}(\mathbf{p}_0), l_{r_1}(\mathbf{p}_1), M$), and it is again possible to estimate the statistics of X during the decoding procedure [20], [22].

In the latter approach, given a sequence of $Nk + s_0 + s_1$ outcomes from X , distributed according to some prior probability, one can assume this data as the sum of an identically null Y with a realization of a r.v. Z distributed as X . Then, the “syndrome” message sent over the TC is a compressed representation that can be formed with about $R_s \simeq H(X|Y) = H(X)$ bit/sample and decoded invoking SSYNDEC($p(\mathbf{x}), p_0(\mathbf{x}_0), p_1(\mathbf{x}_1), l_{r_0}(\mathbf{s}_0), l_{r_1}(\mathbf{s}_1), M$), where $p(\mathbf{x})$ and $p_i(\mathbf{x}_i)$ are the prior probability distributions of the blocks into which the $Nk + s_0 + s_1$ outcomes from X are partitioned. In this case, however, the rate R_s is limited and consequently the data protection capabilities will be reduced; estimation of the statistics at the decoder is again feasible.

E. Discussion

The turbo-syndrome formation algorithm described in Section III-B corresponds to the algorithm used in [16] and to the “zero-forcing” algorithm described in [14] and in other papers by the same authors. While we directly tackle MAP decoding of the turbo-syndrome \mathbf{s} , the front-end of the decoder used in [14] consists of a hard-in hard-out *inverse syndrome former* (ISF) which generates a codeword $\mathbf{c}[\mathbf{s}]$ belonging to the same coset signalled by \mathbf{s} , i.e. such that $\mathbf{x} = \mathbf{c}[\mathbf{s}] \oplus \mathbf{c}_0$, where \mathbf{c}_0 is a codeword of the turbo code that can be reconstructed at the decoder using a conventional iterative algorithm.

The factor-graph approach has certain advantages with respect to the utilization of an ISF. First, neither the TC-output nor the side information (in SCSI problems) are restricted to be binary in order to perform decoding. Then, in case of an error-prone TC (a BSC is for example tested in [25]), the optimum input likelihoods to the traditional turbo-decoding algorithm are immediately known without the need to analyze the signal flow through the ISF. Finally, syndromes which are not formed for both constituent codes according to the “zero-forcing” approach, for which the ISF is difficult, if not unfeasible, to construct, can be handled too.

With binary TC-output and side information, the straight ISF-based decoder implements exactly what we named hard syndrome decoding. In order to improve on this performance, in [25] the “zero-forced” syndrome of a convolutional code is decoded relying on the view of the syndrome-based approach as a parity-based one. In practice, if $\mathbf{G}(D) = [\mathbf{I}_k | \mathbf{P}(D)]$ is the $k \times n$ generator matrix of the systematic code with respect to which the “zero-forced” syndrome is constructed, the syndrome corresponds to the parity generated by the $n \times (2n - k)$ matrix $\mathbf{G}'(D) = [\mathbf{I}_n | \mathbf{H}^T(D)]$, where $\mathbf{H}(D) = [\mathbf{P}^T(D) | \mathbf{I}_{n-k}]$ is the relevant $(n-k) \times n$ parity-check matrix used in syndrome formation. Parity-decoding is eventually performed on the trellis diagram of the code defined by $\mathbf{G}'(D)$.

But, this trellis corresponds to the *source coding trellis* defined in [13], i.e. despite the addition of (parallel) branches the possible transitions are the same of the original trellis. Also, it can be shown that running the soft syndrome decoding algorithm is equivalent to running the FBA algorithm relative to both constituent codes on their corresponding source coding trellis. There is hence no need to introduce the ISF or any *complementary* trellis in order to take full advantage of the existing iterative decoding algorithms during syndrome decoding.

However, the “zero-forced” syndrome is not really robust against TC errors. In fact, while source bits belonging to \mathbf{x} are effectively “protected” by the turbo-code, any source bit belonging to \mathbf{x}_i participates only to a single check for syndrome formation, such that erasures or flips to a syndrome bit make the correct recovery of the corresponding source bit very hard. By using a polynomial parity-check matrix, as proposed in [25] and [15] for convolutional and turbo codes respectively, more robust syndromes have been found that in particular support puncturing. But, not only the resulting encoder can no longer rely on traditional turbo-encoding algorithms, but also efficient decoding must be actually performed on the more complex trellis of the code defined by $\mathbf{G}'(D)$ (named *super trellis* in [15]) that no longer shares the same transitions of the original trellis. In effect, at least in the turbo code case, no ISF is feasible that would allow for iterative decoding using the original turbo code.

IV. EXPERIMENTS AND COMPARISONS

We simulated the compression of a binary r.v. X , with binary side information Y available at the decoder, assuming a “backward”, memoryless CC with error probability p_Z . The side information was generated as an i.i.d. Bernoulli process with parameter $p_Y \triangleq P[Y = 1]$.

A. Experimental Setup

The same turbo code and the same data frame length L have been employed for both parity- and syndrome-based approaches. In particular, the turbo code uses two identical $(n, k) = (2, 1)$, 16-state, systematic constituent codes with generator matrix $\mathbf{G}(D) = \begin{bmatrix} 1 & \frac{D^4+D^2+D+1}{D^4+D^3+1} \end{bmatrix}$. Two different frame lengths have been considered, namely $\bar{L} = 2^{14} = 16384$ samples (“short” frame) and $L = 2^{16} = 65536$ samples (“long” frame).

In the parity-based approach, encoding is performed by first invoking $\text{TRBENC}(\cdot)$ on the L -length realization \mathbf{x} , and then *randomly* puncturing the obtained parities \mathbf{p}_0 and \mathbf{p}_1 in order to adjust the overall coding rate according to the required target rate $0 < R_s \leq 2$ bit/sample. MAP-decoding is approximated by invoking $\text{TRBDEC}(p_Y(\mathbf{x}), l_{r_0}(\mathbf{p}_0), l_{r_1}(\mathbf{p}_1), M)$.

In the syndrome-based approach, the overall length $s \triangleq s_0 + s_1$ of the syndrome sequence to be transmitted is first determined from the target rate $0 < R_s \leq 2/3$ bit/sample. Encoding is then performed by calling $\text{SYNENC}(\mathbf{x}, \mathbf{x}_0, \mathbf{x}_1)$, where the lengths of the sub-sequences \mathbf{x} , \mathbf{x}_0 , and \mathbf{x}_1 are $L - s$, s_0 , and s_1 respectively; again, the used puncturers are *randomly* generated. MAP-decoding is approximated using both the *hard* and the *soft* routines. Even if the soft approach

is theoretically more performing than the hard one, the latter has also been considered because it is strictly based on conventional turbo encoding and decoding routines employed in channel coding applications and, hence, can take advantage of the many existing hardware implementations.

All decoding routines are set for a (maximum) number of runs of the FBA algorithm M equal to 40. However, in order to reduce the decoding complexity, a stopping criterion breaks the decoding task whenever both the constituent FBA algorithms reach “persistent” and mutually consistent decoded codewords. As suggested in [29], during each FBA run the most probable transition at each time-step is evaluated in order to check if the sequence of all such transitions forms a valid codeword. In that case, it is very likely that the turbo decoder is going to “freeze” on that solution in the successive iterations. In our implementation of this stopping method, we consider the last 4 consecutive FBA runs and check if in all of them a valid codeword is obtained. If this condition is met, the turbo loop for the current frame is stopped and the last computed likelihoods are emitted.

Since we aimed to tackle the problem of pure compression, only error-free transmission channels had been considered in the simulations. Nevertheless, we emphasize that the formal treatment in the previous sections is very general, and includes non-binary TC as well. For all choices of the simulation parameters, $2^{15} = 32768$ or $2^{13} = 8192$ frames (in the short and in the long case, respectively) have been generated, such that the average *bit error ratio* (BER) is eventually estimated over $2^{29} \simeq 5 \cdot 10^8$ samples. To be more precise, either that (maximum) number of frames or 100 wrongly decoded frames were actually generated. In order to average the performance over different interleavers and puncturing patterns, a different random interleaver and puncturer are generated and used for compressing each frame.

B. Coding with Side Information

In the simulations relative to the problem of SCSI, the target rate is kept fixed at $R_s = 2/3$ bit/sample, the side information Y is drawn with $p_Y = 0.5$, and different “backward” channel statistics are tested by varying the value of p_Z . In this case, the syndrome-based approach works at its “native” rate (no puncturing is required); the parity-based approach, which has a “native” rate of 2 bit/sample, must be instead punctured in order to operate at the same target rate. SCSI simulation results are shown in Fig. 2.

As expected, the syndrome-based approach presents a waterfall region much closer to the Wyner-Ziv bound than the parity-based approach does. In fact, the correction capabilities of the former method are already visible when $H(p_Z)$ is between 0.60 and 0.62 bit, while for the latter method we should have a lower $H(p_Z)$ (between 0.53 and 0.55 bit), i.e. a higher source-side correlation, to obtain acceptable values of the BER. In addition, in both approaches a sharper waterfall curve and a better performance are obtained with long frame lengths rather than with short frame lengths. This fact is reasonable since large interleaver lengths are likely to generate more randomly distributed codewords. Finally, we noted that

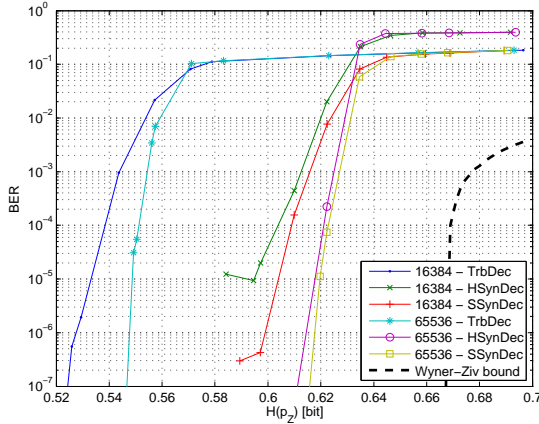


Fig. 2. Comparison between the different algorithms for SCSI described in this paper: the BER is shown versus $H(p_Z)$, at rate $R_s = 2/3$ bit/sample.

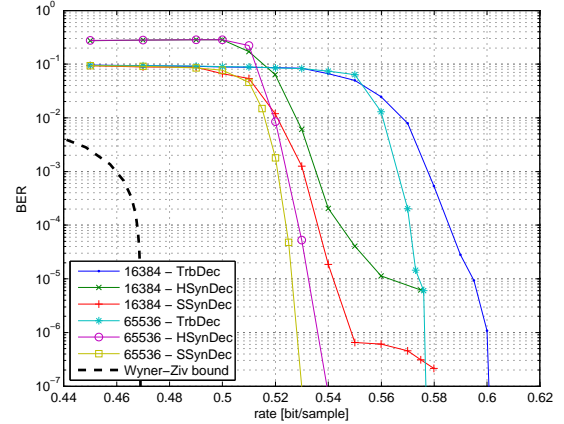
in this case there are no significant differences between the soft and the hard versions of the syndrome-based approach. The slightly better performance of soft decoding is obtained paying the price of an increased post-processing complexity with respect to hard decoding.

C. Binary Data Compression

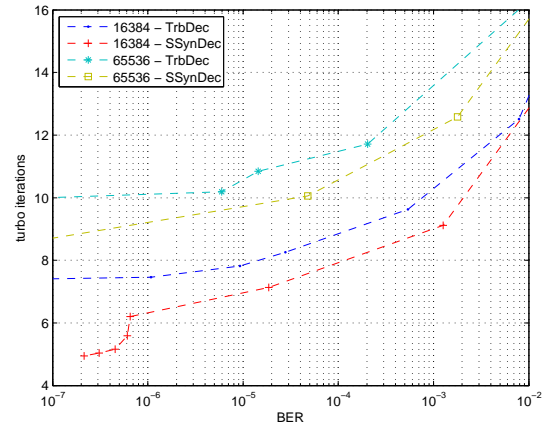
When dealing with compression without side information ($p_Y = 0$), we fixed the value of p_Z and measured the performance of the considered decoding algorithms as a function of the target coding rate R_s . Three cases were considered, namely $p_Z = 0.10$, $p_Z = 0.05$, and $p_Z = 0.01$. The simulation results are reported in Fig. 3, Fig. 4, and Fig. 5, respectively.

Substantially, the considerations made in the previous section still hold in this case. The syndrome-based approach has on average a better performance than the parity-based approach. However, with low values of p_Z the gain provided by syndromes tends to disappear, while the *error floor* associated to the considered turbo codes tends to rise. Indeed, as the puncturing increases (i.e. as R_s decreases) both the parity- and syndrome-based systems present higher error floor regions and more irregular BER curves, probably due to the *heavy* and *unoptimized* puncturing of the parity of both constituent codes. This behavior is much more visible in the syndrome-based approach than it is in the parity-based approach, and this can be seen, in particular, in Fig. 5, where the limit case of $p_Z = 0.01$ is considered. The error floor appears in this case at BERs $\sim 10^{-6}$ and $\sim 10^{-5}$ for long and short frame sizes respectively. In addition, it is worth to note that the hard syndrome version performs very poorly with respect to the soft syndrome version, while parity and soft syndrome methods have almost the same performance.

In Fig. 3(b) and Fig. 4(b), we compare the average number of performed decoding loops in the turbo decoder (each decoding loop consists of 2 FBA runs) versus the achieved BER. These graphs suggest that the decoding procedure requires, on average, 1 to 2 turbo loops less in the syndrome-based approach with respect to the parity-based approach. Hence, the syndrome-based approach is not only more performing in terms of required rate for good performance, but also



(a) BER vs compression ratio



(b) average number of turbo iterations vs BER

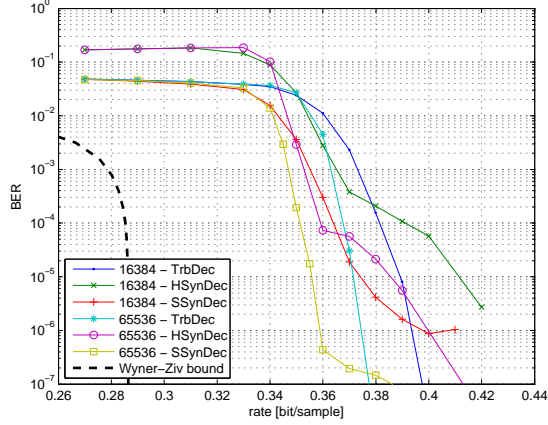
Fig. 3. Comparison between the different algorithms for binary data compression described in this paper, with $p_Z = 0.10$.

less demanding. In fact, note that most of the decoding time is spent running the FBA algorithms, whose complexity is linear with respect to the interleaver length. Since in the syndrome-based approach (in particular at high target rates) the interleaver is shorter than L , we have a proportional reduction of the complexity (e.g., at rate $R_s = 0.5$ bit/sample, the decoding complexity is halved with respect to the one relative to the parity-based approach).

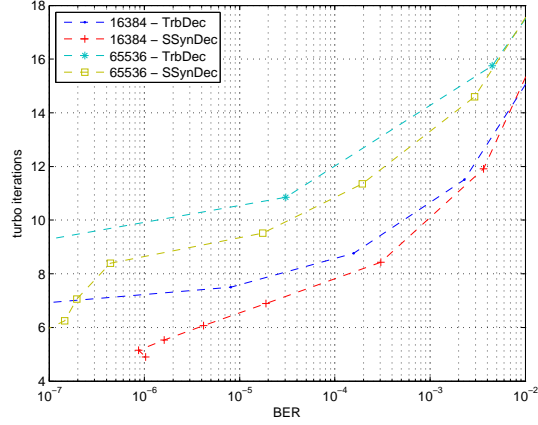
D. Comparison with Other Systems

In Table I, the comparison is given in terms of rate required for near-lossless compression. For systems based on channel codes, where a residual error is always expected, a $\text{BER} \leq 10^{-6}$ is considered as the threshold for almost perfect reconstruction. The rates reported in the Table consider the case $p_Z = 0.10$ or $p_Z = 0.05$, and are divided in two sections, the first for parity-based methods and the second for syndrome-based ones. In both sections, the methods are sorted according to their average performance under the two working conditions.

As brief comment to these results, we highlight the fact that in the first section of the Table (parity-based approaches) the proposed method 16384-TRBDEC behaves slightly worse



(a) BER vs compression ratio



(b) average number of turbo iterations vs BER

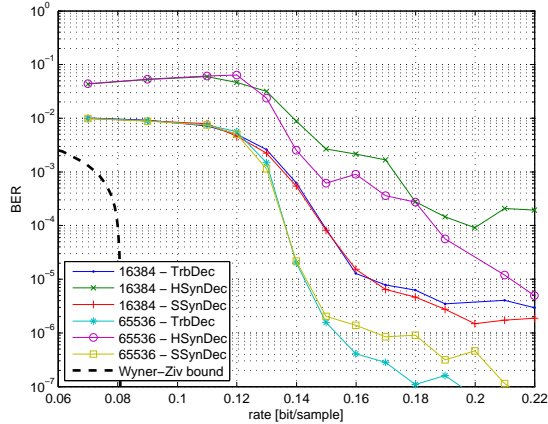
Fig. 4. Comparison between the different algorithms for binary data compression described in this paper, with $p_Z = 0.05$.Fig. 5. Comparison between the different algorithms for binary data compression described in this paper: the BER is shown versus the compression ratio, with $p_Z = 0.01$.

TABLE I

COMPARISON BETWEEN DIFFERENT COMPRESSION METHODS: THE MINIMUM COMPRESSION RATIO SUCH THAT $\text{BER} \leq 10^{-6}$ IS SHOWN, FOR $p_Z = .10$ AND $p_Z = .05$. IN PARENTHESES, THE GAP FROM THE THEORETICAL LIMIT IS SHOWN. THE FRAME LENGTH IS REPORTED TOO.

IN BOTH PARTS OF THE TABLE (REFERRING TO PARITY- AND SYNDROME-BASED APPROACHES RESPECTIVELY) THE VARIOUS METHODS ARE SORTED BY INCREASING PERFORMANCE.

p_Z	.10	.05
$H(p_Z)$.469	.286
16384-bzip2 [20]	.670 (+.201)	.440 (+.154)
16384-Turbo parity (8-state) [18]	.630 (+.161)	.435 (+.149)
10000-Turbo parity [22]	.590 (+.121)	.440 (+.154)
16384-gzip [20]	.600 (+.131)	.410 (+.124)
16384-TRBDEC (16-state)	.600 (+.131)	.394 (+.108)
16384-Turbo parity (8-state) [20]	.580 (+.111)	.380 (+.094)
65536-TRBDEC (16-state)	.576 (+.107)	.374 (+.088)
16384-LDPC [12]	.600 (+.131)	.402 (+.116)
16384-SSYNDEC (16-state)	.549 (+.080)	.398 (+.112)
16384-P&C trellis (8-state) [13]	.556 (+.087)	.388 (+.102)
65536-SSYNDEC (16-state)	.528 (+.059)	.359 (+.073)

than the method “16384-Turbo parity” proposed in [20] which is only outperformed by the proposed method 65536-TRBDEC. For what concerns the syndrome-based approaches, the method “16384-P&C trellis” [13] is placed between our methods 16384-SSYNDEC and 65536-SSYNDEC. Even though these comparisons can be considered a little unfair since systems are based on different convolutional codes with different number of states, and on frames of different sizes, these results have been reported in order to give an idea on how the considered decoding techniques behave with respect to other systems known in literature.

A more fair comparison is indeed given in Fig. 6, in which the BER as a function of $H(p_Z)$ is shown at rate $R_s = 2/3$ bit/sample. In this Figure, it can be seen that the proposed method 65536-SSYNDEC outperforms the coding performance of the “SF+ISF” method given in [14]. In fact, as observed in Section III-E, these two methods are very similar but the latter is rather based on the sub-optimal HSYNDEC routine. Despite the very large interleaver length, the “Syn. trellis” method proposed in [15] has instead a very poor performance, which is even worse than the performance of the parity-based method 65536-TRBDEC.

Finally, Fig. 7 shows some results relative to $R_s = 1/2$ bit/sample. In this case the proposed method 65536-SSYNDEC has again a good performance, which is overcome only by the LDPC-based systems reported in [12] (which employ a longer frame size) and by the “P&C trellis” method proposed in [13], which makes use of longer frames and of different 16-state constituent codes (specifically tailored for heavy data puncturing). Again, despite its error-resilience properties and the very long frame size, the “Syn. trellis” method [15] has very poor performance.

V. CONCLUSION

In this paper, we recast the problem of decoding parities or syndromes, formed with respect to turbo codes for binary data

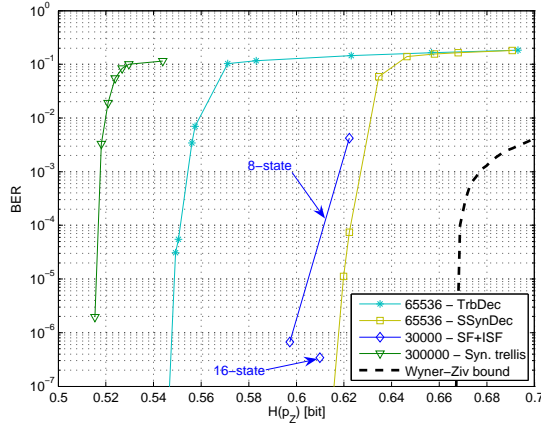


Fig. 6. Comparison between different compression methods: the BER is shown versus $H(p_Z)$, at rate $R_s = 2/3$ bit/sample. The label “SF+ISF” refers to the syndrome-based method in [14] (results for two different convolutional codes are shown); the label “Syn. trellis” refers to the syndrome-based method in [15], where 16-state constituent codes are employed. The frame length is reported too.

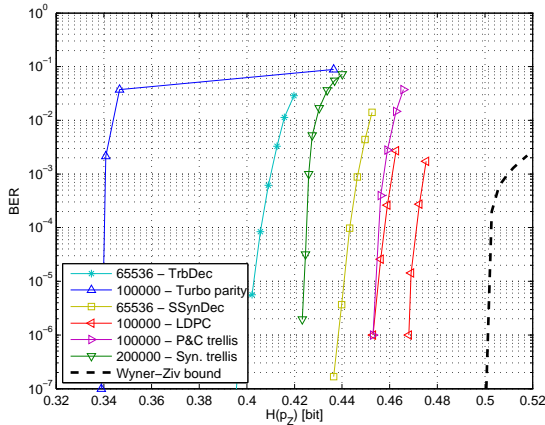


Fig. 7. Comparison between different compression methods: the BER is shown versus $H(p_Z)$, at rate $R_s = 1/2$ bit/sample. The label “Turbo parity” refers to the parity-based method in [19], that uses two (5, 4) 16-state constituent codes. The label “LDPC” refers to the syndrome-based method in [12] (results relative to two irregular LDPC codes are shown); the label “P&C trellis” refers to the syndrome-based method in [13] that uses 16-state constituent codes; the label “Syn. trellis” refers to the syndrome-based method in [15] (16-state). The frame length is reported too.

compression, into a general maximum a posteriori probability problem. By using a factor-graph approach, we immediately devise how to take full advantage of the conventional iterative decoding algorithms traditionally employed in channel coding problems. We eventually use a unified perspective on the data reconstruction problem, both with or without side information at the decoder, that permits to deal straightforwardly also with non-binary side information and with non-binary encoder-to-decoder transmission channels.

Also, we analyzed the performance of three different compression systems. The performance comparisons clearly show the differences between the parity- and the syndrome-based approaches, that are not usually compared in the literature, in a variety of settings. The performance comparison with several other state-of-the art coding systems appeared in

literature validates the practical utilization of the proposed coding methods.

REFERENCES

- [1] D. Slepian and J. K. Wolf, “Noiseless coding of correlated information sources,” *IEEE Trans. Inf. Theory*, vol. 19, no. 4, pp. 471–480, Jul. 1973.
- [2] C. E. Shannon, “A mathematical theory of communication,” *The Bell Syst. Tech. J.*, vol. 27, pp. 379–423, 623–656, Jul., Oct. 1948.
- [3] T. M. Cover and J. A. Thomas, *Elements of Information Theory*. Hoboken, NJ, USA: John Wiley & Sons, Inc., 2006.
- [4] A. D. Wyner and J. Ziv, “The rate-distortion function for source coding with side information at the decoder,” *IEEE Trans. Inf. Theory*, vol. 22, no. 1, pp. 1–10, Jan. 1976.
- [5] A. D. Wyner, “Recent results in the Shannon theory,” *IEEE Trans. Inf. Theory*, vol. 20, no. 1, pp. 2–10, Jan. 1974.
- [6] S. S. Pradhan and K. Ramchandran, “Distributed source coding using syndromes (DISCUS): design and construction,” in *Proc. of IEEE Data Compression Conf.*, 29–31 March 1999, pp. 158–167.
- [7] —, “Distributed source coding using syndromes (DISCUS): design and construction,” *IEEE Trans. Inf. Theory*, vol. 49, no. 3, pp. 626–643, Mar. 2003.
- [8] —, “Generalized coset codes for distributed binning,” *IEEE Trans. Inf. Theory*, vol. 51, no. 10, pp. 3457–3474, Oct. 2005.
- [9] G. D. Forney, “Coset codes – Part I: Introduction and geometrical classification,” *IEEE Trans. Inf. Theory*, vol. 34, no. 5, pp. 1123–1151, Sep. 1988.
- [10] D. MacKay, “Good error-correcting codes based on very sparse matrices,” *IEEE Trans. Inf. Theory*, vol. 45, no. 2, pp. 399–431, Mar. 1999.
- [11] C. Berrou and A. Glavieux, “Near optimum error correcting coding and decoding: turbo-codes,” *IEEE Trans. Commun.*, vol. 44, no. 10, pp. 1261–1271, Oct. 1996.
- [12] A. D. Liveris, Z. Xiong, and C. N. Georgiades, “Compression of binary sources with side information at the decoder using LDPC codes,” *IEEE Commun. Lett.*, vol. 6, no. 10, pp. 440–442, Oct. 2002.
- [13] —, “Distributed compression of binary sources using conventional parallel and serial concatenated convolutional codes,” in *Proc. of IEEE Data Compression Conf.*, Mar. 2003, pp. 193–202.
- [14] Z. Tu, J. Li, and R. S. Blum, “An efficient SF-ISF approach for the Slepian-Wolf source coding problem,” *EURASIP J. Appl. Signal Process.*, vol. 2005, no. 6, pp. 961–971, May 2005.
- [15] A. Roumy, K. Lajnef, and C. Guillemot, “Rate-adaptive turbo-syndrome scheme for slepian-wolf coding,” in *Conf. Rec. of 41st IEEE Asilomar Conf. on Signals, Syst. and Comput.*, Nov. 2007, pp. 545–549.
- [16] M. Zamani and F. Lahouti, “A flexible rate Slepian-Wolf code construction,” *IEEE Trans. Commun.*, vol. 57, no. 8, pp. 2301–2308, Aug. 2009.
- [17] P. Tan, K. Xie, and J. Li, “Slepian-Wolf coding using parity approach and syndrome approach,” in *Proc. of 41st Conf. on Inf. Sci. and Syst. (CISS)*, 14–16 Mar. 2007, pp. 708–713.
- [18] J. Garcia-Frias and Y. Zhao, “Compression of correlated binary sources using turbo codes,” *IEEE Commun. Lett.*, vol. 5, no. 10, pp. 417–419, Oct. 2001.
- [19] A. Aaron and B. Girod, “Compression with side information using turbo codes,” in *Proc. of IEEE Data Compression Conf.*, 2–4 April 2002, pp. 252–261.
- [20] J. Garcia-Frias and Y. Zhao, “Compression of binary memoryless sources using punctured turbo codes,” *IEEE Commun. Lett.*, vol. 6, no. 9, pp. 394–396, Sep. 2002.
- [21] J. Hagenauer and N. Götz, “The turbo principle in joint source-channel coding,” in *Proc. of IEEE Inf. Theory Workshop*, Mar. 2003, pp. 275–278.
- [22] J. Hagenauer, J. Barros, and A. Schaefer, “Lossless turbo source coding with decremental redundancy,” in *5th ITG Conference Source and Channel Coding*, VDE-Verlag, Berlin, Jan. 2004, pp. 333–339.
- [23] B. Girod, A. M. Aaron, S. Rane, and D. Rebollo-Montero, “Distributed video coding,” *Proc. IEEE*, vol. 93, no. 1, pp. 71–83, Jan. 2005.
- [24] J. Li and H. Alqamzi, “An optimal distributed and adaptive source coding strategy using rate-compatible punctured convolutional codes,” in *Proc. of IEEE Intl. Conf. on Acoust., Speech and Signal Process.*, vol. 3, Mar. 2005, pp. 685–688.
- [25] P. Tan and J. Li, “Enhancing the robustness of distributed compression using ideas from channel coding,” in *Proc. of IEEE Global Telecom. Conf.*, vol. 4, Nov. 2005, pp. 2385–2389.
- [26] F. R. Kschischang, B. J. Frey, and H.-A. Loeliger, “Factor graphs and the sum-product algorithm,” *IEEE Trans. Inf. Theory*, vol. 47, no. 2, pp. 498–519, Feb. 2001.

- [27] R. Hu, R. Viswanathan, and J. Li, "A new coding scheme for the noisy-channel Slepian-Wolf problem: separate design and joint decoding," in *Proc. of IEEE Global Telecom. Conf.*, vol. 1, Nov. 2004, pp. 51–55.
- [28] D. Varodayan, A. Aaron, and B. Girod, "Rate-adaptive distributed source coding using low-density parity-check codes," in *Conf. Rec. of 39th IEEE Asilomar Conf. on Signals, Syst. and Comput.*, Oct. 28, Nov.1 2005, pp. 1203–1207.
- [29] D. J. C. MacKay, *Information Theory, Inference, and Learning Algorithms*. Cambridge, UK: Cambridge University Press, Mar. 2005. [Online]. Available: <http://www.inference.phy.cam.ac.uk/mackay/itila/>
- [30] Z. Xiong, A. D. Liveris, and S. Cheng, "Distributed source coding for sensor networks," *IEEE Signal Process. Mag.*, vol. 21, no. 5, pp. 80–94, Sep. 2004.
- [31] J. Li, Z. Tu, and R. S. Blum, "Slepian-Wolf coding for nonuniform sources using turbo codes," in *Proc. of IEEE Data Compression Conf.*, Mar. 2004, pp. 312–321.
- [32] L. Bahl, J. Cocke, F. Jelinek, and J. Raviv, "Optimal decoding of linear codes for minimizing symbol error rate," *IEEE Trans. Inf. Theory*, vol. 20, no. 2, pp. 284–287, Mar. 1974.