

Transverse Spin Effects at COMPASS

H. Wollny on behalf of the COMPASS collaboration

Physikalisches Institut der Albert-Ludwigs-Universität Freiburg

Hermann-Herder Str. 3, 79104 Freiburg, Germany

November 13, 2018

Abstract

The measurement of transverse spin effects in semi-inclusive deep-inelastic scattering (SIDIS) is an important part of the COMPASS physics program. In the years 2002-2004 data was taken by scattering a 160 GeV/c muon beam off a transversely polarized deuteron target. In 2007, additional data was collected on a transversely polarized proton target. New preliminary results for the Collins and Sivers asymmetries from the analysis of the proton data are presented.

1 Introduction

Single spin asymmetries in semi-inclusive deep-inelastic scattering (SIDIS) off transversely polarized nucleon targets have been under intense experimental investigation over the past few years [1, 2, 3]. They provide new insights into QCD and the nucleon structure. For instance, they allow the determination of the third yet-unknown leading-twist quark distribution function $\Delta_T q(x)$, the transversity distribution [4, 5]. Additionally, they give insight into the parton transverse momentum distribution and angular momentum.

2 The COMPASS Experiment

COMPASS is a fixed target experiment at the CERN SPS accelerator with a wide physics program focused on the nucleon spin structure and on hadron

spectroscopy. COMPASS investigates transversity and the transverse momentum structure of the nucleon in SIDIS. A 160 GeV/ c muon beam is scattered off a transversely polarized hydrogen or deuterium target. The scattered muon and the produced hadrons are detected in a wide-acceptance two-stage detector with excellent particle identification capabilities [6]. In the years 2002, 2003 and 2004, data was collected on a transversely polarized ${}^6\text{LiD}$ target [7]. In 2007 data were taken with a transversely polarized NH_3 target. In the following we will focus on the new results of the data taken with the proton target.

3 The Collins asymmetry

The chiral-odd transversity distribution $\Delta_T q(x)$ can be measured in combination with the chiral-odd Collins fragmentation function $\Delta_0^T D_q^h(x)$ in SIDIS. According to Collins the fragmentation of a transversely polarized quark into an unpolarized hadron leads to a sine modulation in $\Phi_C = \phi_h + \phi_S - \pi$ in the SIDIS cross section [5]. Here ϕ_h is the azimuthal angle of the hadron with respect to the scattering plane and ϕ_S is the azimuthal angle between the spin of the initial quark and the scattering plane [8]. The number of produced hadrons N can be written as:

$$N(\Phi_C) = N_0 \cdot (1 + f \cdot P_t \cdot D_{nn} \cdot A_{Coll} \cdot \sin \Phi_C) \quad (1)$$

in which N_0 is the average hadron yield, f the fraction of polarized material in the target, P_t the target polarization and $D_{nn} = (1 - y)/(1 - y + y^2/2)$ the depolarization factor.

4 The Sivers asymmetry

Another source of azimuthal asymmetry is related to the Sivers effect [9]. The Sivers parton distribution function $\Delta_0^T q(x, \mathbf{k}_T)$ describes the correlation of quarks with intrinsic transverse momentum \mathbf{k}_T in a transversely polarized nucleon. The Sivers effect leads to an azimuthal modulation of the number of produced hadrons

$$N(\Phi_S) = N_0 \cdot (1 + f \cdot P_t \cdot A_{Siv} \cdot \sin \Phi_S), \quad (2)$$

with $\Phi_S = \phi_h - \phi_S$.

Since the Collins and Sivers asymmetries are orthogonal to each other, both asymmetries can be determined independently from the same dataset.

5 Data sample and event selection

In 2007 COMPASS took data with a transversely polarized proton target (NH_3). The polarization of the material is $\sim 90\%$ with a dilution factor f of 0.15. The target consists of three cells in a row, where the two outer cells are polarized in one direction and the middle cell is polarized oppositely. To reduce systematics the polarization was reversed every 4-5 days. The new solenoid magnet installed in 2005 increased the angular acceptance up to 180 mrad.

The quality and the stability of the data was carefully checked. For the results presented here, about 20 % of the collected data have been analyzed.

To select DIS events, kinematic cuts on the squared four momentum transfer $Q^2 > 1 (\text{GeV}/c)^2$, the fractional energy transfer of the muon $0.1 < y < 0.9$ and the hadronic invariant mass $W > 5 \text{ GeV}/c^2$ were applied. The hadron sample consists of all charged hadrons originating from the reaction vertex with $p_T^h > 0.1 \text{ GeV}/c$ and $z > 0.2$. To reject muons an energy deposit of $\geq 5 \text{ GeV}$ in the hadronic calorimeters was demanded.

To extract the asymmetries a maximum likelihood method binned in ϕ_h and ϕ_S was used. In each bin the product of the detector acceptance and the expression for the transverse polarization dependent part of the SIDIS cross section [10] was fitted. To disentangle acceptance and spin dependent modulations two samples of one period with opposite polarization and two samples of a consecutive period with reversed target polarization were coupled. To fix the acceptance it was assumed that in each bin and each sample the change of acceptance between the two consecutive periods is described by one constant. The results have been checked by several other methods described in [1].

6 Results

The Collins and Sivers asymmetries were evaluated as a function of x , z , and p_T^h respectively integrating over the remaining two variables.

In the left part of Fig. 1 the results for the Collins asymmetry are shown.

For $x > 0.05$ the measured asymmetries are non-zero and negative in sign for positive hadrons and positive in sign for negative hadrons. For $x < 0.05$ they are small and compatible with zero. One can see the excellent agreement with the recent prediction of [11]. The right part of Fig. 1 shows the comparison between COMPASS and HERMES [12]. For comparing the results of the two experiments as a function of z and p_T a cut on $x > 0.05$ on the COMPASS data was applied and the HERMES values were corrected with $-1/D_{nn}$. The minus sign takes into account the different definitions of Φ_C and the depolarisation factor $D_{nn}(y)$ takes care of the different y -domains of the two experiments. For HERMES the D_{nn} values for each bin have been approximated with the corresponding mean values of y taken from [13]. The results of COMPASS and HERMES are in reasonable good agreement.

In the left part of Fig. 2 the results for the Sivers asymmetry are shown. The asymmetry for both charges is small and compatible with zero within the statistical error. The comparison with the recent prediction of [14] shows a good agreement for negative hadrons whereas it is at variance for the positive hadrons. The right part of Fig. 2 shows the comparison with the results of HERMES [12]. For comparing the asymmetries as a function of z and p_T , again a cut on $x > 0.05$ was applied. The agreement for the negative hadrons is very good whereas the result for positive hadrons is at variance with HERMES. This also explains the disagreement with the prediction, since it is also based on the results of HERMES.

7 Summary

First preliminary results for Collins and Sivers asymmetries measured at COMPASS in SIDIS on a transversely polarized proton target have been presented. The measured Collins asymmetry is non-zero for $x > 0.05$ and of opposite sign for positive and negative hadrons. For both charges the results agree very well within present statistics with recent predictions of Anselmino et al. and with the results of the HERMES group. The Sivers asymmetry for negative and positive hadrons is small and compatible with zero within the statistical precision. Whereas the result for negative hadrons is in good agreement with recent predictions of Anselmino et al. and the results of the HERMES group, the result for positive hadrons is at variance.

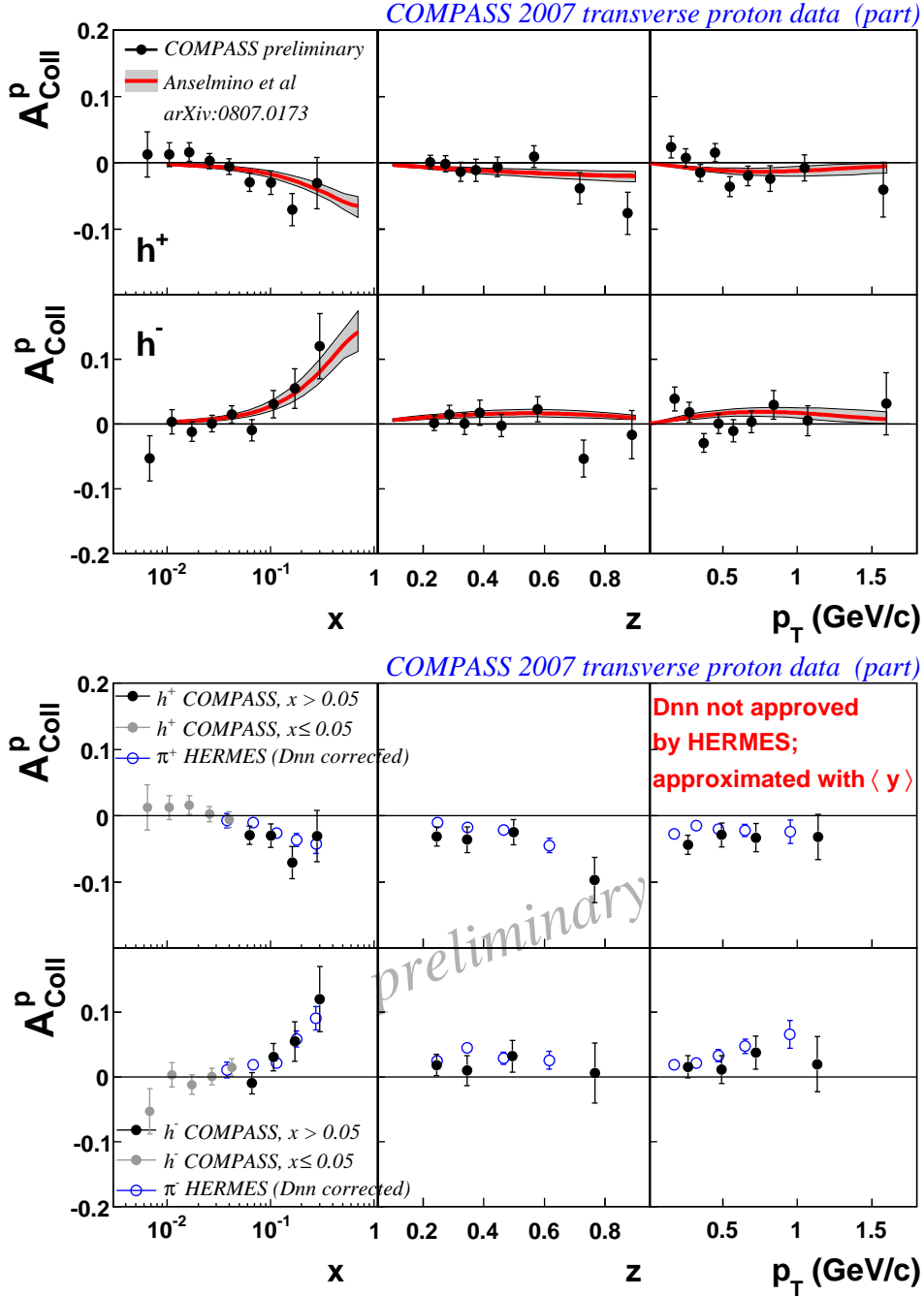


Figure 1: Collins asymmetry. Top: Comparison with recent predictions of Anselmino et al. Bottom: Comparison with results of HERMES. Only statistical errors are shown. The systematical error is 30 % of the statistical error

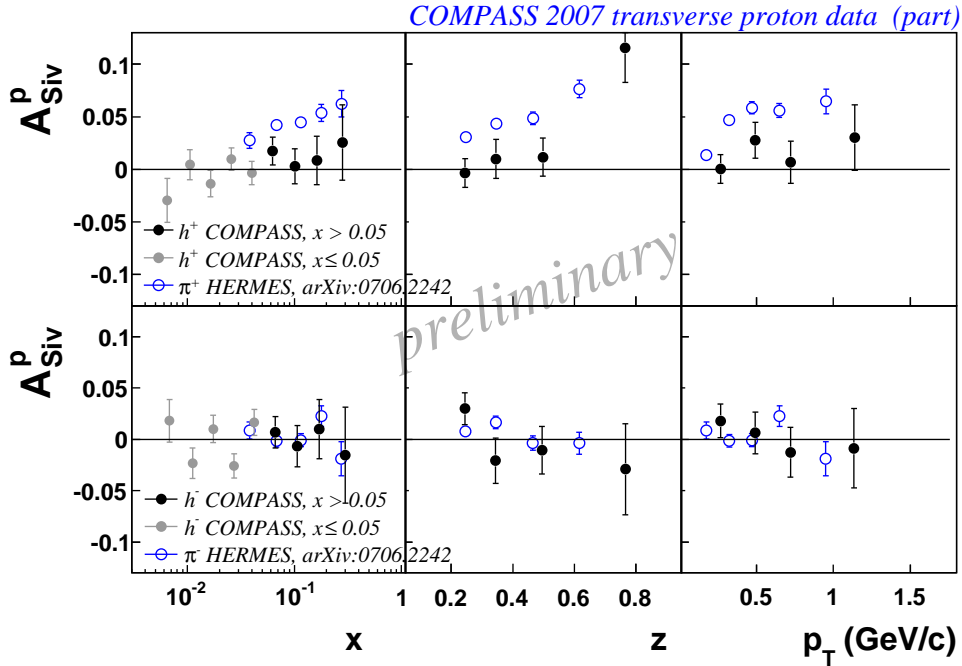
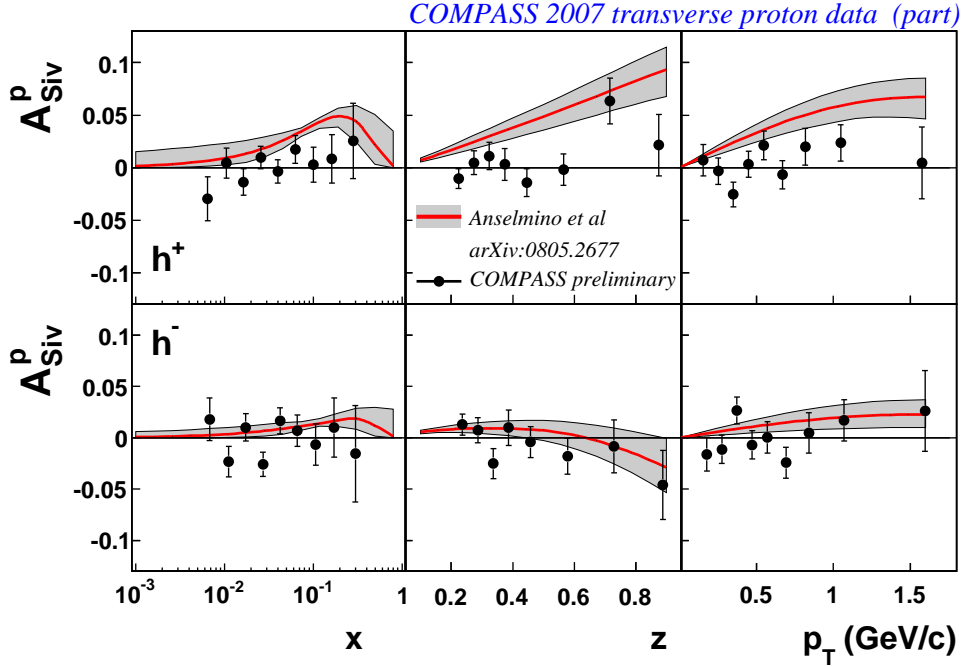


Figure 2: Sivers asymmetry. Top: Comparison with recent predictions of Anselmino et al. Bottom: Comparison with results of HERMES. Only statistical errors are shown. The systematical error is 50 % of the statistical error

References

- [1] E.S. Ageev et al. (COMPASS collaboration), First measurement of the transverse spin asymmetries of the deuteron in semi-inclusive deep inelastic scattering. *Phys. Lett. B*, 612:154, 2005.
- [2] V.Yu. Alexakhin et al. (COMPASS collaboration), A new measurement of the Collins and Sivers asymmetries on a transversely polarised target. *Nucl. Phys. B*, 94:205, 2007.
- [3] A. Airpetian et al. (HERMES collaboration), Comparing Extractions Of Sivers Functions. *Phys. Rev. Lett*, 94:235, 2005.
- [4] X. Artru and J.C. Collins. Interference Fragmentation Functions and the Nucleon's Transversity. *Z. Phys. C*, 69:277, 1996.
- [5] J.C. Collins et al. Measuring transversity densities in singly polarized hadron-hadron and lepton-hadron collisions. *Nucl. Phys. B*, 420:565, 1994.
- [6] P. Abbon et al. (COMPASS collaboration), The Compass Experiment at CERN. *NIM A*, 577:455–518, 2007.
- [7] R. Joosten et al. Measurement of Transverse Momentum Dependent Parton Distributions and Fragmentation Functions in Semi-Inclusive Deep Inelastic Scattering. 2008.
- [8] X. Artru. The Transverse Spin. *hep-ph/0207309v2*, 2002.
- [9] D.W. Sivers. Single-spin production asymmetries from the hard scattering of pointlike constituents. *Phys. Rev. D*, 41:83, 1991.
- [10] A. Bacchetta et al. Semi-inclusive deep inelastic scattering at small transverse momentum. *hep-ph/0611265v2*, 2006.
- [11] M. Anselmino et al. Transversity and Collins Fragmentation Functions: Towards a New Global Analysis. *arXiv:0807.0173*, 2008.
- [12] M. Dieffenthaler et al. (HERMES collaboration), HERMES measurements of Collins and Sivers asymmetries from a transversely polarised hydrogen target. *arXiv:0706.2242*, page 579, 2007.

- [13] U. Elschenbroich. Transverse Spin Physics at HERMES. *Eur. Phys. J. C*, 94:125–250, 2007.
- [14] M. Anselmino et al. Sivers Effect for Pion and Kaon Production in Semi-Inclusive Deep Inelastic Scattering. *arXiv:0805.2677*, 2008.