

The puzzle of excessive non- $D\bar{D}$ component of the inclusive $\psi(3770)$ decay and the long-distant contribution

Xiang Liu,^{1,2,*} Bo Zhang,³ and Xue-Qian Li^{4,†}

¹*School of Physical Science and Technology, Lanzhou University, Lanzhou 730000, China*

²*Centro de Física Computacional, Departamento de Física, Universidade de Coimbra, P-3004-516 Coimbra, Portugal*

³*Institute for Theoretical Physics, Regensburg University, D-93040 Regensburg, Germany*

⁴*Physics Department, Nankai University, 300071, Tianjin, China*

(Dated: October 24, 2018)

In this letter we suggest that the obvious discrepancy between theoretical prediction on the non- $D\bar{D}$ decays of $\psi(3770)$ and data is to be alleviated by taking final state interaction (FSI) into account. By assuming that $\psi(3770)$ overwhelmingly dissociates into $D\bar{D}$, then the final state interaction induces a secondary process, we calculate the branching ratios of $\psi(3770) \rightarrow D\bar{D} \rightarrow J/\psi\eta, \rho\pi, \omega\eta, K^*K$. Our results show that the branching ratio of $\psi(3770) \rightarrow \text{non-}D\bar{D}$ can reach up to $\mathcal{B}_{\text{non-}D\bar{D}}^{\text{FSI}} = (0.2 \sim 1.1)\%$ while typical parameters $I = 0.4 \text{ GeV}^{-2}$ and $\alpha = 0.8 \sim 1.3$ are adopted. This indicates that the FSI is obviously non-negligible.

PACS numbers: 13.30.Eg, 13.75.Lb, 14.40.Lb

Obviously, physics about Charmonium is still not a closed book yet, instead, this field is full with challenges and opportunities [1]. Due to developments and improvements of facility and technique, the detection precision is greatly enhanced in the past decade, as a direct consequence new puzzles have continually emerged. Indeed, some old puzzles have been understood now, but a number of them remain unsolved yet. Theorists are endeavoring to look for solutions. The general strategy is that first, one can fumble solutions in the framework of present theory i.e. QCD and see if we miss something in our calculations, then if all possibilities are exhausted one needs to invoke new physics beyond the standard model. In this work, we follow the first strategy to explain excessive non- $D\bar{D}$ component of inclusive $\psi(3770)$ decay, which is conducted in a series of experiments by the BES collaboration [2, 3, 4, 5, 6] in the past three years.

As a well measured charmonium state, $\psi(3770)$ generally is considered as a mixture of 2^3S_1 and 1^3D_1 states [7, 8]. Since 3770 MeV is a bit above the threshold of $D\bar{D}$ production, such a bound state may dissolve into open charms which eventually hadronize into $D\bar{D}$. Therefore, before observing sizable non- $D\bar{D}$ decay rates, $\psi(3770)$ was supposed to dominantly decay into $D\bar{D}$, including $D^0\bar{D}^0$ and D^+D^- . There could be some possible non- $D\bar{D}$ modes [9, 10, 11, 12, 13, 14], especially the hidden charm decay modes, such as $J/\psi\pi\pi$ and $J/\psi\eta$ with $\mathcal{B}[\psi(3770) \rightarrow J/\psi\pi^+\pi^-] = (1.93 \pm 0.28) \times 10^{-3}$, $\mathcal{B}[\psi(3770) \rightarrow J/\psi\pi^0\pi^0] = (8.0 \pm 3.0) \times 10^{-4}$ and $\mathcal{B}[\psi(3770) \rightarrow J/\psi\eta] = (9 \pm 4) \times 10^{-4}$ respectively [15], and E1 radiative decays $\gamma\chi_{cJ}$ with decay widths $172 \pm 30 \text{ keV}$, $70 \pm 17 \text{ keV}$ and $< 21 \text{ keV}$ for $J = 0, 1, 2$ respectively [10, 14]. The sum of all the branching ratios of these hidden charm decay modes is less than 2%, so all these measurements support the allegation that $\psi(3770)$ overwhelmingly decays into $D\bar{D}$.

However, the BES collaboration investigated the inclusive decays of $\psi(3770)$ and found that the branching ratio of $\psi(3770) \rightarrow D\bar{D}$ is about $(85 \pm 5)\%$ [3, 4]. This is later verified by the measurements of non- $D\bar{D}$ inclusive processes with the branching fraction $\mathcal{B}[\psi(3770) \rightarrow \text{non-}D\bar{D}] = (13.4 \pm 5.0 \pm 3.6)\%$ [5] and $\mathcal{B}[\psi(3770) \rightarrow \text{non-}D\bar{D}] = (15.1 \pm 5.6 \pm 1.8)\%$ [6] respectively by adopting two different methods. The CLEO measurements indicate $\sigma(e^+e^- \rightarrow \psi(3770) \rightarrow \text{hadrons}) = (6.38 \pm 0.08_{-0.30}^{+0.41}) \text{ nb}$ [16] and $\sigma(e^+e^- \rightarrow \psi(3770) \rightarrow D\bar{D}) = (6.57 \pm 0.04 \pm 0.01) \text{ nb}$ [17], which together make a $\mathcal{B}(\psi(3770) \rightarrow D\bar{D}) = (103.0 \pm 1.4_{-6.8}^{+5.1})\%$. Notice that the error on the high side is about 6.8% [37], by this error tolerance, there could be a large $(10 \sim 15)\%$ fraction of $\psi(3770) \rightarrow \text{non-}D\bar{D}$ decays. The CLEO and BES results are inconsistent at $> 2\sigma$ level, and we would employ both of them as inputs to our numerical computations and an obvious difference is explicitly noticed.

Kuang and Yan [18] calculated the $\psi(3770) \rightarrow J/\psi\pi\pi$ using the QCD multi-expansion, which properly deals with the emission of light hadrons during heavy quarkonia transitions (for a review see an enlightening paper [19]). Their prediction is consistent with the exclusive measurement on hidden charm decays of $\psi(3770)$. It is generally concurred that, the measurements on the well measured channels $J/\psi\pi\pi$, $J/\psi\eta$ and $\gamma\chi_{cJ}$ are consistent with present theoretical predictions. Thus to understand the experimental results, one should find where $\psi(3770)$ goes besides $J/\psi\pi\pi$, $J/\psi\eta$ and $\gamma\chi_{cJ}$. Recently He, Fan and Chao [20] introduced the color-octet mechanism and calculated the $\psi(3770) \rightarrow \text{light hadrons}$ in the framework of NRQCD by considering next to leading order contribution. The calculation result shows that $\Gamma[\psi(3770) \rightarrow \text{light hadrons}]$ is $467_{+338}^{-187} \text{ keV}$. If combing radiative decay contribution with that of $\psi(3770) \rightarrow \text{Light Hadrons}$, the branching ratio of the non- $D\bar{D}$ of $\psi(3770)$ is about 5% [20], which is still three times smaller than 15% non- $D\bar{D}$ branching ratio measured by the experiment.

*Electronic address: liuxiang@teor.fis.uc.pt

†Electronic address: liqx@nankai.edu.cn

Instead, Voloshin suggested, $\psi(3770)$ is not a pure $c\bar{c}$ state. There exists a sizable four quark component ($u\bar{u} \pm d\bar{d}$) $c\bar{c}$ and the fraction is about $\mathcal{O}(10\%)$ in $\psi(3770)$, which results in a measurable rate of $\psi(3770) \rightarrow \pi^0 J/\psi, \eta J/\psi$ [21].

Generally, one can categorize the strong decay modes of $\psi(3770)$ into three types: open charm decay ($D\bar{D}$), hidden charm decay $J/\psi X$ ($X =$ light mesons) and the decay into light hadrons (L-H decay). One can be more confident that the rates of hidden charm decays are properly evaluated in terms of the QCD multi-expansion, and the L-H decay occurs via three-gluon emission mechanism $c\bar{c} \rightarrow 3g$.

There is an alternative explanation to the puzzle. Twenty years ago, Lipkin proposed that the non- $D\bar{D}$ strong decays of $\psi(3770)$ realize via $D\bar{D}$ intermediate states, and further suggested that $\psi(3770)$ does not 100% decay into $D\bar{D}$ [22]. Later Achasov and Kozhevnikov calculated the non- $D\bar{D}$ channels of $\psi(3770)$ only considering the contribution from the imaginary part of the decay amplitude [23]. Namely such final state interactions which are involved in the hadronic loop effects, do contribute to both the hidden charm and L-H decays. The essential point of the loop effect is attributed to the coupled channel effects. A quark-level process is explicitly illustrated in the left diagram of Fig. 1. Such a mechanism should exist in all hidden charm and L-H decays of charmonia [24, 25]. As shown in Fig. 1, $\psi(3770) \rightarrow J/\psi X$ and $\psi(3770) \rightarrow$ Light Hadrons processes do not suffer from the Okubo-Zweig-Iizuka (OZI) suppression. Since $\psi(3770) \rightarrow D\bar{D}$ takes place near the energy threshold, one can expect that the FSI may be significant.

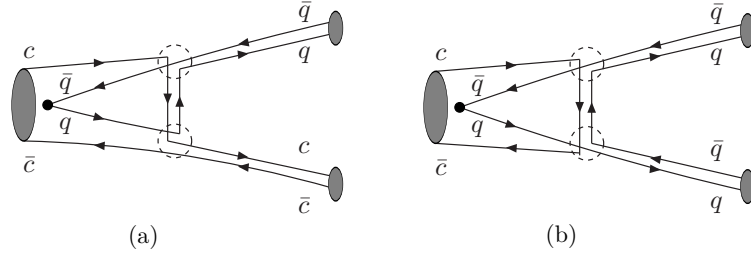


FIG. 1: Quark-level descriptions of the hadronic loop mechanism for the hidden charm decay (diagram (a)) and L-H decay (diagram (b)) of $\psi(3770)$.

In this letter, we focus on two-body hidden charm decay modes ($J/\psi\eta$) and two-body L-H decay modes ($\rho\pi, \omega\eta$ and K^*K) which obviously are the main ones. Here K^*K denotes $K^*\bar{K} + \bar{K}^*K$.

In order to calculate the hadronic loop effect in strong decays of $\psi(3770)$, we consider the diagrams depicted by Fig. 2, which are an alternative description in the hadron-level language. $\psi(3770)$ first dissolves into two charmed mesons, then by exchanging D^* in t-channel, they turn into two on-shell real hadrons \mathcal{A} and \mathcal{B} . Since the dissociation does not suffer from the OZI suppression, one can expect it to be dominant.

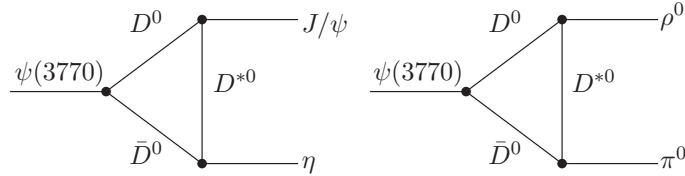


FIG. 2: The hadron-level diagrams depicting hadronic loop effect on $\psi(3770) \rightarrow D^0\bar{D}^0 \rightarrow J/\psi\eta, \rho^0\pi^0$. Of course they can be simply replaced by other states $D^{(*)0}(\bar{D}^{(*)0}) \rightarrow D^{(*)+}(D^{(*)-})$ with an isospin transformation and $D^{(*)} \rightarrow \bar{D}^{(*)}$ with a charge conjugate transformation to constitute new but similar diagrams. By replacing relevant mesons, we can obtain the diagrams for $\omega\eta$ and K^*K channels.

One can obtain the absorptive part of the decay amplitude of $\psi(3770) \rightarrow D + \bar{D} \rightarrow \mathcal{A} + \mathcal{B}$ ($\mathcal{A}\mathcal{B} = J/\psi\eta, \rho\pi, \omega\eta$ and K^*K)

$$A_{\mathcal{A}\mathcal{B}}(M_\psi^2) = \frac{|\mathbf{p}|}{32\pi^2 M_\psi} \int d\Omega \mathcal{M}^*[\psi(3770) \rightarrow D\bar{D}] \times \mathcal{M}[D\bar{D} \rightarrow \mathcal{A}\mathcal{B}] \cdot \mathcal{F}^2[m_{D^{(*)}}^2, q^2], \quad (1)$$

where $|\mathbf{p}| = [\lambda(M_\psi^2, m_D^2, m_{\bar{D}}^2)]^{1/2} / (2M_\psi)$ is the three-momentum of the intermediate charmed mesons in the center of mass frame of $\psi(3770)$. $\lambda(a, b, c) = a^2 + b^2 + c^2 - 2ab - 2ac - 2bc$ is the Källén function. The form factor $\mathcal{F}[m_{D^{(*)}}^2, q^2]$ is the key point for

the evaluation of the amplitude. One can use the monopole form factor (FF)

$$\mathcal{F}[m_i^2, q^2] = \frac{\Lambda(m_i)^2 - m_i^2}{\Lambda(m_i)^2 - q^2} \quad (2)$$

which compensates the off-shell effect of exchanged meson and describes the structure effect of the interaction vertex. As a free parameter, Λ can be parameterized as $\Lambda(m_i) = m_i + \alpha \Lambda_{QCD}$ [26]. m_i denotes the mass of exchanged meson, $\Lambda_{QCD} = 220$ MeV. The range of dimensionless phenomenological parameter α is around $0.8 < \alpha < 2.2$ [26]. As a matter of fact, there are other possible forms for $\mathcal{F}[m_{D^{(*)}}^2, q^2]$, such as the exponential one etc. in literature. Generally they are equivalent somehow, as long as their asymptotic behaviors are the same.

Since the mass of $\psi(3770)$ is close to the threshold of $D\bar{D}$ production, the dispersive part of the amplitude of $\psi(3770) \rightarrow D + \bar{D} \rightarrow \mathcal{A} + \mathcal{B}$ makes a large contribution to the decay width. By unitarity, one can obtain the dispersive part in terms of the dispersion relation. The total decay amplitude of $\psi(3770) \rightarrow D + \bar{D} \rightarrow \mathcal{A} + \mathcal{B}$ which includes both absorptive and dispersive parts is expressed by [27, 28, 29]

$$\begin{aligned} \mathcal{M}[\psi(3770) \rightarrow D\bar{D} \rightarrow \mathcal{A}\mathcal{B}] \\ = \frac{1}{\pi} \int_{r_{D\bar{D}}^2}^{\infty} \frac{A_{\mathcal{A}\mathcal{B}}(r) \mathcal{R}(r)}{r - M_{\psi}^2} dr + A_{\mathcal{A}\mathcal{B}}(M_{\psi}^2), \end{aligned} \quad (3)$$

where $r_{D\bar{D}}^2 = 4m_D^2$. After replacing M_{ψ}^2 in the amplitude in eq. (1) with r , we get the amplitude $A_{\mathcal{A}\mathcal{B}}(r)$. The energy dependent factor $\mathcal{R}(r)$ is defined as $\mathcal{R}(r) = \exp(-\mathcal{I} |\mathbf{q}(r)|^2)$, which not only reflects the $|\mathbf{q}(r)|$ -dependence of the interaction between $\psi(3770)$ and $D\bar{D}$ mesons, but also plays the role of ultraviolet cutoff. Meanwhile, $\mathcal{R}(r)$ can be understood as the coupled channel effect summing up all the bubbles from the charmed meson loops [30]. Here $|\mathbf{q}(r)|$ denotes the three momentum of D meson in the rest frame of $\psi(3770)$ with the mass $M_{\psi} \approx \sqrt{r}$. The interaction length factor \mathcal{I} is related to the radius of the interaction by $\mathcal{I} = R/6$ [31]. Pennington and Wilson indicated that $\mathcal{I} = 0.4 \text{ GeV}^{-2}$ corresponding to $R = 0.3$ fm is favorable when studying the charmonium mass shift [31].

Based on the effective Lagrangian approach, one can formulate $\mathcal{M}^*[\psi(3770) \rightarrow D\bar{D}]$ and $\mathcal{M}[D\bar{D} \rightarrow \mathcal{A}\mathcal{B}]$. The effective Lagrangians related to our calculation are constructed by considering the chiral and heavy quark symmetries [32, 33, 34]

$$\begin{aligned} \mathcal{L}_{\Psi DD} &= ig_{\Psi DD} \left[\mathcal{D}_i \overset{\leftrightarrow}{\partial}_{\mu} \mathcal{D}^{j\dagger} \right] \epsilon^{\mu}, \\ \mathcal{L}_{\Psi DD^*} &= g_{\Psi DD^*} \epsilon^{\mu\nu\alpha\beta} \epsilon_{\mu} \partial_{\nu} \mathcal{D}_i \partial_{\beta} \mathcal{D}_{\alpha}^{*j\dagger}, \\ \mathcal{L}_{D^* D \mathbb{P}} &= -ig_{D^* D \mathbb{P}} \left(\mathcal{D}^i \partial^{\mu} \mathbb{P}_{ij} \mathcal{D}^{*j\dagger} - \mathcal{D}^{*i} \partial^{\mu} \mathbb{P}_{ij} \mathcal{D}^{j\dagger} \right), \\ \mathcal{L}_{D^* D \mathbb{V}} &= -2f_{D^* D \mathbb{V}} \epsilon_{\mu\nu\alpha\beta} (\partial^{\mu} \mathbb{V}^{\nu})_j \left(\mathcal{D}_i^{\dagger} \overset{\leftrightarrow}{\partial}^{\alpha} \mathcal{D}^{*\beta j} - \mathcal{D}_i^{*\beta\dagger} \overset{\leftrightarrow}{\partial}^{\alpha} \mathcal{D}^j \right), \end{aligned}$$

where Ψ denotes charmonium states J/ψ and $\psi(3770)$. \mathbb{P} and \mathbb{V} are the octet pseudoscalar and nonet vector meson matrices, respectively. The values of coupling constants relevant to our calculation are $g_{\Psi DD} = 4.70$, $g_{J/\psi DD^*} = 4.25 \text{ GeV}^{-1}$, $g_{D^* D \mathbb{P}} = 17.31$ and $f_{D^* D \mathbb{V}} = 2.33 \text{ GeV}^{-1}$ determined in Refs. [24, 32, 34].

For the process $\psi(3770) \rightarrow D(k_1) + \bar{D}(k_2) \rightarrow J/\psi(k_3) + \eta(k_4)$ by exchanging D^{*0} , one formulates its amplitude

$$\begin{aligned} A_{J/\psi\eta} &= \mathcal{G}_{J/\psi\eta} \mathcal{Q}_{J/\psi\eta} \frac{|\mathbf{p}|}{32\pi^2 M_{\psi}} \int d\Omega \left[ig_{\Psi DD}(k_1 - k_2) \cdot \epsilon_{\psi} \right] \\ &\quad \times \left[i g_{J/\psi DD^*} \epsilon_{\kappa\xi\lambda\tau} \epsilon_{\xi}^{\kappa} (-i k_1^{\xi})(i q^{\tau}) \right] \left[g_{D^* D \mathbb{P}}(i k_{4\mu}) \right] \\ &\quad \times \frac{i}{q^2 - m_{D^*}^2} \left(-g^{\mu\lambda} + \frac{q^{\mu} q^{\lambda}}{m_{D^*}^2} \right) \mathcal{F}^2[m_{D^*}^2, q^2]. \end{aligned} \quad (4)$$

The absorptive amplitude of $\psi(3770) \rightarrow D(k_1) + \bar{D}(k_2) \rightarrow \mathbb{P}(k_3) + \mathbb{V}(k_4)$ reads as

$$\begin{aligned} A_{\mathbb{P}\mathbb{V}} &= \mathcal{G}_{\mathbb{P}\mathbb{V}} \mathcal{Q}_{\mathbb{P}\mathbb{V}} \frac{|\mathbf{p}|}{32\pi^2 M_{\psi}} \int d\Omega \left[i g_{\Psi DD}(k_1 - k_2) \cdot \epsilon_{\psi} \right] \\ &\quad \times \left[-2i f_{D^* D \mathbb{V}} \epsilon_{\kappa\xi\tau\lambda} (i k_3^{\xi}) \epsilon_{\tau}^{\xi} (-i k_1^{\tau} - i q^{\tau}) \right] \left[g_{D^* D \mathbb{P}}(i k_{4\mu}) \right] \\ &\quad \times \left(-g^{\mu\lambda} + \frac{q^{\mu} q^{\lambda}}{m_{D^*}^2} \right) \frac{i}{q^2 - m_{D^*}^2} \mathcal{F}^2[m_{D^*}^2, q^2]. \end{aligned} \quad (5)$$

Here the isospin factor from \mathbb{P} and \mathbb{V} matrices results in an extra factor $\mathcal{G}_{\mathcal{A}\mathcal{B}}$ in the above amplitudes, which are $1/\sqrt{6}$, $1/2$, 1 and $1/\sqrt{12}$ for the amplitudes of $J/\psi\eta$, $\rho^0\pi^0$, $K^{*+}K^-$ ($K^{*-}K^+$, $K^{*0}\bar{K}^0$, $\bar{K}^{*0}K^0$), $\omega\eta$ modes, respectively. If considering SU(3)

symmetry, the factor $Q_{\mathcal{AB}}$ comes from both the isospin transformation $D^{0(*)} \rightarrow D^{(*)\pm}$ and the charge conjugate transformation $D^{(*)} \rightarrow \bar{D}^{(*)}$, which results in $Q_{\mathcal{AB}} = 4, 2$ for the amplitudes of $J/\psi\eta(\rho^0\pi^0, \omega\eta)$ and $K^{*+}K^- (K^{*-}K^+, K^{*0}\bar{K}^0, \bar{K}^{*0}K^0)$ channels, respectively.

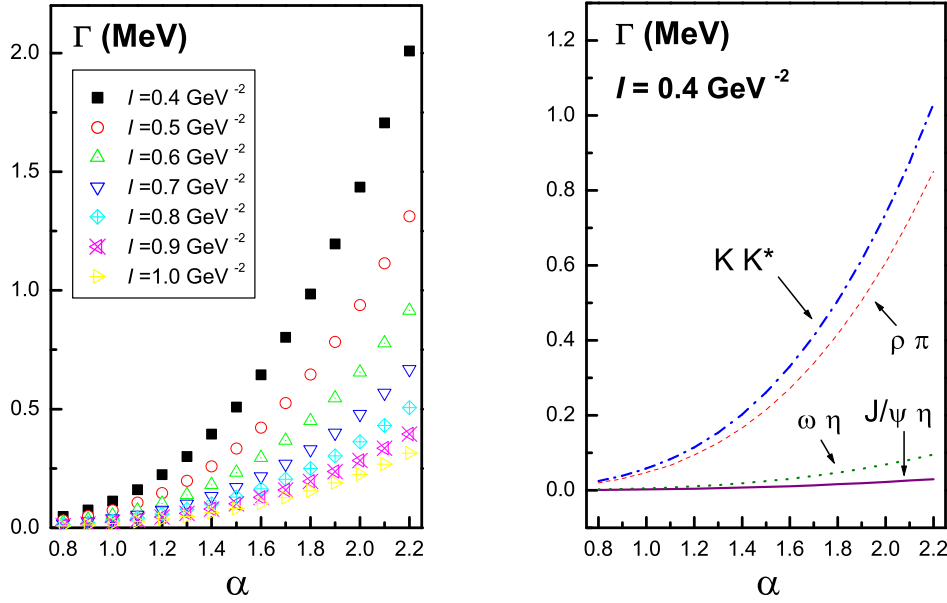


FIG. 3: The dependence of decay width of sum of $\psi(3770) \rightarrow J/\psi\eta, \rho\pi, \omega\eta, K^*K$ channels on α with several typical value $I = 0.4 \sim 1.0 \text{ GeV}^{-2}$. In right-hand diagram, with $I = 0.4 \text{ GeV}^{-2}$, we also show the variation of partial decay widths of $\psi(3770) \rightarrow J/\psi\eta, \rho\pi, \omega\eta, K^*K$ with α .

In the left diagram of Fig. 3, we plot the dependence of numerical result on α with several typical value $I = 0.4 \sim 1.0 \text{ GeV}^{-2}$, which is the sum of decay widths of $\psi(3770) \rightarrow \rho\pi, \omega\eta, K^*K$ induced by $D\bar{D}$ intermediate states. We set $\Gamma[\psi(3770) \rightarrow D\bar{D} \rightarrow \rho\pi] \approx 3\Gamma[\psi(3770) \rightarrow D\bar{D} \rightarrow \rho^0\pi^0]$ and $\Gamma[\psi(3770) \rightarrow D\bar{D} \rightarrow K^*K] \approx 4\Gamma[\psi(3770) \rightarrow D\bar{D} \rightarrow K^{*+}K^-]$ which are determined by the SU(3) symmetry. The dependence of decay widths of each modes $\psi(3770) \rightarrow J/\psi\eta, \rho\pi, \omega\eta, K^*K$ induced by long-distant contribution on the parameter α within the range of $0.8 \leq \alpha \leq 2.2$ is shown in the right diagram of Fig. 3, where a typical value $I = 0.4 \text{ GeV}^{-2}$ is adopted.

Our numerical results indicate that the decay widths of $\psi(3770) \rightarrow D\bar{D} \rightarrow \rho\pi, K^*K$ are about one order larger than that of $\psi(3770) \rightarrow D\bar{D} \rightarrow J/\psi\eta, \omega\eta$ as we set the same values of parameters α and I for all the processes. The difference between the widths of $\psi(3770) \rightarrow D\bar{D} \rightarrow \rho\pi, K^*K$ and that of $\psi(3770) \rightarrow D\bar{D} \rightarrow J/\psi\eta, \omega\eta$ is due to the phase space, factors $\mathcal{G}_{\mathcal{AB}}$ and $Q_{\mathcal{AB}}$. Whereas the amplitudes for $\rho\pi, K^*K$ are comparable, and they are the main non- $D\bar{D}$ decay channels obviously.

The branching ratio of $\psi(3770) \rightarrow \text{non-}D\bar{D}$ including all $J/\psi\eta, \rho\pi, \omega\eta, K^*K$ modes with a fixed value $I = 0.4 \text{ GeV}^{-2}$ is shown in Fig. 4 within the range of $\alpha = 0.8 \sim 2.2$. Furthermore, let us compare our result with the BES data [5] and the result of $\psi(3770) \rightarrow \text{Light Hadrons}$ including the color-octet mechanism calculated up to next to leading order in the approach of NRQCD [20]. Fig. 4 shows that when FSI effects are taken into account, the NRQCD results plus FSI contribution can be very close to the BES data as long as α takes a value of 2.0~2.2. Since our results heavily depend on the parameter α , which is fully determined by the non-perturbative QCD effects and therefore cannot be determined based on a first principle, one can only phenomenologically fix it by fitting data. We also notice that the amplitudes in eqs. (4)-(5) are dependent on the values of coupling constant in every vertex, which results in that the decay width is proportional to the square product of all of the coupling constants. If the uncertainty is 20% for each coupling constant, the maximum of uncertainty the decay width is 4%.

The BES data $\mathcal{B}[\psi(3770) \rightarrow \rho\pi] < 2.4 \times 10^{-3}$ with corresponding width $\Gamma[\psi(3770) \rightarrow \rho\pi] < 65 \text{ keV}$ and the CLEO data $\mathcal{B}[\psi(3770) \rightarrow \rho\pi] < 4.0 \times 10^{-3}$ with corresponding width $\Gamma[\psi(3770) \rightarrow \rho\pi] < 109 \text{ keV}$ [12] help to further constrain the range of α to $0.8 < \alpha < 1.1$ and $0.8 < \alpha < 1.3$, respectively. The relevant values of the decay widths and the branching fraction are listed in Table I. It is noted that when the FSI is taken into account and α is much restricted, the prediction of the branching ratio

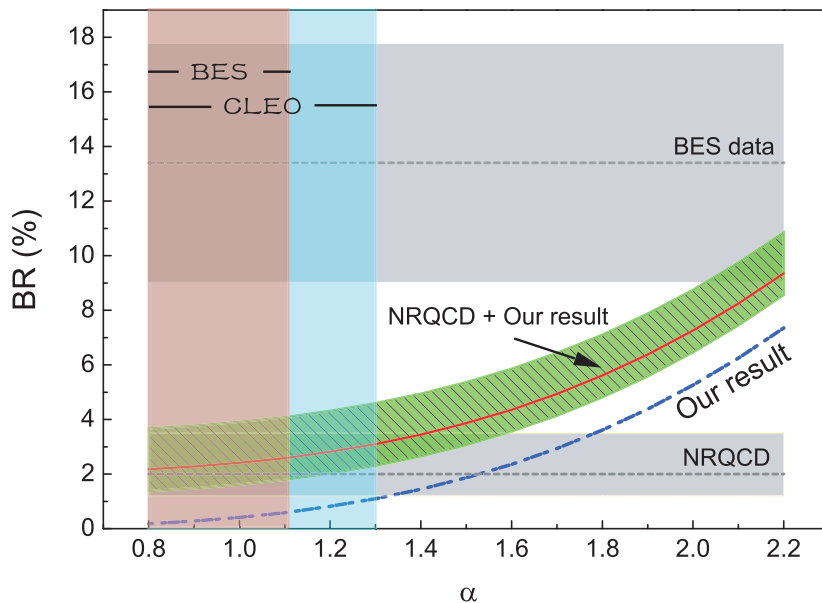


FIG. 4: The comparison of our result (blue dash-dotted line) with the BES data (dashed line with shadow band) of excessive non- $D\bar{D}$ component of the inclusive $\psi(3770)$ decay [5] and the result of $\psi(3770) \rightarrow$ Light Hadrons (dash-dotted line with shadowed band) by the color-octet mechanism calculated up to next to leading order within the framework of NRQCD [20]. Here the red line with green shadowed band is the total result including the NLO NRQCD effects and FSI contribution. The green shadowed band corresponds to the error tolerance, coming from the NRQCD estimate in Ref. [20]. The orange and light blue shadowed bands are the suitable window for α , which is respectively determined by the BES data [35] and CELO data [12] of $\psi(3770) \rightarrow \rho\pi$.

α	$\Gamma_{\rho\pi}$ (keV)	$\Gamma_{\text{non-}D\bar{D}}^{\text{FSI}}$ (keV)	$\mathcal{B}_{\text{non-}D\bar{D}}^{\text{FSI}}$ (%)	$\mathcal{B}[\text{NRQCD} + \text{Ours}]$ (%)
0.8	20	48	0.2	1.4 ~ 3.7(2.2)
0.9	32	75	0.3	1.5 ~ 3.8(2.3)
1.0	47	113	0.4	1.6 ~ 3.9(2.4)
1.1	66	160	0.6	1.8 ~ 4.1(2.5)
1.2	94	223	0.8	2.0 ~ 4.3(2.8)
1.3	127	301	1.1	2.3 ~ 4.6(3.1)

TABLE I: The typical values of decay width of $\rho\pi$ channel $\Gamma_{\rho\pi}$, the sum of decay widths $\Gamma_{\text{non-}D\bar{D}}^{\text{FSI}}$ and the branching ratio $\mathcal{B}_{\text{non-}D\bar{D}}^{\text{FSI}}$ of all channels discussed in this work. Here we fix $I = 0.4 \text{ GeV}^{-2}$. The branching fraction $\mathcal{B}[\text{NRQCD} + \text{Ours}]$, which is the sum of our result and the NRQCD result. The values in bracket are the central values.

of $\psi(3770) \rightarrow \text{non-}D\bar{D}$ caused by the FSI can reach up to $\mathcal{B}_{\text{non-}D\bar{D}}^{\text{FSI}} = (0.2 \sim 1.1)\%$ (taking CLEO data of $\psi(3770) \rightarrow \rho\pi$ to constrain α). It indicates that even though FSI is significant, it cannot make a drastic change as long as α is restricted to be less than 2.1. Furthermore, the upper limit of the total contribution of the NRQCD and FSI is up to 4.6%. The branching ratios of E1 transition $\psi(3770) \rightarrow \gamma\chi_{cJ}$ ($J=0,1,2$) and $\psi(3770) \rightarrow J/\psi\pi\pi$, $J/\psi\eta$ are about (1.5 ~ 1.8)% [10, 14, 15]. If summing up all the above non- $D\bar{D}$ contributions, the branching ratio of the channels with non- $D\bar{D}$ final states can be as large as 6.4%, which is still smaller than the experimental value $\mathcal{B}[\psi(3770) \rightarrow \text{non-}D\bar{D}] = (13.4 \pm 5.0 \pm 3.6)\%$ but near its lower bound [5].

As a short summary, let us emphasize a few points. First, even including contributions of color-octet, the NRQCD prediction on the branching ratio of $\psi(3770) \rightarrow \text{non-}D\bar{D}$ which is calculated up to NLO, cannot coincide with the data of BES [20]. At the energy range, the FSI obviously is significant and this allegation has been confirmed by many earlier phenomenological studies on other processes. When the FSI effects are taken into account, the discrepancy between theoretical prediction and data is significantly alleviated, even though not sufficient. Considering the rather large error range in measurements of both inclusive non- $D\bar{D}$ decay of $\psi(3770)$ and the exclusive mode $\psi(3770) \rightarrow \rho\pi$, one would still be able to obtain a value for the parameters α which does not conflict with the data, by which the theoretical prediction and data might be consistent. The more accurate measurements which will be conducted in the future will provide more information which can help to make a definite conclusion if the FSI indeed solves the "puzzle" or not. Secondly, our result shows that the FSI can make significant contribution to all the channels of $\psi(3770) \rightarrow \rho\pi$, K^*K , and each of them should be searched in future experiments. Thirdly, no doubt, more accurate measurements on $\psi(3770) \rightarrow \text{non-}D\bar{D}$, especially $\psi(3770) \rightarrow$ Light Hadrons, are necessary. Thanks to the great improvement

of facility and technology of detection at the charm-tau energy region, the BESIII [36] will provide much more precise data, by which we may gain more information. Furthermore, along the other lines more theoretical studies which may involve other mechanics, even new physics beyond standard model are badly needed.

Acknowledgement We thank Prof. Kuang-Ta Chao, Prof. Shi-Lin Zhu, Prof. Eef van Beveren for fruitful discussions. We also would like to thank Prof. Chang-Zheng Yuan from BES collaboration, Dr. Brian Heltsley and Dr. Hajime Muramatsu from CLEO collaboration for reminding us of experimental results. We acknowledge the National Natural Science Foundation of China and the Special Grant for Ph.D programs of the Education Ministry of China. One of us (X.L.) is also partly support by the *Fundação para a Ciência e a Tecnologia* of the *Ministério da Ciência, Tecnologia e Ensino Superior* of Portugal, under contract SFRH/BPD/34819/2007.

-
- [1] X. Q. Li, X. Liu and Z. T. Wei, arXiv:0808.2587 [hep-ph].
 - [2] J. Z. Bai *et al.* [BES Collaboration], Phys. Lett. B **605**, 63 (2005).
 - [3] M. Ablikim *et al.* [BES Collaboration], Phys. Rev. Lett. **97**, 121801 (2006).
 - [4] M. Ablikim *et al.* [BES Collaboration], Phys. Lett. B **641**, 145 (2006).
 - [5] M. Ablikim *et al.*, Phys. Rev. D **76**, 122002 (2007).
 - [6] M. Ablikim *et al.* [BES Collaboration], Phys. Lett. B **659**, 74 (2008).
 - [7] Y. B. Ding, D. H. Qin and K. T. Chao, Phys. Rev. D **44** (1991) 3562.
 - [8] J. L. Rosner, Phys. Rev. D **64**, 094002 (2001).
 - [9] N. E. Adam *et al.* [CLEO Collaboration], Phys. Rev. Lett. **96**, 082004 (2006).
 - [10] T. E. Coan *et al.* [CLEO Collaboration], Phys. Rev. Lett. **96**, 182002 (2006).
 - [11] G. S. Huang *et al.* [CLEO Collaboration], Phys. Rev. Lett. **96**, 032003 (2006).
 - [12] G. S. Adams *et al.* [CLEO Collaboration], Phys. Rev. D **73**, 012002 (2006).
 - [13] D. Cronin-Hennessy *et al.* [CLEO Collaboration], Phys. Rev. D **74**, 012005 (2006) [Erratum-ibid. D **75**, 119903 (2007)].
 - [14] R. A. Briere *et al.* [CLEO Collaboration], Phys. Rev. D **74**, 031106 (2006).
 - [15] C. Amsler *et al.* [Particle Data Group], Phys. Lett. B **667**, 1 (2008).
 - [16] D. Besson *et al.* [CLEO Collaboration], Phys. Rev. Lett. **96**, 092002 (2006) [arXiv:hep-ex/0512038].
 - [17] S. Dobbs *et al.* [CLEO Collaboration], Phys. Rev. D **76**, 112001 (2007) [arXiv:0709.3783 [hep-ex]].
 - [18] Y. P. Kuang and T. M. Yan, Phys. Rev. D **41**, 155 (1990).
 - [19] Y. P. Kuang, Front. Phys. China **1**, 19 (2006).
 - [20] Z. G. He, Y. Fan and K. T. Chao, Phys. Rev. Lett. **101**, 112001 (2008).
 - [21] M. B. Voloshin, Phys. Rev. D **71**, 114003 (2005). M. B. Voloshin, arXiv:0711.4556 [hep-ph].
 - [22] H. J. Lipkin, Phys. Lett. B **179**, 278 (1986).
 - [23] N. N. Achasov and A. A. Kozhevnikov, Phys. Lett. B **260**, 425 (1991); Phys. Rev. D **49**, 275 (1994); Phys. Atom. Nucl. **69**, 988 (2006) [Yad. Fiz. **69**, 1017 (2006)].
 - [24] X. Liu, X. Q. Zeng and X. Q. Li, Phys. Rev. D **74**, 074003 (2006).
 - [25] X. Liu, B. Zhang and S. L. Zhu, Phys. Lett. B **645**, 185 (2007).
 - [26] H. Y. Cheng, C. K. Chua and A. Soni, Phys. Rev. D **71**, 014030 (2005).
 - [27] C. Meng and K. T. Chao, Phys. Rev. D **75**, 114002 (2007).
 - [28] X. Liu, B. Zhang, L. L. Shen and S. L. Zhu, Phys. Rev. D **75**, 074017 (2007).
 - [29] B. Zhang, X. Liu and S. L. Zhu, Chin. Phys. Lett. **24**, 2537 (2007) [arXiv:0705.3082 [hep-ph]].
 - [30] E. van Beveren and G. Rupp, Annals Phys. **323**, 1215 (2008).
 - [31] M.R. Pennington and D.J. Wilson, Phys. Rev. D **76**, 077502 (2007)
 - [32] T. M. Yan, H. Y. Cheng, C. Y. Cheung, G. L. Lin, Y. C. Lin and H. L. Yu, Phys. Rev. D **46**, 1148 (1992) [Erratum-ibid. D **55**, 5851 (1997)].
 - [33] M. B. Wise, Phys. Rev. D **45**, R2188 (1992).
 - [34] R. Casalbuoni, A. Deandrea, N. Di Bartolomeo, R. Gatto, F. Feruglio and G. Nardulli, Phys. Rept. **281**, 145 (1997); A. Deandrea, G. Nardulli and A.D. Polosa, Phys. Rev. D **68**, 034002 (2003).
 - [35] M. Ablikim *et al.* [BES Collaboration], Phys. Rev. D **72**, 072007 (2005).
 - [36] D. M. Asner *et al.*, arXiv:0809.1869 [hep-ex].
 - [37] We thank Dr. Brian Heltsley and Dr. Hajime Muramatsu for informing us of the results of CLEO and indicating some details about the error estimate, we then employ their measured values in our numerical computations, and make a comparison with the results based on the BES data.