

Asymmetric numeral systems.

Jarek Duda

Jagiellonian University, Poland, email: dudaj@interia.pl

Abstract

In this paper will be presented new approach to entropy coding: family of generalizations of standard numeral systems which are optimal for encoding sequence of equiprobable symbols, into asymmetric numeral systems - optimal for freely chosen probability distributions of symbols. It has some similarities to Range Coding but instead of encoding symbol in choosing a range, we spread these ranges uniformly over the whole interval. This leads to simpler encoder - instead of using two states to define range, we need only one. This approach is very universal - we can obtain from extremely precise encoding (ABS) to extremely fast with possibility to additionally encrypt the data (ANS). This encryption uses the key to initialize random number generator, which is used to calculate the coding tables. Such preinitialized encryption has additional advantage: is resistant to brute force attack - to check a key we have to make whole initialization. There will be also presented application for new approach to error correction: after an error in each step we have chosen probability to observe that something was wrong. There will be shown argument that we should reach Shannon's limit this way and that correcting algorithm has expected linear time.

1 Introduction

In practice there are used two approaches for entropy coding nowadays: building binary tree (Huffman coding [1]) and arithmetic/range coding ([2],[3]). The first one approximates probabilities of symbols with powers of 2 - isn't precise. Arithmetic coding is precise. It encodes symbol in choosing one of large ranges of length proportional to assumed probability distribution (q). Intuitively, by analogue to standard numeral systems - the symbol is encoded on the most important position. To define the actual range, we need to use two numbers (states).

We will construct precise encoding that uses only one state. It will be done by distributing symbols uniformly instead of in ranges - intuitively: place information on the least important position. Standard numeral systems are optimal for

encoding streams of equiprobable digits. Asymmetric numeral systems ([4]) is natural generalization into other, freely chosen probability distributions. If we choose uniform probability, with proper initialization we get standard numeral system.

For the binary case: Asymmetric Binary System (ABS) there are found practical formulas, which gives extremely precise entropy encoder for which probability distribution of symbols can freely change. It was show ([5]) that it can be practical alternative for arithmetic coding.

For the general case: Asymmetric Numeral Systems (ANS) instead of using formulas, we initially use pseudorandom number generator to distribute symbols with assumed statistics. The precision can be still very high, but disadvantage is that when the probability distribution changes, we have to reinitialize. The advantage is that we encode/decode a few bits in one use of the table - we get compression rates like in arithmetic coding and transfers like in Huffman coding. On [6] is available demonstration.

Another advantage is that we can use a key as the initialization of the random number generator, additionally encrypting the data. Such encryption is extremely unpredictable - uses random coding tables and hidden random variable to choose behavior and so the actual length of block. This approach is faster than standard block ciphers and is much more resistant against brute force attacks.

In the last section will be presented new approach to error correction, which seems to be able to reach Shannon's limit and is still practical - has expected linear with the length of message correction time. It can be imagined as path tracking - we know starting and ending position and we want to walk between them using the proper path. When we use this path everything is fine, but when we lost it, in each step we have selected probability of becoming conscious of this fact. Now we can go back and try to make some correction. If this probability is chosen higher than some threshold corresponding to Shannon's limit, the number of corrections we should try doesn't longer grow exponentially and so we can easily verify that it was the proper correction.

Very brief introduction to entropy coding

In the possibility of choosing one of 2^n choices is stored n bits of information. Assume now that we can store information in choosing a sequence of bits of length n , but such that the probability of '1' is given (p). We can evaluate the number of such sequences using Stirling's formula $\left(\lim_{n \rightarrow \infty} \frac{n!}{\sqrt{2\pi n} \left(\frac{n}{e}\right)^n} = 1\right)$:

$$\binom{n}{pn} = \frac{n!}{(pn)!(\tilde{p}n)!} \approx (2\pi)^{-1/2} \frac{n^{n+1/2} e^n}{(pn)^{pn+1/2} (\tilde{p}n)^{\tilde{p}n+1/2} e^n} =$$

$$= (2\pi n p \tilde{p})^{-1/2} p^{-pn} \tilde{p}^{-\tilde{p}n} = (2\pi n p \tilde{p})^{-1/2} 2^{-n(p \lg p + \tilde{p} \lg \tilde{p})}$$

where $\tilde{p} = 1 - p$. So while encoding in such sequences, we can store at average

$$h(p) := -p \lg(p) - (1 - p) \lg(1 - p) \quad \text{bits of information/symbol} \quad (1)$$

That's well known formula for Shannon's entropy. In practice we usually don't know the probability distribution, but we are approximating it using some statistical analysis. The nearer it is to the real probability distribution, the better compression rates we get. The final step is the entropy coder, which uses found statistics to encode the message.

Even if we would know the probability distribution perfectly, the expected compression rate would be usually a bit larger than Shannon's entropy. One of the reason is that encoded message usually contains some additional correlations. The second source of such entropy increase is that entropy coders are constructed for some discrete set of probability distributions, so they have to approximate the original one.

In an event of probability $1/n$ is stored $\lg(n)$ bits, so generally in event of probability q , should be stored $\lg(1/q)$ bits. This can be seen in Shannon's formula: it's average of stored bits with probabilities of events as weights.

So if we use a coder which encodes perfectly (q_s) symbol distribution to encode (p_s) symbol sequence, we would get at average $\sum_s p_s \lg(1/q_s)$ bits per symbol. The difference between this value and the optimal one is called Kullback - Leiber distance:

$$\Delta H = \sum_s p_s \lg \left(\frac{p_s}{q_s} \right) \approx \sum_s \frac{-p_s}{\ln(2)} \left(\left(1 - \frac{q_s}{p_s} \right) - \frac{1}{2} \left(1 - \frac{q_s}{p_s} \right)^2 \right) \approx 0.72 \sum_s \frac{(p_s - q_s)^2}{p_s} \quad (2)$$

We have used second order Taylor's expansion of logarithm around 1. The first term vanishes and the second allows to quickly estimate how important is that entropy coder is precise.

2 General concept

We would like to encode an uncorrelated sequence of symbols of known probability distribution into as short as possible sequence of bits. For simplicity we will assume that the probability distribution doesn't change in time, but it can be naturally generalized to varying distributions. The encoder will receive succeeding symbols and transform them into succeeding bits.

An symbol(event) of probability p contains $\lg(1/p)$ bits of information - it doesn't have to be a natural number. If we just assign to each symbol a sequence

of bits like in Huffman coding, we approximate probabilities with powers of 2. If we want to get closer to the optimal compression rates, we have to be more precise - the encoder have to be more complicated - use not only the current symbol, but also relate for example to the previous ones. The encoder should have some state in which is stored unnatural number of bits of information. This state in arithmetic coder are two numbers describing the actual range.

The state of presented encoder will be one natural number: $x \in \mathbb{N}$. For this subsection we will forget about sending bits to output and focus on encoding symbols. So the state x in given moment is a large natural number which encodes all already processed symbols. We could just encode it as a binary number after processing the whole sequence, but because of its size it's completely impractical. In section 4 it will be shown that we can transfer the youngest bits of x to assure that it stays in some fixed range during the whole process. For now we are looking for a rule of changing the state while processing a symbol s :

$$\begin{array}{ccc}
 & \text{encoding} & \\
 (s, x) & \begin{array}{c} \longrightarrow \\ \longleftarrow \end{array} & x' \\
 & \text{decoding} &
 \end{array} \tag{3}$$

So our encoder starts with for example $x = 0$ and uses above rule on succeeding symbols. These rules are bijective, so that we can uniquely reverse whole process - decode the final state back into initial sequence of symbols in reversed order.

In given moment in x is stored some unnatural number of bits of information. While writing it in binary system, we would round this value up. To avoid such approximations, we will use convention that x is the possibility of choosing one of $\{0, 1, \dots, x - 1\}$ numbers, so x contains exactly $\lg(x)$ bits of information.

For assumed probability distribution of n symbols, we will somehow split the set $\{0, 1, \dots, x - 1\}$ into n separate subsets - of sizes $x_0, \dots, x_{n-1} \in \mathbb{N}$, such that $\sum_{s=0}^{n-1} x_s = x$. We can treat the possibility of choosing one of x numbers as the possibility of choosing the number of subset(s) and then choosing one of x_s numbers. So with probability $q_s = \frac{x_s}{x}$ we would choose s -th subset. We can enumerate elements of s -th subset from 0 to $x_s - 1$ in the same order as in the original enumeration of $\{0, 1, \dots, x - 1\}$.

Summarizing: we've exchanged the possibility of choosing one of x numbers ($\lg(x)$ bits) into the possibility of choosing a pair: a symbol s ($\lg(1/q_s)$ bits) with known probability (q_s) and the possibility of choosing one of x_s numbers ($\lg(x_s) = \lg(x) - \lg(q_s)$ bits). This $(x \rightleftharpoons (s, x_s))$ will be the bijective coding we are looking for.

We will now describe how to split the range. In arithmetic coding approach (Range Coding), we would divide $\{0, \dots, x - 1\}$ into ranges. In ANS we will distribute

these subsets uniformly.

We can describe this split using **distribution function** $D_1 : \mathbb{N} \rightarrow \{0, \dots, n-1\}$:

$$\{0, \dots, x-1\} = \bigcup_{s=0}^{n-1} \{y \in \{0, \dots, x-1\} : D_1(y) = s\}$$

We can now enumerate numbers in these subsets by counting how many elements from the same subset was there before:

$$x_s := \#\{y \in \{0, 1, \dots, x-1\}, D_1(y) = s\} \quad D_2(x) := x_{D_1(x)} \quad (4)$$

getting bijective **decoding function**(D) and it's inverse **coding function** (C):

$$D(x) := (D_1(x), D_2(x)) = (s, x_s) \quad C(s, x_s) := x.$$

Assume that our sequence consists of $n \in \mathbb{N}$ symbols with given probability distribution $(q_s)_{s=0, \dots, n-1}$ ($\forall_{s=0, \dots, n-1} q_s > 0$). We have to construct a distribution function and coding/decoding function for this distribution: such that

$$\forall_{s,x} \quad x_s \text{ is approximately } x \cdot q_s \quad (5)$$

We will now show informally how essential above condition is. In section 3 and 5 will be shown two ways of making such construction.

Statistically in a symbol is encoded $H(q) := -\sum_s q_s \lg q_s$ bits. ANS uses $\lg(x) - \lg(x_s) = \lg(x/x_s)$ bits of information to encode a symbol s from x_s state. Analogously to (2) using second Taylor's expansion of logarithm (around q_s), we can estimate that our encoder needs at average:

$$\begin{aligned} -\sum_s q_s \lg\left(\frac{x_s}{x}\right) &\approx -\sum_s q_s \left(\lg(q_s) + \frac{x_s/x - q_s}{q_s \ln(2)} - \frac{(x_s/x - q_s)^2}{2q_s^2 \ln(2)} \right) = \\ &= H(q) + \frac{1-1}{q_s \ln(2)} + \sum_s \frac{(x_s/x - q_s)^2}{2q_s \ln(2)} \quad \text{bits/symbol.} \end{aligned}$$

We could average

$$\frac{1}{2 \ln(2)} \sum_s \frac{q_s}{x^2} (x_s/q_s - x)^2 = \frac{1}{\ln(4)} \sum_s \frac{q_s}{x^2} (x_s/q_s - C(s, x_s))^2 \quad (6)$$

over all possible x_s to estimate how many bits/symbols we are wasting. We will do it in section 6.

3 Asymmetric Binary System (ABS)

It occurs that in the binary case we can find simple explicit formula for coding/decoding functions.

We have now two symbols: "0" and "1". Denote $q := q_1$, so $\tilde{q} := 1 - q = q_0$. To get $x_s \approx x \cdot q_s$, we can for example take

$$x_1 := \lceil xq \rceil \quad (\text{or alternatively } x_1 := \lfloor xq \rfloor) \quad (7)$$

$$x_0 = x - x_1 = x - \lceil xq \rceil \quad (\text{or } x_0 = x - \lfloor xq \rfloor) \quad (8)$$

Now using (4): $D_1(x) = 1 \Leftrightarrow$ there is a jump of $\lceil xq \rceil$ after it:

$$s := \lceil (x+1)q \rceil - \lceil xq \rceil \quad (\text{or } s := \lfloor (x+1)q \rfloor - \lfloor xq \rfloor) \quad (9)$$

We've just defined **decoding** function: $D(x) = (s, x_s)$.

For example for $q = 0.3$:

x	0	1	2	3	4	5	6	7	8	9	10	11	12	13	14	15	16	17	18
x_0		0	1		2	3		4	5	6		7	8		9	10		11	12
x_1	0			1			2				3			4			5		

We will find coding function now: we have s and x_s and want to find x . Denote $r := \lceil xq \rceil - xq \in [0, 1)$
 $s := \lceil (x+1)q \rceil - \lceil xq \rceil = \lceil (x+1)q - \lceil xq \rceil \rceil = \lceil (x+1)q - r - xq \rceil = \lceil q - r \rceil$

$$s = 1 \Leftrightarrow r < q$$

- $s = 1$: $x_1 = \lceil xq \rceil = xq + r$
 $x = \frac{x_1 - r}{q} = \left\lfloor \frac{x_1}{q} \right\rfloor$ because it's natural number and $0 \leq r < q$.
- $s = 0$: $q \leq r < 1$ so $\tilde{q} \geq 1 - r > 0$
 $x_0 = x - \lceil xq \rceil = x - xq - r = x\tilde{q} - r$

$$x = \frac{x_0 + r}{\tilde{q}} = \frac{x_0 + 1}{\tilde{q}} - \frac{1 - r}{\tilde{q}} = \left\lceil \frac{x_0 + 1}{\tilde{q}} \right\rceil - 1$$

Finally **coding**:

$$C(s, x) = \begin{cases} \left\lceil \frac{x+1}{1-q} \right\rceil - 1 & \text{if } s = 0 \\ \left\lfloor \frac{x}{q} \right\rfloor & \text{if } s = 1 \end{cases} \quad \left(\text{or} = \begin{cases} \left\lfloor \frac{x}{1-q} \right\rfloor & \text{if } s = 0 \\ \left\lceil \frac{x+1}{q} \right\rceil - 1 & \text{if } s = 1 \end{cases} \right) \quad (10)$$

For $q = 1/2$ it's usual binary system (with switched digits).

4 Stream coding/decoding

We can encode now into a large natural numbers (x). We would like to use ABS/ANS to encode data stream - into potentially infinite sequence of digits(bits) with expected uniform distribution. To do it we can sometimes transfer a part of information from x into a digit from a standard numeral system to enforce x to stay in some fixed range (I).

4.1 Algorithm

Let us choose that the data stream will be encoded as $\{0, \dots, b-1\}$ digits - in standard numeral system of base $b \geq 2$. In practice we should mainly use the binary system ($b=2$), but thanks of this general approach, we can for example use $b=2^8$ to transfer whole byte at once. Symbols contain correspondingly $\lg(1/q_s)$ bits of information. When they cumulate into $\lg b$ bits, we will transfer full digit to/from output, moving x back to I (*bit transfer*).

Observe that taking interval in form ($l \in \mathbb{N}$):

$$I := \{l, l+1, \dots, bl-1\} \quad (11)$$

for any $x \in \mathbb{N}$ we have exactly one of three cases:

- $x \in I$ or
- $x > bl-1$, then $\exists!_{k \in \mathbb{N}} \lfloor x/b^k \rfloor \in I$ or
- $x < l$, then $\forall_{(d_i) \in \{0, \dots, b-1\}^{\mathbb{N}}} \exists!_{k \in \mathbb{N}} xb^k + d_1b^{k-1} + \dots + d_k \in I$.

We will call such intervals ***b*-unique**: starting from any natural number x , after eventual a few reductions ($x \rightarrow \lfloor x/b \rfloor$) or placing a few youngest digits in x ($x \rightarrow xb + d_t$) we would finally get into I in unique way.

For some interval(I), define

$$I_s = \{x : C(s, x) \in I\}, \quad \text{so that } I = \bigcup_s C(s, I_s). \quad (12)$$

Define:

<p>Stream decoding: $\{(s, x) = D(x);$ use $s;$ (e.g. to generate symbol) while($x \notin I$) $x = xb + \text{'digit from input'}$ } }</p>	<p>Stream coding(s): {while($x \notin I_s$) {put $\text{mod}(x, b)$ to output; $x = \lfloor x/b \rfloor$} $x = C(s, x)$ }</p>
---	--

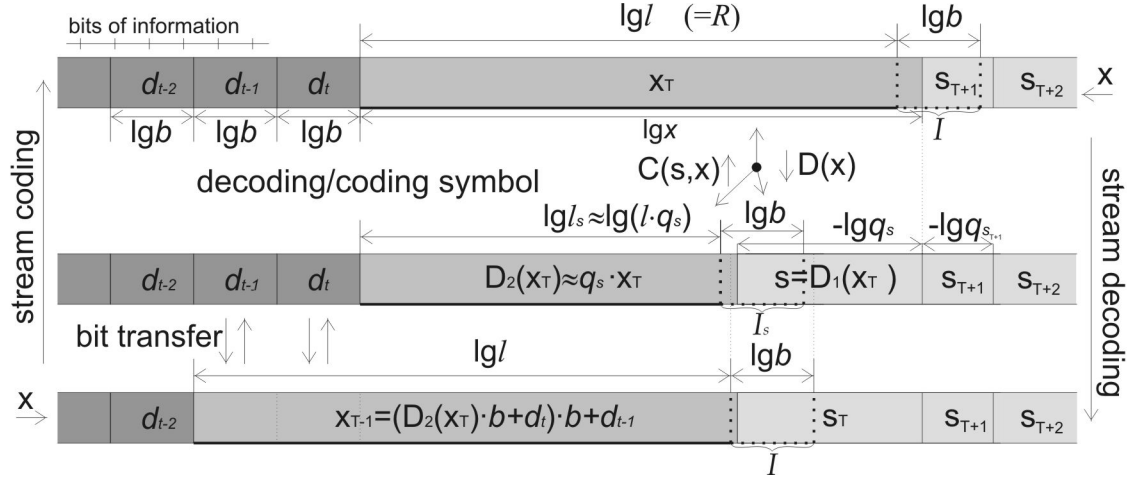


Figure 1: Stream coding/decoding

We need that above functions are ambiguous reverses of each other. Observe that we would have it iff I_s for $s = 0, \dots, n - 1$ and I are b -unique:

$$I = \{l, \dots, lb - 1\} \quad I_s = \{l_s, \dots, l_s b - 1\} \quad (13)$$

for some $l, l_s \in \mathbb{N}$.

We have: $\sum_s l_s (b - 1) = \sum_s \#I_s = \#I = l(b - 1)$. Remembering that $C(s, x) \approx x/q_s$, we finally have:

$$l_s \approx l q_s \quad \sum_s l_s = l. \quad (14)$$

We will look at the behavior of $\lg x$ while stream coding s now:

$$\lg x \rightarrow \approx \lg x + \lg(1/q_s) \quad (\text{modulo } \lg(b)) \quad (15)$$

We have three possible sources of random behavior of x :

- we choose one of symbol (behavior) in statistical(random) way,
- usually $\frac{\lg q_s}{\lg b}$ are irrational,
- $C(s, x)$ is near but not exactly x/q_s .

It suggests that $\lg x$ should cover uniformly possible space, what agrees with statistical simulations. That means that the probability of visiting given state x should be approximately proportional to $1/x$. We will focus on it in section 6.

4.2 Analysis of a single step

Let's concentrate on a single stream coding step. Choose some $s \in \{0, \dots, n-1\}$. Among $l(b-1)$ states of $I = \{l, \dots, lb-1\}$ we have $l_s(b-1)$ appearances of symbol s .

While choosing l_s we are approximating probabilities. So to simplify further analysis, let us assume for the rest of the paper:

$$q_s = \frac{l_s}{l} \quad (16)$$

Let us introduce for q_s fractional and integer part:

$$c_s := \{\log_b(q_s)\} \in [0, 1) \quad k_s := -\lfloor \log_b(q_s) \rfloor \in \mathbb{N}^+ \quad (17)$$

$$\log_b(1/q_s) = k_s - c_s \quad 1 \leq q_s b^{k_s} = b^{c_s} < b \quad (18)$$

where $\{z\} = z - \lfloor z \rfloor$ is the fractional part.

Now if we introduce new variable:

$$y := \log_b\left(\frac{x}{l}\right) \quad (19)$$

we will have that one coding step is approximately $y \rightarrow \approx \{y - c_s\}$.

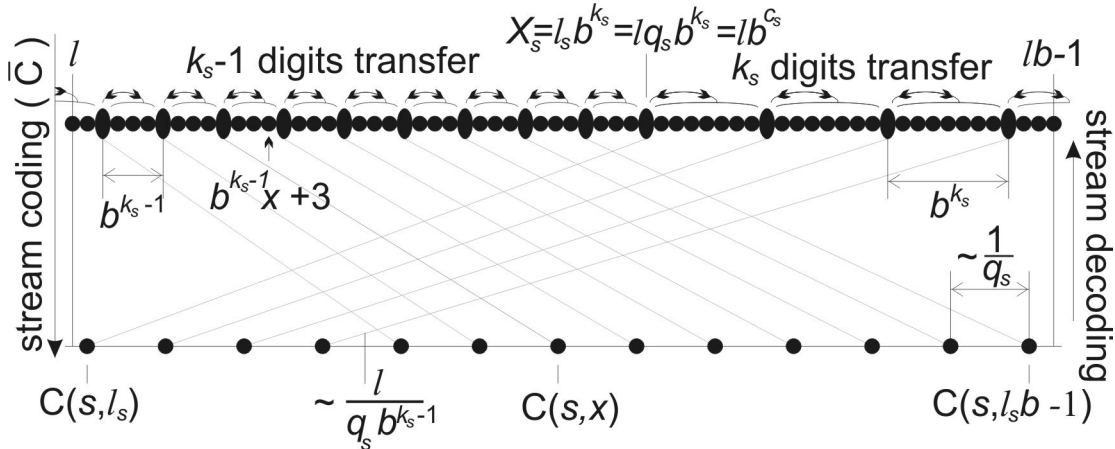


Figure 2: Example of stream coding/decoding step for $b = 2$, $k = 3$, $l_s = 13$, $l = 9 \cdot 4 + 3 \cdot 8 + 6 = 66$, $q_s = 13/66$, $x = 19$, $b^{k_s-1}x + 3 = 79 = 66 + 2 + 2 \cdot 4 + 3$.

The situation looks like on fig. 2:

- The bit transfer makes that states denoted by circles will behave just like the state denoted by ellipse on their left. The difference between them is in transferred digits.

- The number of transferred digits has maximally two possibilities differentiating by 1: $k_s - 1$ and k_s

$$k_s \text{ is the only number such that } \lfloor (lb - 1)/b^{k_s} \rfloor \in I_s$$

When q_s is near some integer power of b ($q_s \approx b^{-k_s}$), we can have a situation that we always transfer k_s digits, but it can be treated as a special case of the first one ($X_s = l$).

- The states denoted by ellipses are multiplicities of correspondingly b^{k_s-1} or b^{k_s} . So if l is not a natural power of b , there can be some states before the first multiplicity of b^{k_s-1} . They correspond to the last multiplicity of b^{k_s} .

Let's assume for simplicity, that

$$L := \log_b(l) \in \mathbb{N} \quad (20)$$

so the first state on the picture is ellipse.

With this assumption we can have special case from the previous point, that always k digits are transferred, if and only if $q_s = b^{-k_s}$.

We assume also that we have some appearances of each symbol, so $L \geq k_s$.

- The states before the step (the top of the picture) can be divided into two ranges - on the left or right of some boundary value

$$X_s := \max\{x : C(s, \lfloor x/b^{k_s-1} \rfloor) < lb\} = \min\{D_2(x) : D_1(x) = s, x \geq l\}$$

On the left of this value we transfer $k - 1$ digits (can be degenerated), on the right we transfer k digits.

From $l_s(b - 1)$ ellipses, $\frac{X_s - l}{b^{k_s - 1}}$ are on the left, $\frac{lb - X_s}{b^{k_s}}$ are on the right of X_s :

$$l_s(b - 1)b^{k_s} = (X_s - l)b + lb - X_s = (b - 1)X_s$$

We got exact formula:

$$l \leq X_s = l_s b^{k_s} = l q_s b^{k_s} = l b^{c_s} < lb \quad (21)$$

Intuitively the position of this boundary corresponds to the inequality

$$b^{-k_s} \leq q_s < b^{-k_s+1}.$$

- While the situation on the top of the picture (before coding step) was fully determined by l and q_s , the distribution on the bottom (after) has full freedom: is made by choosing the distribution function.

This time we have the boundary value: $C(\lceil \frac{l}{b^{k_s-1}} \rceil) \approx \frac{l}{b^{k_s-1} q_s}$.

Finally the change of state after one step of stream coding $\bar{C}_s : I \rightarrow I$ is:

$$\bar{C}_s(x) := \begin{cases} C(s, \lfloor \frac{x}{b^{k_s-1}} \rfloor) & \text{for } x < X_s \\ C(s, \lfloor \frac{x}{b^{k_s}} \rfloor) & \text{for } x \geq X_s \end{cases} = C(s, \lfloor x/b^{k_s} - [x < X_s] \rfloor) \approx \frac{x}{q_s b^{k_s} - [x < X_s]} \quad (22)$$

we will use notation $[x < X_s] := \begin{cases} 1 & \text{for } x < X_s \\ 0 & \text{for } x \geq X_s \end{cases}$.

5 Asymmetric Numeral Systems(ANS)

In the general case: encoding a sequence of symbols with probability distribution $0 < q_0, \dots, q_{n-1} < 1$ for some $n > 2$, we could divide the selection of symbol into a few binary choices and just use ABS. In this section we will see that we can also encode such symbols straightforward. Unfortunately I couldn't find practical explicit formulas for $n > 2$, but we can calculate coding/decoding functions while the initialization, making processing of the data stream extremely fast. The problem is that we rather cannot table all possible probability distributions - we have to initialize for a few of them and eventually reinitialize sometimes.

This time we fix the range we are working on ($I = \{l, \dots, bl - 1\}$), so in fact we are interested at stream coding/decoding functions only on this set. They are determined by distribution of symbols: $(b-1)l_s$ appearances of symbol s . This way we are approximating the probabilities. As it was already said - we will assume: $q_s = \frac{l_s}{l}$. The exact probability will be denoted from now q'_s . So we have $|q_s - q'_s| \approx \frac{1}{2l}$.

5.1 Precise coder

We will now construct precise coder in similar way as for the binary case.

Denote $N_s := \{\frac{i}{q_s} : i \in \mathbb{N}^+\}$.

They looks to be a good approximation of positions of symbols in the distribution function. We have only to move them into some positions of natural numbers. Intuition suggests that to choose symbols, we should take succeedingly the smallest element which hasn't been chosen yet from these sets.

Observe that $\#(N_s \cap [0, x]) = \lfloor xq_s \rfloor$, but $\sum_s \lfloor xq_s \rfloor \leq x$. So if we would use just proposed algorithm, while choosing a symbol for given x , at least $\lfloor xq_s \rfloor$ appearances of each symbol have already appeared: $\forall_s x_s \geq \lfloor xq_s \rfloor$.

For x being a natural multiplicity of l we get equalities instead. To generally bound x_s from above, observe that because the fractional parts of xq_s sums to a natural number, we have $\sum_s \lfloor xq_s \rfloor \geq x - n + 1$.

Finally, because $\sum_s x_s = x$, we get:

$$\lfloor xq_s \rfloor \leq x_s \leq \lfloor xq_s \rfloor + n - 1 \quad \Rightarrow \quad x_s - xq_s \in (-1, n - 1] \quad (23)$$

Numerical simulations suggest that there are probability distributions for which we cannot improve this pessimistic evaluation, but in practice $|x_s - xq_s|$ is usually smaller than 1.

To implement this algorithm, in each step we have to find the smallest of n numbers. Assume we have implemented some priority queue, for example using a heap. Besides initialization it has two instructions: `put((y, s))` inserts (y, s) pair into the queue, `getmin` removes and returns pair which is the smallest with $(y, s) \leq (y', s') \Leftrightarrow y \leq y'$ relation.

Precise initialization:

```
For s = 0 to n - 1 do {put( (1/q_s, s) ); x_s = l_s};
For x = l to bl - 1 do
  {(y, s)=getmin; put((y + 1/q_s, s));
   D[x]=(s, x_s) or C[s, x_s]=x
   x_s++}
```

5.2 Selfcorrecting diffusion (ScD)

We will focus now on a bit less precise, but faster statistical initialization method: fill the table of size $(b - 1)l$ with proper number of appearances of symbols and for succeeding x take symbol of random number from this table, reducing the table. So on the beginning it will behave like a diffusion, but it will correct itself while approaching the end.

Another advantage of this approach is that after fixing (l_s) , we still have huge (exponential in $\#I$) number of possible coding functions - we can choose one using some key, additionally encrypting the data.

Initialization:

```
m=(b-1)l; symbols = ( $\overbrace{0, 0, \dots, 0}^{(b-1)l_0}$ ,  $\overbrace{1, 1, \dots, 1}^{(b-1)l_1}$ ,  $\dots$ ,  $\overbrace{n-1, \dots, n-1}^{(b-1)l_{n-1}}$ );
For s = 0 to n - 1 do x_s = l_s;
For x = l to bl - 1 do
  {i=random natural number from 1 to m;
   s=symbols[i]; symbols[i]=symbols[m]; m--;
   D[x]=(s, x_s) or C[s, x_s]=x
   x_s++}
```

Where we can use practically any deterministic pseudorandom number generator, like Mersenne Twister([7]) and use eventual key for its initialization.

It will be precise on the beginning and the end but generally impreciseness will

be larger. We will analyze it now. While selecting some symbol s , we can divide symbols into two groups: this symbol and the rest. So we can restrict to simplified model:

Model: We have N distinguishable numbers: L copies of '1' and $N - L$ copies of '0'. What is the probability that if we choose M of them, there will be K of '1'?

K copies in M symbols can be distributed in $\binom{M}{K}$ ways. After choosing one, its copies of '1' are distributed in $L(L - 1) \dots (L - K + 1)$ ways, of '0' in $(N - L) \dots (N - L - (M - K) + 1)$ ways. The number of all such sequences is $N(N - 1) \dots (N - M + 1)$, so the probability we are looking for is:

$$P_{N,M,L}(K) = \binom{M}{K} \frac{L!}{(L - K)!} \frac{(N - L)!}{(N - L - M + K)!} \frac{(N - M)!}{N!} = \binom{M}{K} \binom{N - M}{L - K} / \binom{N}{L}$$

For this derivation denote the expected value $q := \frac{L}{N}$.

This probability distribution should be gaussian like with maximum in $\frac{K}{M} \approx q$. To approximate it's width, we can use Newton's symbol approximation from the introduction:

$$\log_2(P_{N,M,L}(K)) \approx Mh\left(\frac{K}{M}\right) + (N - M)h\left(\frac{L - K}{N - M}\right) - Nh(q)$$

Because we are interested only in some approximation of width of the gaussian, we have omitted terms with square root - they correspond mainly to probability normalization. This formula has the only maximum in $K = Mg$ as expected. Expanding around this point up to second Taylor's term, we get

$$P_{N,M,L}(K) \approx \exp\left(-\frac{1}{2Mq\tilde{q}} \frac{N}{N - M} \left(\frac{K}{M} - q\right)^2\right) \quad (24)$$

We get mean derivative $\sigma = \sqrt{Mq\tilde{q}(1 - M/N)}$.

This result agrees well with exact numerical calculations. Observe that without $(1 - M/N)$ term, it would be just the formula from central limit theorem for the binomial distribution ($P('1') = q$).

So as expected: for small M we have diffusion like behavior, but this term makes that with $M \rightarrow N$ we approach the expected value.

Returning to the algorithm, $N = (b - 1)l$, $M = x - l$, $L = (b - 1)l_s$, $K = x_s - l_s$:

$$x_s - l_s \approx (x - l)q_s \pm \sqrt{(x - l)q_s\tilde{q}_s \left(1 - \frac{x - l}{(b - 1)l}\right)}$$

$$x - \frac{x_s}{q_s} \approx \pm \sqrt{\frac{\tilde{q}_s}{(b - 1)l_s} (x - l)(bl - x)} \quad (25)$$

The mean derivative is a square root of parabola with zeros in l and bl as expected. The maximum of this parabola will be $\sqrt{\frac{\bar{q}_s(b-1)}{4q_s}}l$ for $x = l(b+1)/2$. It's the largest expected impreciseness - it grows with the square root of l .

Modern pseudorandom number generators can be practically unpredictable, so the ANS initialization would be. It chooses for each $x \in I$ different random local behavior, making the state practically unpredictable hidden random variable.

Encryption based on ANS instead of making calculation while taking succeeding blocks as standard ciphers, makes all calculations while initialization - processing of the data is much faster: just using the tables. Another advantage of such preinitialized cryptosystem is that it's more resistant to brute force attacks - while taking a new key to try we cannot just start decoding as usual, but we have to make whole initialization earlier, what can take as much time as the user wanted. We will focus on such cryptosystems in section 8.

6 Statistical analysis

In this section we will try to understand behavior, calculate some properties of presented coders. From construction they have some more or less random behavior and they process some more or less random data so we can usually make only some rough evaluations which occurs to agree well with numerical simulations.

For a given coder, let us define function which measure it's *impreciseness*:

$$\epsilon_s(x) = C(s, x) - x/q_s \quad (26)$$

For precise coders usually $|\epsilon_s(x)| < 1$, for ScD it can be estimated by (25). We have to connect it with the stream version (22): introduce $\bar{\epsilon}_s(x)$, such that

$$\bar{C}_s(x) := C(s, \lfloor x/b^{k_s} - [x < X_s] \rfloor) = \frac{x}{q_s b^{k_s - [x < X_s]}} + \bar{\epsilon}_s(x) \quad (27)$$

$$\bar{\epsilon}_s(x) := \begin{cases} \bar{C}_s(x) - \frac{x}{q_s b^{k_s - 1}} & = \epsilon_s(\lfloor \frac{x}{b^{k_s - 1}} \rfloor) - \frac{1}{q_s} \left(\frac{x}{b^{k_s - 1}} - \lfloor \frac{x}{b^{k_s - 1}} \rfloor \right) & \text{for } x < X_s \\ \bar{C}_s(x) - \frac{x}{q_s b^{k_s}} & = \epsilon_s(\lfloor \frac{x}{b^{k_s}} \rfloor) - \frac{1}{q_s} \left(\frac{x}{b^{k_s}} - \lfloor \frac{x}{b^{k_s}} \rfloor \right) & \text{for } x \geq X_s \end{cases}$$

$$\bar{\epsilon}_s(x) = \epsilon_s \left(\left\lfloor \frac{x}{b^{k_s - [x < X_s]}} \right\rfloor \right) - \frac{1}{q_s} \left\{ \frac{x}{b^{k_s - [x < X_s]}} \right\}. \quad (28)$$

These equation suggest to change variable as previously:

$$y := \log_b(x) - \log_b(l) \in [0, 1], \quad \tilde{I} := \log_b(I) - \log_b(l) \subset [0, 1], \quad x = lb^y \quad (29)$$

Now our stream coding function will be $\tilde{C}_s : \tilde{I}_s \rightarrow \tilde{I}_s$ with $Y_s := \log_b(X_s) - \log_b(l)$. Observe that this approximated equation can be thought as $\tilde{C}_s(y) \approx \{y - c_s\}$.

Introduce $\tilde{\epsilon}_s(y)$ analogously as before:

$$\tilde{C}_s(y) =: \begin{cases} y - c_s + 1 + \tilde{\epsilon}_s(y) & \text{for } y < Y_s \\ y - c_s + \tilde{\epsilon}_s(y) & \text{for } y \geq Y_s \end{cases} \quad (30)$$

Let us connect $\tilde{\epsilon}_s(y)$ with $\bar{\epsilon}_s(y)$ and $\epsilon_s(y)$. For $y \geq Y_s$:

$$\begin{aligned} \tilde{\epsilon}_s(y) &= \tilde{C}_s(y) - y + c_s = \log_b(\bar{C}_s(lb^y)) - \log_b l - y + c_s = \\ &= \log_b\left(\frac{lb^y}{q_s b^{k_s}} + \bar{\epsilon}_s(lb^y)\right) - \log_b l - y + c_s \approx \\ &\approx \log_b\left(\frac{lb^y}{q_s b^{k_s}}\right) + \frac{q_s b^{k_s}}{lb^y \ln(b)} \bar{\epsilon}_s(lb^y) - \log_b l - y + c_s = \frac{b^{c_s}}{l \ln(b)} \frac{1}{b^y} \bar{\epsilon}_s(lb^y) \end{aligned}$$

where we have used the first Taylor expansion of logarithm.

Making similar calculation for $y < Y_s$ case, we finally get ($lb^y = x$):

$$\tilde{\epsilon}_s(y) \approx \begin{cases} \frac{b^{c_s-1}}{\ln(b)} \frac{1}{lb^y} \left(\epsilon_s\left(\frac{lb^y}{b^{k_s-1}}\right) - \frac{1}{q_s} \left\{ \frac{lb^y}{b^{k_s-1}} \right\} \right) & \text{for } y < Y_s \\ \frac{b^{c_s}}{\ln(b)} \frac{1}{lb^y} \left(\epsilon_s\left(\frac{lb^y}{b^{k_s}}\right) - \frac{1}{q_s} \left\{ \frac{lb^y}{b^{k_s}} \right\} \right) & \text{for } y \geq Y_s \end{cases} \quad (31)$$

6.1 Probability distribution of the states

We can now consider probability distribution among states our stream coder/decoder should asymptotically obtain while processing long stream of symbols/digits.

While processing some data, the state changes in some very complicated and randomly looking way. Let's remind its three sources:

- Asymmetry (the strongest) - different symbols have usually different probability and so changes the state in completely different way. This choice of symbol/behaviour depends on local symbol distribution, which looks also randomly. Analogously while decoding, starting from different state, transferred bits denotes completely different behavior,
- Uniform covering - usually $c_s = \{\log_b(q_s)\}$ are irrational, so by making $y \rightarrow \approx \{y - c_s\}$ steps, intuitively we should cover $[0, 1)$ range uniformly,
- Diffusion - $C(s, x)$ is near, but not exactly x/q_s ($\epsilon \neq 0$), so we have some additional, randomly looking motion around the expected state from two previous points.

These points strongly suggest that the state practically behaves as random variable. So for example starting from any state, we should be able to reach any other.

Unfortunately there can be found some pathological examples: in which all $\log_b(q_s)$ are rational numbers and we use precise initialization, so that we stay in some proper subset of I :

$$I = \{4, 5, 6, 7\}, \quad n = 2, \quad l_0 = l_1 = 2, \quad \bar{C}_0(4) = \bar{C}_0(5) = 4, \quad \bar{C}_1(4) = \bar{C}_1(5) = 5$$

I couldn't find qualitatively more complicated examples, but if it accidentally happen the coder will still work as entropy coder, but with a bit different expected probability distribution of symbols - worse compression rate.

We can make natural **assumption(*)** for the rest of the paper that:

For each two states $x, x' \in I$, there is a sequence of symbols (s_1, \dots, s_m) which makes that we go from x to $x' : \bar{C}_{s_m}(\dots(\bar{C}_{s_1}(x))) = x'$.

Assume now that we want to use the coder with a sequence of symbols with given probability distribution $(p_s)_{s=0, \dots, n-1}$ such that $\forall_s 1 > p_s > 0$. So if in a given moment the coder is in state x , after one step with probability p_s it will be in $\bar{C}_s(x)$ state. It can be imagined as Markov's process. Now the assumption(*) means that its stochastic matrix is irreducible - from Frobenius-Perron theorem we know that there is a unique limit probability distribution among states:

$$P : I \rightarrow (0, 1), \quad \sum_x P(x) = 1 : \quad \forall_{x, y \in I} P(x) = \sum \{P(y)p_s : \bar{C}_s(y) = x\} \quad (32)$$

To obtain a good understanding of the coding process, we should find a good general approximation of this probability distribution. The details of such process are extremely complicated, so to compete with this problem we should find as simple equations as possible - use logarithmic form $y = \log_b(x/l)$.

\tilde{I} is difficult to handle subset of $[0, 1]$, so to work with probability on this set, we should use probability distribution function: nondecreasing function $\mathcal{D} : [0, 1] \rightarrow [0, 1]$, fulfilling $\mathcal{D}(0) = 0$, $\mathcal{D}(1) = 1$:

$$\mathcal{D}(y) := \text{probability of being in state less or equal than } y = \sum_{x=l}^{lb^y} P(x) \quad (33)$$

It describes stationary distribution of coding process iff

$$\mathcal{D}(y) = \sum_s p_s \begin{cases} \mathcal{D}(\tilde{C}_s(y)) - \mathcal{D}(\tilde{C}_s(0)) & \text{for } y < Y_s \\ (\mathcal{D}(1) - \mathcal{D}(\tilde{C}_s(0))) + (\mathcal{D}(\tilde{C}_s(y)) - \mathcal{D}(0)) & \text{for } y \geq Y_s \end{cases}$$

$$\mathcal{D}(y) = \sum_s p_s \begin{cases} \mathcal{D}(y - c_s + 1 + \tilde{c}_s(y)) - \mathcal{D}(0 - c_s + 1 + \tilde{c}_s(0)) & \text{for } y < Y_s \\ \mathcal{D}(y - c_s + \tilde{c}_s(y)) - \mathcal{D}(0 - c_s + 1 + \tilde{c}_s(0)) + 1 & \text{for } y \geq Y_s \end{cases}$$

We see that for $\tilde{\epsilon} = 0$, the unique solution is $\mathcal{D}(y) = y$ for $y \in [0, 1]$. It's idealized solution - in practice we have some discrete set of states, so \mathcal{D} cannot even be continuous. $\tilde{\epsilon}$ is some very small randomly behaving function having different signs and it is somehow averaged in above equations, so intuitively \mathcal{D} should be near this idealized solution. Unfortunately I wasn't able to prove it, but numerical simulations shows that this correction is in practice much smaller than $\tilde{\epsilon}$.

If we return to the original states, this approximation says that

$$P(x \leq x') \approx \log_b(x'/l).$$

Differentiating it we get that $P(x)$ is approximately proportional to $1/x$. We will use it for further calculations.

To work with $1/x$ sequences we can use well known harmonic numbers:

$$\mathcal{H}(n) := \sum_{i=1}^n \frac{1}{i} = \gamma + \ln(n) + \frac{1}{2}n^{-1} - \frac{1}{12}n^{-2} + \frac{1}{120}n^{-4} + O(n^{-6}) \quad (34)$$

where $\gamma = 0.5772156649\dots$. Using this formula we can easily find the normalization coefficient \mathcal{N} :

$$\frac{1}{\mathcal{N}} = \sum_{x=l}^{bl-1} \frac{1}{x} = \mathcal{H}(bl-1) - \mathcal{H}(l-1) \approx \ln(b)$$

For the rest of the paper we will use

$$P(x) \approx \frac{\mathcal{N}}{x} \quad (35)$$

approximation. Now we can for example calculate the probability that while encoding symbol s we will transfer $k_s - 1$ digits:

$$P(x < X_s) \approx \mathcal{N}(\mathcal{H}(X_s - 1) - \mathcal{H}(l - 1)) \approx \frac{1}{\ln(b)} \ln(b^{k_s} q_s) = c_s \quad (36)$$

We can also define the expected value of some functions while coding/decoding process:

$$\langle f(x) \rangle = \sum_{x \in I} P(x) f(x) \approx \frac{1}{\ln(b)} \sum_{x \in I} \frac{f(x)}{x} \quad (37)$$

Numerical simulations shows that they are usually very good approximations.

6.2 Evaluation of the compression rate

Using constructed coders we can get as near Shannon's entropy as we need. In this subsection we will evaluate this distance. It is very sensitive to parameters, so the evaluations will be very rough - only to find general dependence on the main

parameters.

Having probability distribution of the states, we can now use (6) formula

$$\Delta H \approx \left\langle \frac{1}{\ln(4)} \sum_s \frac{q_s}{x^2} (\bar{\epsilon}_s(x))^2 \right\rangle \quad (38)$$

Impreciseness of our encoder is more or less random and we can only estimate its expected values, so for this estimation we can treat $\frac{q_s}{x^2}$ and $(\bar{\epsilon}_s(x))^2$ as independent variables. It would also allow to separate compression rate losses into which comes from l, b parameters only and caused by impreciseness of the coder.

$$\left\langle \frac{1}{\ln(4)} \sum_s \frac{q_s}{x^2} \right\rangle \approx \frac{\mathcal{N}}{\ln(4)} \sum_{s,x} \frac{1}{x} \frac{q_s}{x^2} \approx \frac{\mathcal{N}}{\ln(4)} \sum_s q_s \int_l^{lb} x^{-3} dx \approx \frac{1}{l^2} \frac{b^2 - 1}{b^2} \frac{1}{\ln(b) \ln(4)} \quad (39)$$

For the precise initialization $\langle \sum_s q_s (\bar{\epsilon}_s(x))^2 \rangle$ intuitively shouldn't depend strongly on l, b parameters, but rather on n and probability distribution. Pessimistically using (23) we can bound it from above by n^2 , but in practice it's usually smaller than n .

Let's focus on ScD initialization now. The term with fractional part of $\bar{\epsilon}$ is much smaller than the main source of imperfection, so we can omit it.

$$\begin{aligned} \langle \sum_s q_s (\bar{\epsilon}_s(x))^2 \rangle &\approx \left\langle \sum_s \frac{\tilde{q}_s}{(b-1)l} \left(\frac{x}{q_s b^{k_s - [x < X_s]}} - l \right) \left(bl - \frac{x}{q_s b^{k_s - [x < X_s]}} \right) \right\rangle \approx \\ &\approx \mathcal{N} \sum_s \frac{\tilde{q}_s}{(b-1)l} \int_l^{bl} \left(\frac{1}{q_s b^{k_s - [x < X_s]}} - \frac{l}{x} \right) \left(bl - \frac{x}{q_s b^{k_s - [x < X_s]}} \right) dx = \\ &= \mathcal{N} \sum_s \frac{\tilde{q}_s}{(b-1)l} l^2 \left(\frac{b^2-1}{2} + (b-1) \ln(l) - b \ln(b) \right) \approx l(n-1) \left(\frac{b+1}{2 \ln(b)} + \log_b(l) - \frac{b}{b-1} \right) \end{aligned}$$

Usually the largest is the term with $\log_b(l)$, so finally

$$\Delta H \approx \frac{\log_b(l)}{l} \frac{b^2 - 1}{b^2} \frac{n - 1}{\ln(4) \ln(b)} \quad (40)$$

Comparing to numerical simulations these estimations are very pessimistic: we get many times (like 10-100) smaller value, but general behavior $\log(l)/l$ looks to be fulfilled.

To summarize: in practice we rarely require that the coder is worse than optimal than e.g. 1/1000 which can be get using l/n being usually below 100 for ScD initialization. Eventually we can divide I into subranges initialized separately to improve preciseness.

6.3 Probability distribution of digits and symbols

The fact that smaller number of states are more probable unfortunately makes that produced sequences aren't exactly uniform uncorrelated sequences, what would be expected for example if we would like to use ANS in cryptography. We will analyze it briefly now and in the next section will be shown how to correct it.

First of all let us assume that we are coding some sequence of symbols to produce sequence of digits. Look on fig. 2. The last transferred digit says in which subrange of states indistinguishable after bit transfer we are. So the the fact that $P(x)$ is generally decreasing, makes that it's a bit more probable that this last transferred digit is 0. Let's estimate this probability to see how it depends on parameters.

Using $\overline{\mathcal{D}}(x) := \mathcal{D}(\log_b(x/l)) \approx \log_b(x) - \log_b(l)$, we get the probability that this last (while coding)/first (while decoding) digit is 0:

$$\begin{aligned} & \sum_{i=0}^{(X_s-l)/b^{k_s-1}-1} \overline{\mathcal{D}}(l + ib^{k_s-1} + b^{k_s-2} - 1) - \overline{\mathcal{D}}(l + ib^{k_s-1} - 1) \approx \\ & \approx \sum_{i=0}^{(X_s-l)/b^{k_s-1}-1} \frac{b^{k_s-2}}{(l+ib^{k_s-1})\ln(b)} = \frac{1}{b\ln(b)} \sum_{i=0}^{(X_s-l)/b^{k_s-1}-1} \frac{1}{i+l/b^{k_s-1}} = \\ & = \frac{1}{b\ln(b)} (\mathcal{H}(X_s/b^{k_s-1} - 1) - \mathcal{H}(l/b^{k_s-1} - 1)) \approx \frac{1}{b} \log_b \left(\frac{X_s/b^{k_s-1}-1}{l/b^{k_s-1}-1} \right) = \\ & = \frac{1}{b} \log_b \left(\frac{q_s b^{k_s} - b^{k_s-1}/l}{1 - b^{k_s-1}/l} \right) \approx \frac{1}{b} \log_b \left(q_s b^{k_s} + \frac{b^{k_s-1}}{l} (q_s b^{k_s} - 1) \right) \approx \frac{c_s}{b} + \frac{1}{l q_s b^2 \ln(b)} (q_s b^{k_s} - 1) \end{aligned}$$

where we've used $\overline{\mathcal{D}}(x+h) - \overline{\mathcal{D}}(x) \approx h\overline{\mathcal{D}}'(x)$ and the simplest approximation for harmonic numbers. We could get constant a few times smaller if we would take better approximation of harmonic numbers and the derivative in the middle of the range. If we are interested only in general parameters dependency, presented approximation is good enough.

In the second range probability distribution of states decreases slower but ranges are larger. Analogous calculation gives $\frac{1-c_s}{b} + \frac{1}{l q_s b^2 \ln(b)} (b - q_s b^{k_s})$.

If we sum these values, we get that while encoding symbol s , probability that the last digit while bit transfer will be 0 is $\frac{1}{b} + \frac{b-1}{l q_s b^2 \ln(b)}$.

If we average obtained correction over all possible symbols, we get that probability is larger than uniform digit distribution by approximately

$$\frac{b-1}{b^2 \ln b} \frac{n}{l} \quad (41)$$

In fact this value is a few times smaller and in practice we can use large l like $10^5 - 10^6$ to make tables fit in cache memory, so this effect can be extremely weak. While estimating, probability uncertainty decreases with the square root of the number of events, so even observing this effect would require analysis of gigabytes of output. Retrieving some useful information like probability distribution of length of blocks would require much more data. For succeeding digits and correlations this effect will be accordingly smaller. We will see in the next section how to eventually

reduce it as many orders of magnitude as we want.

Now let us focus on the opposite situation - we have some sequence of digits and we want to encode them into symbols of given probability distribution. This time states are not gathered into subranges as previously, but distributed randomly and more or less uniformly, so the differences should be much smaller. But if we need to more precisely evaluate their probability distribution than l_s/l , we can for example use our approximation of state probability distribution, so the probability that we will produce symbol s is approximately:

$$\mathcal{N} \sum \left\{ \frac{1}{x} : x \in I, D_1(x) = s \right\} \quad (42)$$

This formula also says more precisely what probability distribution of symbols is encoded closest to the Shannon's entropy. Using it we could also modify coding/decoding functions to make better approximation of expected probability distribution of symbols using the same l . Shifting some appearances of symbol left(right) increases(decreases) its probability a bit.

7 Practical remarks and modifications

This section contains practical remarks for implementation of presented coders and some additional modifications which can improve some of their properties for cryptography and error correction purposes.

7.1 Data compression

Data compression programs are generally constructed in two ways:

- We use constant probability distribution of symbols. It could be generally known for given type of data or estimated by statistical analysis of the file. In the second case it has to be stored in the compressed file, or
- The used probability distribution is dynamically estimated while encoding the file, so that while decoding we can restore these estimations using already decoded symbols. This approach is a bit slower, but we don't need to store probability distribution tables, we process the file only once and we can get good compression rates with files in which probability distribution of symbols varies locally.

ANS is perfect for the first case: using a table smaller than 100kB we can get a very precise coder which encodes about 8bits for each use of the table. It has two problems:

- For each probability distribution we have to make separate initialization. We could also store tables some number of them. Observe that while changing the coder, if b and l are the same, we can just use the same state.
- Decoding and encoding are made in opposite direction - we get different sequences for estimations. To solve this problem we should process the file twice: first make the whole prediction process from the beginning to the end, then encode it in backward order. Now we can make decompression straightforward. In Matt Mahoney's implementations (fpaqa, fpaqc on [5]) the data is divided into compressed separately segments, for which we store q from the prediction process.

For ABS situation is a bit different - we have relatively quick to calculate mathematical formulas and much smaller space of probability distributions, but we can encode only one binary choice per step. We have generally two options:

- Calculate formulas for every symbol while processing data - it is much more precise and because of it we can use large b to transfer a few bits at once, but it can be a bit slower (fpaqc), or
- Store the tables for many possible q in memory - it has smaller precision, needs memory and time for initialization, but should be faster and we have large freedom of choosing coding/decoding functions (fpaqa).

7.2 Bit transfer and storing the tables

For ABS using the formulas we can use large b , but in other cases we should rather use $b = 2$. For ANS it means doing bit transfer many times in each step - this quick operation may become essential for the transfer rate of the coder. Intuition suggests that we should be able to join them into one operation per step: for example use AND with proper mask to get the bits and make corresponding bit shift right of the state.

It looks like the first problem is the order of these bits - that coding and decoding use them in reverse directions. But in fact in each step we know how many bits we should transfer and so we can just use the same direction for coding and decoding.

The larger problem is to determine this number of digits to transfer: $k_s - [x < X_s]$. It requires the comparison and usage of small tables in which on different bits is encoded k_s, X_s and maybe the mask. We could also store this information in the coding/decoding tables.

Let's think how to store the tables to find a compromise between memory needs and speed.

Coding tables require for given symbol $(b - 1)l_s$ values from $(b - 1)l$ possibilities. Usually l_s isn't constant, so to optimize it for memory requirement we can

encode it in one table of length $(b-1)l$: store $C(s, x)$ as $\mathbf{C}[\mathbf{beginning}[\mathbf{s}]+\mathbf{x}]+l$ where $\mathbf{beginning}[\mathbf{s}] := (b-1) \sum_{s' < s} l_{s'} - l_s$. On the second side of memory/speed compromise is storing the whole \overline{C} . On some bits of values of this table we can store the number of transferred digits or even their sequence.

The situation with decoding tables is simpler: we can use single table of length $(b-1)l$ and store s and the number of new state on it's different bits. We could also encode there the number of digits to transfer or even their sequence.

All these ideas require additional memory or time for using small tables. The best would be if while initialization we would generate low level code separate for each symbol - with specific X_s , transfers and bit masks. They can be stored such that choosing the behavior for s is just a jump some multiplicity of s positions.

7.3 The initial state

Stream coding/decoding requires choosing the initial state. The final state of one process has to be stored in the file to be able to reverse it. As it was previously mentioned - while changing coding tables, if l, b remains the same, we don't have to change the state.

The initial state can be freely chosen - as a fixed number or randomly. We don't have to store intermediate states when we change the coding tables, but we have to store the final state. This state will be initial while decoding.

The problem could be that we are wasting a few bits in this way. Usually it should be insignificant, but for example when we want to encode separately a huge number of small files, such bits could be essential.

We can improve it by encoding some information in this initial state of the coder. We can do it for example by using a few steps of coding without bit transfer, starting from $x = 0$ state. We can always do it using binary choices (ABS). Eventually we could use ANS, but it would require creating tables for additional ranges.

7.4 Removing correlations

In the previous section we have seen that the probability distribution of produced bits (digits) isn't perfectly uniform. It's very small effect and for correlations it would be even much smaller, but it could be significant if we would like for example use it as pseudorandom number generator. We could use some additional layer of encryption to remove correlations, but we can also do it in simpler and faster way.

The first idea to equilibrate probability distribution of digits is to negate (NOT) transferred digits for every second processed symbol - e.g. in steps of even number. In this way we would make that 0 and 1 are equally probable, but there would remain some correlations - '00', '11' would be a bit more probable than '01', '10'.

If in one block of transferred bits we would have '0', it's a bit more probable that a few bits further (in the next block), we will have '1'.

This idea can be thought as making XOR with '00000...' and '11111...' cyclically. We can improve it by using some longer, randomly looking sequence of numbers in $\{0, \dots, \max_s b^{k_s}\}$ range. They can be generated using some pseudorandom number generator or even chosen somehow optimally and fixed in the coder as its internal parameters. We have to be able to recreate this sequence for decoding and store the number of last position in the file.

Now in each step of coding we take succeeding numbers from this cyclical list and before transferring it, make XOR with the element from this list. While decoding we have to use the same list, and make XOR before using obtained bits. In this way we can reduce correlations as many orders of magnitude as we need. Blocks length varies practically randomly, so knowing this list wouldn't allow to remove this transformation.

7.5 Artificial increasing the number of states

Usually the number of states is $(b - 1)l$, but we will see in the next chapter that sometimes it's not enough. There are generally two ways to artificially increase it exponentially:

- Intermediate step(s) - the base of security of ANS based cryptosystem is that the length of blocks and the state varies practically randomly. These effects are very weakened if we want for example encrypt without compression standard data - bytes with uniform probability distribution. To cope with this problem we can for example introduce intermediate step with even randomly chosen probability distribution of symbols.

Stream coder/decoder in one step changes a block of bits into a symbol or oppositely. We can combine such steps: decoder changes a block of bits into a symbol of given probability distribution and immediately encoder changes it into a new block of bits. Encoder and decoder have own completely separate states and modify them in opposites direction $((y, y') \rightarrow \approx (\{y - c_s\}, \{y' + c_s\}))$. It looks like we move on a straight line on this twodimensional torus, but because of impreciseness, this line diffuse in the second direction and asymptotically should cover this 'torus' uniformly - the total number of states is practically the square of the original one. Surprisingly, because they use separate states, encoder and decoder can be reverses of each other.

This approach is slower, but can be useful for cryptographic applications.

- Additional sequence of bits - while using ANS as error correction method, the internal state of the coder contains something like hash value of already processed message. So if it has small amount of possibilities, we can accidently get

the correct value with wrong correction. The search for the proper correction requires a lot of steps, so they should be as fast as possible.

In the previous point in each step we've changed the whole internal state of the coder - each use of a table changes one part of it, so it is relatively slow. To make it faster, we should use the table only once per step - change only part of the internal state of the coder. We could do it sequentially, but it would just separate the data into subsequences processed separately.

The example of practical way is to expand the state of the stream coder by some cyclical table (\mathbf{t}) of bits (eventually short bit sequences). Now coding is to make bit transfer, then switch the youngest bit of this reduced state with bit on given position in this table, increase this position cyclically and finally use the coding table. Now decoding step: use decoding table, decrease position, switch the youngest bit and make bit transfer.

Stream decoding:

```
{(s,x)=D(x);
  use s;
  i--;switch (x AND 1)↔t[i];
  while(x∉ I)
    x=xb+'digit from input'
}
```

Stream coding(s):

```
{while(x∉ Is)
  {put mod(x,b) to output;x=[x/b]}
  switch (x AND 1)↔t[i];i++;
  x=C(s,x)
}
```

To make that this bit shift doesn't get us out of I_s , we have to enforce that l_s are even. These switches increases a bit impreciseness of the coder, but if we switch only one bit, it is practically insignificant.

This table has to be stored somehow in the output file. It's cyclical so instead of storing position, we can rotate it to make that decoding should be started with the first position.

We see that we can in fast and simple way increase the number of internal state as much as we want. To make it faster we can represent this table of bits as one or a few large numbers.

The problem is that this large state will be required to start decoding, so we have to store it in the file. If it is used for error correction, it has to be well protected. For this purpose the initial state of the coder should be some constant of the coder, which allow to make the final verification. Eventually we could also encode some information in this initial state of the coder as previously.

8 Cryptographic applications

Asymmetric numeral systems were created for data compression purposes, but this simple and looking new idea of coding, has some properties which makes it very

promising also for cryptography and error correction purposes. It can even fulfill all these purposes simultaneously.

8.1 Pseudorandom number generator and hashing function

We have seen that we can think about the state of the coder as some hidden random variable, which chooses actual behavior - state change and produced bits. As we would expect from entropy coder - the output bit sequence is nearly uniform and practically uncorrelated. Unfortunately it's not perfect, but we can use not the whole state but only some of its youngest bits what would reduce correlations greatly. Additionally we could for example use some set of masks as in the previous section.

Pseudorandom number generators (PRNG) are initialized by so called seed state: it generates randomly looking sequences, but if we would use the same seed, obtained sequence would be the same. To use PRNG in cryptography, it has to meet additional requirements: having a sequence generated by it, we cannot get any information about the seed or further/previous bits. In the next subsection we will see that with properly chosen parameters, we shouldn't be able even to reveal the sequence of symbols used to generate random bit sequence.

So to use ANS as pseudorandom number generator we have to choose some coding function, for example initialized using the seed state. Now we have to feed it with some sequence of symbols. If this sequence is periodic, after some multiplicity of this period, the state of the coder would be the same - the bit sequence would be also periodic. But this period is much longer than the period of symbol sequence: about the number of internal states of the coder times. In the previous section we have seen that this number can be easily increased as much as we want, so in practice the sequence of symbols can be taken from some very weak pseudorandom generator, or even taken as some fixed periodic sequence.

Hashing functions change files into some short randomly looking sequence of given length. We shouldn't be able to get any information about the file from it. Additionally we shouldn't even be able to find in practice way some two files which gives the same value. To fulfill these requirements we can for example increase the number of states of the coder by using additional table of bits as previously, process the message and for example return this table as the hash value.

If we wouldn't increase the number of states, someone could find two prefixes giving the same state and switch them. We could also prevent finding two messages with the same hash value by encoding the message twice - forward and backward. For example we can decode the file into a sequence of symbols of some fixed/generated probability distribution, then change the state and encode it back into a sequence of digits. Without changing the state we would just get the same file, but any change would make that we just produce practically random sequence - we can now for

example combine some youngest bits of last used states to get the hash function.

For this purpose extremely small correlations should be completely insignificant. Eventually we could easily reduce them if we need.

8.2 Initialization for cryptosystem

For given parameters we still have huge amount of coding functions with practically the same statistical properties, but producing a completely different encoded sequence. If we make selfcorrecting diffusion initialization using some PRNG initialized using given key, we would get practically unique coding function for this key. If we would use it to encode some information, it looks practically impossible to decode the message not knowing the key. We will now make a closer look at such approach to data encryption.

First of all, let us focus on the ScD initialization. It's large number of picking a random symbol from some large table. The coding table is approximately given by symbol probability distribution, but it looks practically impossible to find its precise values not knowing the key. The initialization process strongly depends on its history, which creates specific symbol distribution in the `symbols` table - while knowing the key, it looks practically impossible to find $C(x, s)$ without making whole previous initialization (for smaller x).

So to start decoding we practically have to make whole initialization. Observe that we can enforce PNRG to require as large time to be calculated as we want, for example:

```
for i=1 to N do {k=random; read k random values}
```

makes that we statistically know approximately in which position of PRNG we will be. But to find the the exact position, we just have to make all calculations.

We see that this way we can enforce some time required for initialization. Connecting it with the unpredictability of ScD initialization, we see that such cryptosystem would be extremely resistant to brute force attacks. Standard approach makes all computations while processing the file, so to check if given key is correct we can just start decrypting the file and observe if the output for example isn't a completely random sequence. In the presented approach, most of computation is made while initialization: to check if given key is correct we have to spend given time to make the initialization, for example enforced to take about 0.1s - it's a few orders of magnitude larger than in standard approach. After initialization the processing of the data uses already calculated tables - is much faster than in standard approach.

Now assume that someone would get the coding function - does it mean that he can retrieve the key? This function says symbols chosen in each steps, but each symbol could be chosen in many ways, so in fact he wouldn't have sequence of used random variables, but only some sets of its possible values - even using a weak

PRNG it looks practically impossible to deduce the key. Eventually we could use some secure PRNG, for which it is ensured that knowing the exact sequence, we couldn't find its seed state and so the key.

This property suggests extremely powerful additional protection - use not only the key as the seed state, but also some number which can be even stored in the file. Now after every encrypted fixed number of bits (like gigabyte), we change this number, store it and use to generate new coding tables. The size of these blocks should be chosen so that it wouldn't be possible to retrieve any essential information from them. The behavior of each one is practically unrelated, so their information couldn't be connected for finding the key.

Sometimes we would like to make encryption and entropy coding in the same time. The question is - what to do with the probability distribution of symbols. There wouldn't be a problem if we would use some adaptive prediction method, but it would also require using many different coding tables. We will see that these tables should be rather large, so sometimes it might be better to use fixed probability distribution of symbols. It has to be stored in the header and so is easily accessible. We will see that such knowledge shouldn't rather make breaking the code easier, but it gives some knowledge of file content, what can be unwanted. To prevent it, this header can be encrypted separately using the same key but probably in some different way.

8.3 processing the data

The coder uses the state which is hidden practically random variable. Also hidden, randomly generated local behavior of the coding function defines actual behavior - how many digits to produce and to which state jump. Blocks created this way are relatively short, but they have various, practically randomly chosen length. This picture looks perfect, but unfortunately there are some weaknesses which could give some information about statistics of symbols or even coding function. They would vanish if we would use some additional layer of standard encryption, but I will try to convince that using only ANS with proper parameters and some quick and simple modifications, we can make really safe and fast encryption.

- First of all, as it was mentioned in the previous section - the base of the randomness of the state is that we **don't use uniform distribution of symbols** (asymmetry) and that some symbols has probability not being an integer power of b . These assumption is in practice automatically fulfilled when we make encryption and entropy coding in the same time, but sometimes we would like just to encrypt some more or less uniform byte sequence. The best way to cope with this problem is to use the intermediate step from the previous section - using the same PRNG choose some probability distribution of symbols and then in one step encode a byte into a symbol and immediately use it to produce output bit sequence. Alternatively if we want to make it quicker - use

only one step: we can use the same PRNG to modify randomly the uniform distribution among bytes a bit and treat input sequence as sequence of such symbols. The cost is that the state doesn't change as fast as previously and that the output file is a bit larger than the input. We have also smaller amount of possible states of the coder this way. Eventually we could use so called homophonic substitution - to each symbol assign a few new ones and choose among them using some separate (hardware) random number generator, but it would increase the size of the message.

- If we would encode the same sequence starting from the same state of the coder, we will get the same output. To prevent attacks based on such situations, we should **increase the amount of its internal states**. In the previous section were shown some ways to do it - use some correlation removing method, intermediate step or additional bit sequence.
- As it was previously mentioned, because the probability of being in given state (x) is not uniform, but is decreasing ($\propto 1/x$), some produced blocks of digits are a bit more probable (with smaller digits). These differences are extremely small and because of various block length I don't see a way to use it to find given block structure or some precise information about coding function. But analyzing statistically huge amount of data, one could evaluate probability distribution of block lengths, which gives some information about probability distribution of symbols. To prevent it we can use some of presented method of **removing correlations**. We could also generate sometimes new coding function for example with the same key but with some new additional, presented number.
- Transferred digits are the youngest digits of the state. If one would have both ciphertext and corresponding plaintext, would make a correct assumption about the internal state and blocking in given moment and knew precisely used probability distribution of symbols, he could track the history of the processing, which would reveal used coding table. Let's focus on such scenario. Knowing probability distribution of symbol, we know that $x \rightarrow \approx \frac{x}{q_s b^{k_s - \lceil x \rceil}}$. If we used ScD initialization, the impreciseness of such prediction of x is of \sqrt{l} order. The transferred digits give precise position in the range of width $b^{k_s - \lceil x \rceil}$ ($1/q_s$ at average). So if l is **large enough**,

$$l > q_s^{-2} \tag{43}$$

in presented scenario the number of possibilities the person would have to consider would grow exponentially, making such attack completely impractical. Observe that q_s is at average $1/n$, so above condition tells also that $l > n^2$.

In practice any presented method for increasing the number of internal states should also prevent such scenarios.

- Having a lot of ciphertext and corresponding plaintext, one could try to make some statistical analysis to connect symbols with blocks. Because of various length of blocks it doesn't look practical, but to prevent such eventualities it would be expected that every symbol could produce practically all possible youngest digits of the state. Given symbol can produce $(b-1)l_s = (b-1)lq_s$ different states and in importance (shown in the encrypted file) are let say k_s youngest digits ($1/q_s$ values at average), so we again get $\sqrt{l} > 1/q_s$ condition. Again any other modification would also give good protection.
- If one can use initialized coder (adaptive scenario) and has some message encrypted with it, he could try to use different inputs, slowly exposing succeeding bits of the plaintext. This is unavoidable weakness of using short block length cryptosystems. Fortunately there is simple universal protection against such rare scenarios: add a few random bytes at the beginning of the file before starting encryption or choose the initial state randomly (this time not using PRNG used for initialization). In this way while encrypting the same data, we will most probably get different output, which still can be decrypted into the same input data.

I cannot assure that this list is complete, but for this moment I cannot think of more weaknesses which could be used to break ANS based encryption. We can easily protect against all of them.

To summarize, while designing a cryptosystem based on ANS, we should:

- Ensure the asymmetry - that the probability distribution of symbols is not uniform,
- Use $b = 2$ for which state probability distribution is nearest uniform,
- Use large $l > n^2$ or even $\forall_s l > q_s^{-2}$. So to make coder faster (larger n), we should use correspondingly large tables,
- Use some correlation removing modification and eventually increase additionally the number of internal states of the coder,
- Eventually choose randomly the initial state of coder.

9 Near Shannon's limit error correction method

While compressing a file we remove some redundancy caused by statistical properties. Using forward error correction methods, we are adding some easily recognizable redundancy, which can be used to correct some errors. In standard approach we usually divide the message into short independent blocks. The problem is that it's vulnerable to pessimistic cases - if the number of errors exceed some boundary, we

lose the whole block. In this section will be shown how to connect their redundancy to treat the whole message as one block. I will focus on using ANS for this purpose, but presented approach is more general - fig. 3 shows how to use it for any block code and hashing function.

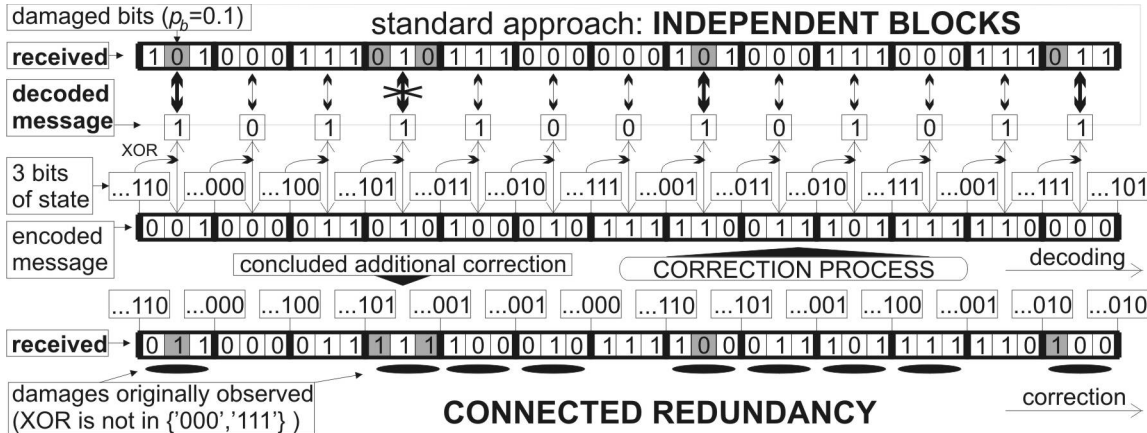


Figure 3: Simplified scheme of block codes with connected redundancy. This example is based on triple modular redundancy block code - we send three copies of each bit and decode as the value with more appearances. Connection of redundancy is made by the state of decoder which contains kind of hash value of already processed file - we use it to modify the block code, for example by making XOR with some 3 of its bits. Now as long as in each block there is at most one damaged bit, the behavior is similar as for independent blocks. The advantage starts when there occurs more errors - the state from this moment will most probably be different than expected and so for each block with some probability ($p_d = 1 - 2/2^3 = 3/4$) we should observe that it's damaged - it's much more than expected for proper correction and so suggests where to search for additional corrections. We will see that using only this new correction mechanism, we can already reach Shannon's limit. In the last subsection will be shown how to connect both of them as on this picture to correct simple damages immediately, additionally quickening the correction process.

For simplicity let us assume the simplest channel for this paper: memoryless, symmetric. That means that there is some fixed probability (p_b) that transmitted bit will be changed ($0 \leftrightarrow 1$). So while transmitting N bits, about Np_b of them will be damaged.

For a channel of given statistics of errors (noise), we can say about Shannon's limit - theoretical maximal information transfer rate. Constructions used to show that this limit is achievable are completely impractical. Near this limit are Low-Density Parity-Check Codes (LDPC) ([8],[9]), but they still they require solving NP-problem to decode. So in practice there are used codes which divide the message into independent blocks, what makes them vulnerable to pessimistic cases. For example for $p_b = 0.01$, we should be able to construct a method which

adds asymptotically a bit more than 0.088 bits of redundancy/transmitted bit and is able to fully repair the message. Compare it with commonly used (7,4) Hamming codes - it adds 3 bits of redundancy per 4 transmitted bits to be able to correct 1 damaged bit per such 7 bit block. It uses much more redundancy: 0.75 bits/transmitted bit, but because sometimes we have more than one error in block, we lose about 16bits/transmitted kilobyte and we don't even know about it.

Imagine we have some channel with known statistical model of error distribution. To transmit some undamaged message through it, we have to add some redundancy 'above' given error density. We know only statistics of errors, not when exactly they will appear - so this density of redundancy should be chosen practically constant. But the density of errors fluctuates - sometimes is locally high, sometimes low. We see that while dividing the data into independent blocks, we have to choose the density of redundancy accordingly to some pessimistic error density in such block. But in fact there usually isn't some pessimistic level - we only know that the worse case, the rarer it occurs. So in this way for most of blocks were used much more redundancy than required, but for some of them this amount is still not sufficient.

We see that to obtain a really good correction method we should treat the message as a whole. In LDPC it is made by distributing uniformly some large amount of parity checks. Presented approach divides the message into blocks, but their redundancy is connected by the internal state of the coder, which contains something like checksum/hash value of already processed message and chooses local behavior. Using these redundancy connections we can 'transfer' surpluses of unused redundancy to cope with pessimistic cases. We will see that we are able to reach Shannon's limit this way with linear expected time of correction algorithm.

9.1 Very short introduction to error correction

Forward error correction can be imagined that among all sequences, we choose some allowed ones - so called codewords. They have to be 'far' enough from each other, so that when we receive a damaged sequence, we should be able to uniquely determine the 'nearest' allowed. Of course we would also want that the probability that it's really the correct sequence is large enough. In other words we divide the space of all sequences into separate subsets - kind of balls around codewords. The 'thicker' these balls are, the larger probability that we make the correction properly.

In standard approach we divide the message into blocks of fixed length, which are encoded independently. In this case we can use Hamming distance - the number of positions on which given two sequences of bits differ. For example standard (7,4) Hamming code uses 7 bit sequence to encode 4 bits - in the space of 2^7 possible 7 bit sequences, there are chosen 2^4 codewords, which are centers of balls of Hamming radius 1. So if while transmitting given 7 bit block, at most one bit was changed, we can correct it properly. If the number of changed bits is larger than one, we get

into a different ball - it is corrected in wrong way and we even don't know it.

Let us focus on a memoryless symmetric channel: if we received '1', with probability $1 - p_b$ it was really '1' and with probability p_b it had to be '0'. If we would know in which of these cases we are, we would get exactly one bit of information. To distinguish them is needed $h(p_b) = -p_b \lg(p_b) - (1 - p_b) \lg(1 - p_b)$ bits of information, so such 'uncertain bit' contains $1 - h(p_b)$ bits of information - to transmit N real bits, we have to transmit at least

$$N \frac{1}{1 - h(p_b)} \quad (44)$$

such 'uncertain bits' - it's so called Shannon's limit and the channel coding theorem says that theoretically we can get as near as we want to this capacity. It means that for a channel with given statistics of error, we should be able to construct a error correction method which uses a bit more than $\frac{1}{1 - h(p_b)} - 1 = \frac{h(p_b)}{1 - h(p_b)}$ bits of redundancy per bit message and is able to completely repair the message.

While working on such potentially infinite blocks, the number of damaged bits tends to infinity, so we can no longer work on Hamming distance. Now while transmitting given codeword t of length N bits, will be received a message r with damaged bits on some more or less Np_b positions. These positions can be stored as length N bit sequence d , such that

$$r = t \oplus d \quad (45)$$

where \oplus denotes addition modulo 2 of two bit vectors (XOR). This d vector statistically should be chosen as one of $\binom{N}{Np_b} \approx 2^{Nh(p_b)}$ possibilities. From (45) we see that it's also the number of possible received sequences corresponding to one codeword. If we will divide the number of all possible received sequences by this number, we can get Shannon's limit again: $2^N / 2^{Nh(p_b)} = 2^{N(1 - h(p_b))}$.

In fact the number of damaged bits is close but rather not exactly equal Np_b . But if we have some large number (N) of independent identically distributed random variables of entropy H , their outcome is almost certain to be in some set of size 2^{NH} , which all members have probability 'close to' 2^{-NH} - it's so called 'asymptotic equipartition' property ([9]). This set is called *typical set*, for example:

$$\left\{ x \in \{0, 1\}^N : \left| \frac{1}{N} \lg \left(\frac{1}{p^{\#\{i:x_i=1\}} (1-p)^{\#\{i:x_i=0\}}} \right) - h(p) \right| < \beta \right\}. \quad (46)$$

For all $\beta > 0$ and correspondingly large N , such set contains almost whole probability. Subrange of typical set is asymptotically also typical, so these practically Np copies of '1' should be spread more or less uniformly.

Shannon's coding theorem says that we can get as close to the theoretical limit as we want and we should be able to correct practically all possible typical errors. So

we should look for the proper correction among typical ones with probability of '1' equal p_b . Standard proofs generates the set of codewords randomly, modify this set (remove some codewords) and show that for large N , with probability asymptotically going to 1 we can properly determine transmitted codeword. Unfortunately it would require to check exponentially large set of possible corrections - it rather cannot be done in practice.

9.2 Path tracing approach

First of all let's focus on sketch of different but still impractical proof: using a hashing function. Such function allows to assign to each message some shorter, practically random bit sequence. Assume now that we transmit the original message of length N bits through the channel and its 'a bit longer' than $Nh(p_b)$ bits hash value through some different noiseless channel. Now the receiver can check 'all typical corrections' ($2^{Nh(p_b)}$) of the received message and almost certainly only one - the proper one will give the expected hash value. If we would like to transfer the hash value through the same noisy channel, we can analogously send additionally its hash value, and so on (until it's smaller than some limit value which can be encoded in some different way). So finally we would asymptotically need at least

$$N(1 + h(p_b) + h^2(p_b) + \dots) = \frac{N}{1 - h(p_b)} \quad \text{bits}$$

Observe that 'a bit longer' can mean that the number of hash values is larger only polynomially with N than the number of typical corrections - there still almost certainly will be only one proper typical correction and we will get asymptotically exactly Shannon's capacity.

There has left to precise what does 'all typical corrections' mean. For a theoretically infinite data stream we should be able to take $\beta \rightarrow 0$ limit in (46). It can be achieved by intersecting sets of corrections passing verification for some sequence $\beta_i \rightarrow 0$. For a data stream of a finite length, we could take proper correction which is nearest to typicality (smallest β), but we will see that the best will be such that corrects the smallest number of bits.

We will now modify this method to make it practical - instead of making huge verification once, intuitively we will spread it uniformly over the whole message. Thanks of it we will be able to detect errors not only on the end of the process, but also shortly after they appear: after an error in each step we have some fixed probability (p_d) to detect that something was wrong. We will pay for this parameter in capacity, but when it exceeds some critical point, the number of corrections not detected by this mechanism will no longer grow exponentially. So we will no longer require that the amount of hash values (states of the coder) should grow exponentially - the cost of storing it will vanish asymptotically.

This threshold corresponds exactly to the Shannon's capacity. We will see in the next subsection, that expected time of such correcting algorithm should be linear.

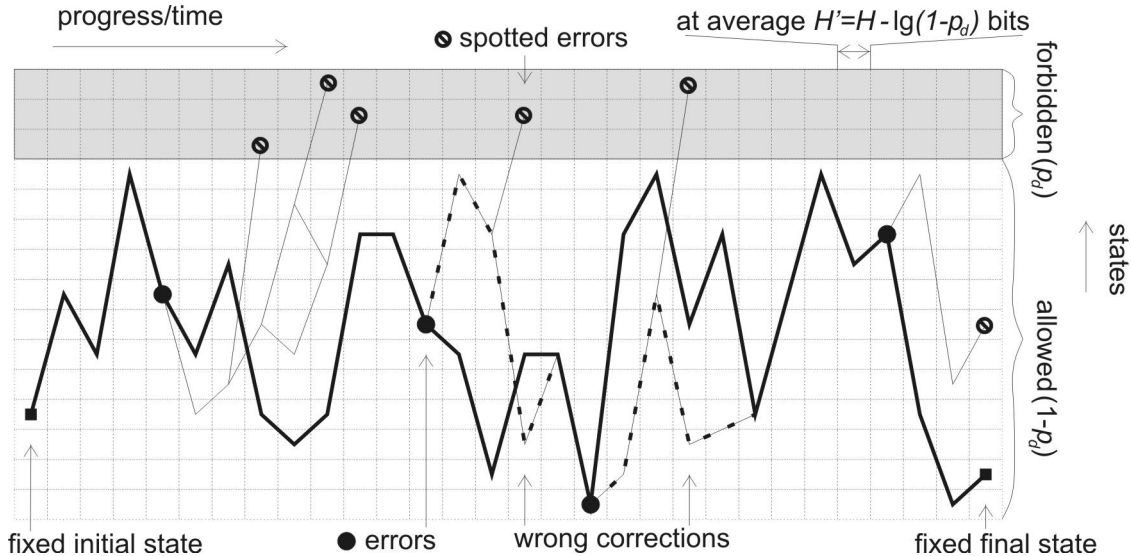


Figure 4: Schematic picture of path tracing correction algorithm.

The situation looks like on fig. 4: the transmitted codeword (correct path) is denoted by the thick line. We start with the fixed initial state and try to process succeeding bits. While we are on the correct path, the state changes in randomly looking way among all allowed states. After an error (we've lost the path), the state also changes in randomly looking way but this time among all states - in each step there is some probability (p_d) that we get to a forbidden state (observe that something was wrong).

The problem is that after an error, before it will be detected, the coder can accidentally get into the correct state - we would go back to the correct path without a possibility to detect that we've made a wrong correction. We will see later that with proper selection of parameters, errors will appear slower than we can correct them - probability of such situation will drop asymptotically to zero.

We can use entropy coder with internal state for such path tracing purpose: add a forbidden symbol of probability p_d , marking its appearances as forbidden states and rescale correspondingly probabilities of the rest of symbols (allowed ones). We could eventually use arithmetic coder, but ANS is faster, have useful modification capabilities and is generally simpler, so I will concentrate on it.

If we want to encode a symbol sequence with (q_s) probability distribution, we have to use correspondingly $((1 - p_d)q_s)$ probability distribution instead. Now while encoding we use only these allowed symbols. If there wouldn't be errors, while decoding we would also use only allowed symbols, but after an error we would produce practically random sequence of symbols, so in each step we have probability

p_d of trying to produce the forbidden symbol and so detecting that there was an error.

To use ANS for this purpose we would often need to use some method to increase the number of internal states of the coder to reduce probability of wrong correction. The initial state can be generally fixed for encoding process, but the final one has to be stored, probably in the header of the file. So there have to be used some separate strong error correction method for it to make that we can be sure that this initial decoder state is proper.

What is the cost of adding such forbidden symbol? The data sequence contains at average $H = -\sum_s q_s \lg(q_s)$ bits per symbol. After the rescaling, we will use at average

$$H' = -\sum_s q_s \lg((1-p_d)q_s) = H - \lg(1-p_d) \quad \text{bits/symbol.} \quad (47)$$

There will be shown now informal proof that choosing p_d as in Shannon's limit:

$$-\lg(1-p_d) \geq H \frac{h(p_b)}{1-h(p_b)} \quad (48)$$

the possible space of hash values (states of the coder) wouldn't longer have to grow exponentially as for $p_d = 0$ from the beginning of this subsection. In this case the cost of storing this (protected) hash value would vanish asymptotically. Denote

$$p_d^0 = 1 - 2^{-Hh(p_b)/(1-h(p_b))} \quad (49)$$

this threshold value. For simplicity let us assume that $b = 2$.

Assume we've received some message of length N bits. We will use the simplest method in this moment: as before try to correct it using 'all typical corrections' and check if they pass the verification: while decoding we would use only allowed states and the final state is correct. As on the picture, such message agrees with the correct one before the first error. Then it can vary according to the noise until it reaches a forbidden state or the correct state for given point.

Let us assume that in $j > 0$ steps after an error it still didn't reach a forbidden state. If we wouldn't accidentally get to the allowed state, the probability of such situation is $(1-p_d)^j$. One step corresponds to at average H encoded bits which correspond to at average $H - \lg(\tilde{p}_d)$ transmitted bits, so in j steps we processed at average $j(H - \lg(\tilde{p}_d))$ bits. They can freely change according to the noise, so we should check about $2^{j(H - \lg(\tilde{p}_d))h(p_b)}$ their corrections. If we choose p_d such that

$$1 \geq (1-p_d)^j 2^{j(H - \lg(\tilde{p}_d))h(p_b)} = \left(2^{\lg(\tilde{p}_d) + (H - \lg(\tilde{p}_d))h(p_b)}\right)^j \quad (50)$$

the expected number of such corrections not rejected by this mechanism will no longer grow exponentially. This threshold is exactly the Shannon's limit (48).

We can now estimate the probability of wrong correction scenarios as on the picture - that we can start with an error from a correct state in some point of time and after some typical noise accidentally get back to some correct state. There are almost N possible starting points for such scenario. If $p_d \geq p_d^0$, the expected number of corrections which errors won't be detected by the forbidden states mechanism doesn't longer grow - it usually even drops to zero with the width of such subrange (j). So the expected number of such scenarios can be bounded from above by N^2 . If the number of states of the coder behaves for example like N^3 , almost certainly only the proper correction will pass the verification.

To store protected one of N^3 values we need about a bit more than $3\lg(N)$ bits - while calculating channel's capacity this cost vanishes asymptotically.

9.3 Practical correction algorithms

We've seen that if we would use at least Shannon's capacity with proposed coding, if we would try all typical corrections, almost certainly only the correct one would pass the verification. We will now use its error detecting property to construct practical algorithms - with expected linear time. They will only search for the proper correction, later we can just decode the message. I will still assume that $b = 2$.

Let us assume that $p_d > p_d^0$ and that the number of state is large enough to make wrong correction practically impossible. We can also assume that the initial state was protected well enough - that we can be sure of its correctness. The final state was the initial state of the coder - we can assume that it's just some fixed state and so is also correct.

We will use two different time scales: j will denote the current state and as in the previous subsection

$$J = H'j = (H - \lg(\tilde{p}_d))j$$

is approximately the number of bits we've processed. Denote also:

$$m = 2^{\lg(\tilde{p}_d) + (H - \lg(\tilde{p}_d))h(p_b)} = \tilde{p}_d 2^{H' h(p_b)} < 1$$

which says how much the expected number of not rejected corrections decreases with each step.

We have standard situation for error correction: we make some observation (o) and we need to evaluate probabilities of its possible explanations (e). To cope with such problems we use Bayesian analysis, which says that probability of such situation is the probability that this explanation causes such symptoms multiplied by the probability of this explanation and normalized by the sum over all possible explanations:

$$Pr(e|o) = \frac{Pr(o|e)Pr(e)}{Pr(o)} = \frac{Pr(o|e)Pr(e)}{\sum_{e'} Pr(o|e')Pr(e')} \quad (51)$$

We will work on corrections (e) of the message from the beginning to some point of time (j) for which while decoding we've used only allowed states. They are our explanations of what happened with the message and we want to evaluate probability that we've chosen the proper one. So our observation is that for a long range of time our explanation worked fine. In this case

$$Pr(e) \approx p_b^{\#\{1 \leq i \leq J: e_i=1\}} (1 - p_b)^{\#\{1 \leq i \leq J: e_i=0\}} \quad (52)$$

and we've already checked that $Pr(o|e) = 1$.

To calculate the denominator, we would have to check exponentially many corrections - it's not practical. But it can be estimated statistically. This sum is dominated by typical corrections, so we can take

$$p(e') \approx 2^{-Jh(p_b)}.$$

The term $Pr(o|e')$ can be 1 or 0, so $\sum_{e'} Pr(o|e')$ is just the expected number of corrections which passed the first j steps. We've assumed that the situation with wrong correction can be neglected - corrections agree to let say j' steps ago where was the first error not detected yet. There was presented argument that the expected number of such corrections is $m^{j'}$, so finally

$$Pr(e|o) \approx \frac{Pr(e)}{\sum_{j'=0}^{j-1} m^{j'} 2^{-Jh(p_b)}} \approx (1 - m) 2^{Jh(p_b)} p_b^{\#\{i: e_i=1\}} (1 - p_b)^{\#\{i: e_i=0\}} \quad (53)$$

That means if we've found some correction for the first J bits, which changes about Jp_b bits or less, it's quite probable that it's the proper correction. Eventually we should change some last of its bits.

It suggest simple algorithm: for given j remember allowed corrections of given length with corresponding internal state of decoder. But not all of them, only a few with the smallest number of corrected bits (more than $1/(1 - m)$). To get to $j + 1$, take all these pairs succeedingly, try to make step with different corrections of just used bits and store only given number of most probable of allowed of them. Sometimes we would have to go back, but the expected time of such algorithm should be linear with the length of message.

Let us focus now on more sophisticated and faster correction algorithm - which analyzes the whole tree of corrections it already created and while considering a new correction it tries to decode as long as it is among allowed states. In some number of steps it will get to a forbidden state - it's good moment to split between possible corrections of the part of the message from the previous split point - it will be new node of our tree as on fig. 5. Children of this node will correspond to different corrections of the previous part of the message. There are possible many correction of this fragment, but some of them are more probable - 'triangles' on the picture denotes the most probable of not considered yet for given node. The split could

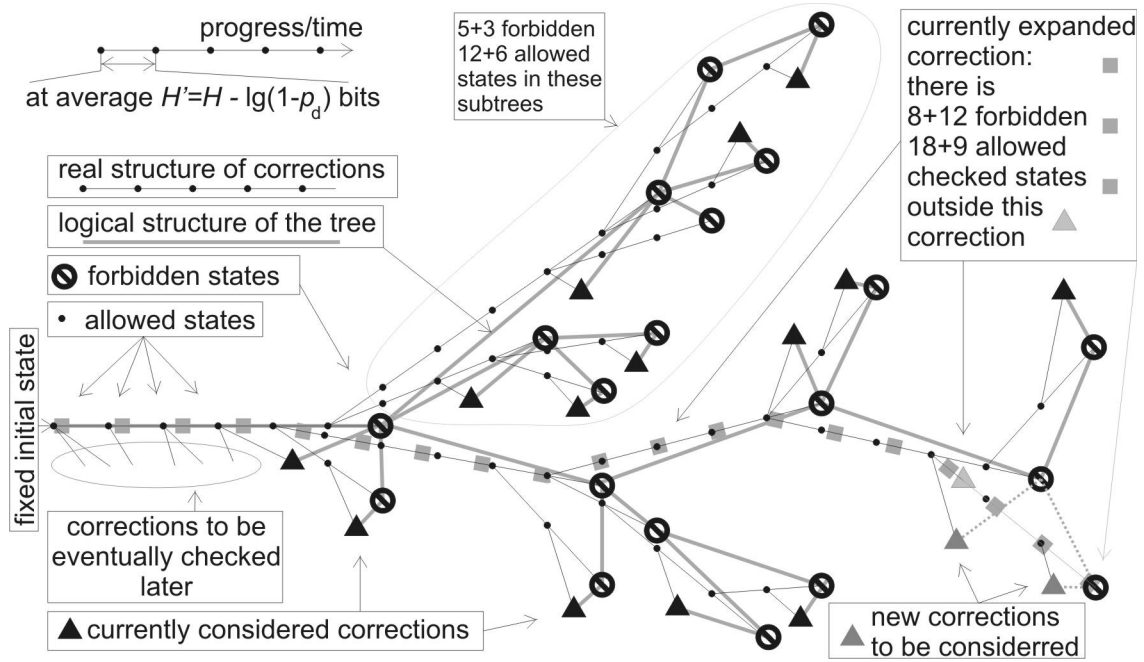


Figure 5: Correction algorithm. It will create such (pseudo) random tree. If $m < 1$ its width has expected value about $1/(1 - m)$. For $m = 1$ its width grows linearly and for $m > 1$ it would grow exponentially.

denote change of a single bit, but we will see in the next subsection that it could be better to do it as on the picture - splits correspond to all possible corrections of bits used in a single step. In each node we should store the last used correction.

The main loop of the algorithm is:

- Find the most probable correction not considered yet (one of 'triangles'),
- Try to expand it - decode until it get to a forbidden state,
- Modify the tree - create new node and at most two 'triangles' - the first for the new node and the next one to the 'triangle' used.

until we get to the final state on the end of the message.

To calculate probabilities, we should again use Bayes' formula: we know that at most one 'triangle' corresponds to the proper correction and we want to use structure of the tree to find the most probable among them. Given 'triangle' corresponds to a correction (e), so $Pr(e)$ depends only on the number of corrected and not corrected bits (52).

Let's focus on $Pr(o|e)$. Our observation is in fact the whole history of creation of the tree, but it would be difficult to use, so I'll show only how to use its current structure. We assume that this correction (e) is proper, so the states outside the

corresponding path should fulfill statistics: p_d of them are forbidden, $1 - p_d$ are allowed:

$$Pr(o|e) = p_d^{\#\text{forbidden}}(1 - p_d)^{\#\text{allowed}}$$

Finally we can assign to each 'triangle' $Pr(o|e)Pr(e)$ - it's some multiplication of powers of p_b , $1 - p_b$, p_d , $1 - p_d$. The first pair corresponds to given correction, the second to the number of forbidden/allowed states in the rest of the tree.

Observe that the number of forbidden/allowed states outside some path is the number of all forbidden/allowed states in the tree minus these in the path (only allowed ones). So dividing $Pr(o|e)Pr(e)$ by the term for the whole tree, we see that we have to maximize

$$p_b^{\#\{i:e_i=1\}} \tilde{p}_b^{\#\{i:e_i=0\}} \tilde{p}_d^{\#\text{states in this correction}} \approx \left(\tilde{p}_d^{-\frac{1}{H'}} p_b\right)^{\#\{i:e_i=1\}} \left(\tilde{p}_d^{-\frac{1}{H'}} \tilde{p}_b\right)^{\#\{i:e_i=0\}}$$

among all corrections (e) worth to consider in this moment ('triangles'). The second form is obtained from that one step corresponds to at average H' bits. The condition that $m < 1$ denotes exactly that this value increases exponentially while finding longer corrections fulfilling assumed statistics.

Because we are interested only in determining the most probable one, finally we can operate on properly normalized logarithm of this value: maximize

$$\#\{i : e_i = 0\} - \#\{i : e_i = 1\} \left(\frac{H' \lg(1 - p_b) - \lg(1 - p_d)}{\lg(1 - p_d) - H' \lg(p_b)} \right). \quad (54)$$

Created tree would quickly grow, but we see that probabilities of lower branches will become so small that we can neglect them - for example by removing whole branches or reducing them back into a single 'triangle' to be eventually expanded later.

With proper parameters the probability that on given position we get the same state twice can be neglected. But if it would accidentally happen and it looks that this state leads to the proper further correction, the best would be to ask to resend the corresponding fragment. Eventually if there would be large difference in the number of corrected bits, we could choose the one with smaller number.

9.4 Generalized block codes

In the previous two subsections we were using two correction mechanisms - that the final hash value (state of the coder) has to agree and that after an error in each step with probability p_d we will see that something was wrong. In this subsection we will use huge freedom of choice while choosing ANS coding tables to add additional error correction mechanisms known from standard block codes as on fig. 3. This mechanism allows to immediately repair simple damages and so reduces the number of possible corrections quickening the process. Finally it can be imagined as block

codes in which blocks are no longer independent, but have connected redundancy. This connection is made by the internal state of the coder.

This time p_d is rather large (at least $1/2$), so we should use larger H , for example by treating a few bits as a symbol to be encoded in one step.

The idea is to make that Hamming distances between different allowed states are at least some fixed value. For distance 2 it can be easily done by inserting additional parity check bit, for example as the one before the oldest bit (which is always 1). In this case we can just use ScD initialization for the original symbol probability distribution and then insert parity bit, use $2l$ instead of l and mark the rest (half) of states as forbidden. In this case $p_d = 1/2$.

The advantage of such distance 2 code is that if among bits of one block there is only a single error, it is detected immediately. So forbidden state denotes that there was damaged one of bits used for the last step or there was at least two errors in some previous block - the set of possible correction is smaller than previously.

We could also enforce larger Hamming distance. Observe that e.g. Hamming codes can be imagined as obtained this way: $l = 2^7$, $b = 2$, allowed states are of form '1*****', where stars are one of 2^4 codewords - each symbol representing codeword has exactly one appearance. The rest of states are forbidden. While decoding step, before bit transfer, the state is always 1, so this example is degenerated - blocks are independent.

Generally let us take K as the maximum of k_s for all allowed symbols (after rescaling) - so that bit transfer uses at most K bits. We should enforce that for each allowed state, all states with changed at most given number of bits among these youngest K positions are forbidden. In other words, if $l = 2^L$, for each oldest $L + 1 - K$ bits we should make that two allowed states has Hamming distance at least given value - creates some block code on K youngest bits.

To make the connection of redundancy works, there have to be used many essentially different block codes. We can generate them from a single one: by making XOR with some K bit mask as on fig. 3 and by using some permuting on these bits - these operations make that new codewords has still the same minimal Hamming distance.

So finally to mark allowed states, for each oldest $L + 1 - K$ bits we should choose some K bit mask to make XOR with and eventually some permutation on K bits of the original block code. Then we can distribute allowed symbols among them. To make these choices, especially when we want to make encryption simultaneously, we can use PRNG as before (initialized with the key).

References

- [1] D.A. Huffman, *A Method for the Construction of Minimum-Redundancy Codes*, Proceedings of the I.R.E., September 1952, pp 1098-1102.
- [2] J.J. Rissanen, *Generalized Kraft inequality and arithmetic coding*, IBM J. Res. Develop., vol. 20, no. 3, pp. 198-203, May 1976.
- [3] G.N.N. Martin, *Range encoding: an algorithm for removing redundancy from a digitized message*, Video and Data Recording Conf., Southampton, England, July 1979. vol. 2, pp 179-194, July 1992.
- [4] J. Duda, *Optimal encoding on discrete lattice with translational invariant constraints using statistical algorithms*, arXiv:0710.3861
- [5] M. Mahoney, Data Compression Programs web site, <http://cs.fit.edu/~mmahoney/compression/>
- [6] J. Duda, Data Compression Using Asymmetric Numeral Systems, Wolfram Demonstration Project, <http://demonstrations.wolfram.com/DataCompressionUsingAsymmetricNumeralSystems/>
- [7] M. Matsumoto, Y. Kurita, *Twisted GF2R generators*, ACM Transactions on Modeling and Computer Simulation,
- [8] Gallager, R. G., *Low Density Parity Check Codes, Monograph*, M.I.T. Press, 1963,
- [9] D. MacKay, *Information Theory, Inference, and Learning Algorithms*, Cambridge University Press (2003)