

# Asymmetric numeral systems.

Jarek Duda

*Jagiellonian University, Poland, email: dudaj@interia.pl*

## Abstract

In this paper will be presented new approach to entropy coding: family of generalizations of standard numeral systems which are optimal for encoding sequence of equiprobable symbols, into asymmetric numeral systems - optimal for freely chosen probability distributions of symbols. It has some similarities to Range Coding but instead of encoding symbol in choosing a range, we spread these ranges uniformly over the whole interval. This leads to simpler encoder - instead of using two states to define range, we need only one. This approach is very universal - we can obtain from extremely precise encoding (ABS) to extremely fast with possibility to additionally encrypt the data (ANS). This encryption uses the key to initialize random number generator, which is used to calculate the coding tables. Such preinitialized encryption has additional advantage: is resistant to brute force attack - to check a key we have to make whole initialization. There will be also presented application for new approach to error correction: after an error in each step we have chosen probability to observe that something is wrong. There will be shown argument that we should reach Shannon's limit this way and that correcting algorithm has expected linear time.

## 1 Introduction

In practice there are used two approaches for entropy coding nowadays: building binary tree (Huffman coding [1]) and arithmetic/range coding ([2],[3]). The first one approximates probabilities of symbols with powers of 2 - isn't precise. Arithmetic coding is precise. It encodes symbol in choosing one of large ranges of length proportional to assumed probability distribution ( $q$ ). Intuitively, by analogue to standard numeral systems - the symbol is encoded on the most important position. To define the actual range, we need to use two numbers (states).

We will construct precise encoding that uses only one state. It will be done by distributing symbols uniformly instead of in ranges - intuitively: place information on the least important position. Standard numeral systems are optimal for

encoding streams of equiprobable digits. Asymmetric numeral systems ([4]) is natural generalization into other, freely chosen probability distributions. If we choose uniform probability, with proper initialization we get standard numeral system.

For the binary case: Asymmetric Binary System (ABS) there are found practical formulas, which gives extremely precise entropy encoder for which probability distribution of symbols can freely change. It was show ([5]) that it can be practical alternative for arithmetic coding.

For the general case: Asymmetric Numeral Systems (ANS) instead of using formulas, we initially use pseudorandom number generator to distribute symbols with assumed statistics. The precision can be still very high, but disadvantage is that when the probability distribution changes, we have to reinitialize. The advantage is that we encode/decode a few bits in one use of the table - we get compression rates like in arithmetic coding and transfers like in Huffman coding. On [6] is available demonstration.

Another advantage is that we can use a key as the initialization of the random number generator, additionally encrypting the data. Such encryption is extremely unpredictable - uses random coding tables and hidden random variable to choose behavior and so the actual length of block. This approach is faster than standard and is much more resistant against brute force attacks.

In the last section will be presented new approach to error correction, which seems to be able to reach Shannon's limit and is still practical - has expected linear with the length of message correction time. It can be imagined as path tracking - we know starting and ending position and we want to walk between them using the proper path. When we use this path everything is fine, but when we lost it, in each step we have selected probability to became conscious of this fact. Now we can go back and try to make some correction. If this probability is chosen higher than some threshold corresponding to Shannon's limit, the number of corrections we should try doesn't longer grow exponentially and so we can easily verify that it was the proper correction.

### Very brief introduction to entropy coding

In the possibility of choosing one of  $2^n$  choices is stored  $n$  bits of information. Assume now that we can store information in choosing a sequence of bits of length  $n$ , but such that the probability of '1' is given ( $p$ ). We can evaluate the number of

such sequences using Stirling's formula  $\left(\lim_{n \rightarrow \infty} \frac{n!}{\sqrt{2\pi n} \left(\frac{n}{e}\right)^n} = 1\right)$ :

$$\binom{n}{pn} = \frac{n!}{(pn)!(\tilde{p}n)!} \approx (2\pi)^{-1/2} \frac{n^{n+1/2} e^n}{(pn)^{pn+1/2} (\tilde{p}n)^{\tilde{p}n+1/2} e^n} =$$

$$= (2\pi n p \tilde{p})^{-1/2} p^{-pn} \tilde{p}^{-\tilde{p}n} = (2\pi n p \tilde{p})^{-1/2} 2^{-n(p \lg p + \tilde{p} \lg \tilde{p})}$$

where  $\tilde{p} = 1 - p$ . So while encoding in such sequences, we can store at average

$$h(p) := -p \lg(p) - (1 - p) \lg(1 - p) \quad \text{bits of information/symbol} \quad (1)$$

That's well known formula for Shannon's entropy. In practice we usually don't know the probability distribution, but we are approximating it using some statistical analysis. The nearer it is to the real probability distribution, the better compression rates we get. The final step is the entropy coder, which uses found statistics to encode the message.

Even if we would know the probability distribution perfectly, the expected compression rate would be usually a bit larger than Shannon's entropy. One of the reason is that encoded message may contain some unnecessary correlations, but usually the most important source of such entropy increase is that entropy coders are constructed for some discrete set of probability distributions, so they have to approximate the original one.

In an event of probability  $1/n$  is stored  $\lg(n)$  bits, so generally in event of probability  $q$ , should be stored  $\lg(1/q)$  bits. This can be seen in Shannon's formula: it's average of stored bits with probabilities of events as weights.

So if we use a coder which encodes perfectly  $(q_s)$  symbol distribution to encode  $(p_s)$  symbol sequence, we would get at average  $\sum_s p_s \lg(1/q_s)$  bits per symbol. The difference between this value and the optimal one is called Kullback - Leiber distance:

$$\Delta H = \sum_s p_s \lg \left( \frac{p_s}{q_s} \right) \approx \sum_s \frac{-p_s}{\ln(2)} \left( \left( 1 - \frac{q_s}{p_s} \right) - \frac{1}{2} \left( 1 - \frac{q_s}{p_s} \right)^2 \right) \approx 0.72 \sum_s \frac{(p_s - q_s)^2}{p_s} \quad (2)$$

We have used second order Taylor's expansion of logarithm around 1. The first term vanishes and the second allow to quickly estimate how important is that entropy coder is precise.

## 2 General concept

We would like to encode an uncorrelated sequence of symbols of known probability distribution into as short as possible sequence of bits. For simplicity we will assume that the the probability distribution doesn't change in time, but it can be naturally generalized to varying distributions. The encoder will receive succeeding symbols and transform them into succeeding bits.

An symbol(event) of probability  $p$  contains  $\lg(1/p)$  bits of information - it doesn't have to be a natural number. If we just assign to each symbol a sequence of

bits like in Huffman coding, we approximate probabilities with powers of 2. If we want to get closer to the optimal compression rates, we have to be more precise. We see that to do it, the encoder have to be more complicated - use not only the current symbol, but also relate for example to the previous ones. The encoder should have some state in which is remembered unnatural number of bits of information. This state in arithmetic coder are two numbers describing the actual range.

The state of presented encoder will be one natural number:  $x \in \mathbb{N}$ . For this subsection we will forget about sending bits to output and focus on encoding symbols. So the state  $x$  in given moment is a large natural number which encodes all already processed symbols. We could just encode it as a binary number after processing the whole sequence, but because of its size it's completely impractical. In section 4 it will be shown that we can transfer the youngest bits of  $x$  to assure that it stays in the fixed range during the whole process. For now we are looking for a rule of changing the state while processing a symbol  $s$ :

$$\begin{array}{ccc}
 & \text{encoding} & \\
 (s, x) & \begin{array}{c} \longrightarrow \\ \longleftarrow \end{array} & x' \\
 & \text{decoding} & 
 \end{array} \tag{3}$$

So our encoder starts with for example  $x = 0$  and uses above rule on succeeding symbols. These rules are bijective, so that we can uniquely reverse whole process - decode the final state back into initial sequence of symbols in reversed order.

In given moment in  $x$  is stored some unnatural number of bits of information. While writing it in binary system, we would round this value up. To avoid such approximations, we will use convention that  $x$  is the possibility of choosing one of  $\{0, 1, \dots, x - 1\}$  numbers, so  $x$  contains exactly  $\lg(x)$  bits of information.

For assumed probability distribution of  $n$  symbols, we will somehow split the set  $\{0, 1, \dots, x - 1\}$  into  $n$  separate subsets - of sizes  $x_0, \dots, x_{n-1} \in \mathbb{N}$ , such that  $\sum_{s=0}^{n-1} x_s = x$ . We can treat the possibility of choosing one of  $x$  numbers as the possibility of choosing the number of subset( $s$ ) and then choosing one of  $x_s$  numbers. So with probability  $q_s = \frac{x_s}{x}$  we would choose  $s$ -th subset. We can enumerate elements of  $s$ -th subset from 0 to  $x_s - 1$  in the same order as in the original enumeration of  $\{0, 1, \dots, x - 1\}$ .

Summarizing: we've exchanged the possibility of choosing one of  $x$  numbers ( $\lg(x)$  bits) into the possibility of choosing a pair: a symbol  $s$  ( $\lg(1/q_s)$  bits) with known probability ( $q_s$ ) and the possibility of choosing one of  $x_s$  numbers ( $\lg(x_s) = \lg(x) - \lg(q_s)$  bits). This  $(x \rightleftharpoons (s, x_s))$  will be the bijective coding we are looking for.

We will now describe how to split the range. In arithmetic coding approach (Range Coding), we would divide  $\{0, \dots, x - 1\}$  into ranges. In ANS we will distribute

these subsets uniformly.

We can describe this split using **distribution function**  $D_1 : \mathbb{N} \rightarrow \{0, \dots, n-1\}$ :

$$\{0, \dots, x-1\} = \bigcup_{s=0}^{n-1} \{y \in \{0, \dots, x-1\} : D_1(y) = s\}$$

We can now enumerate numbers in these subsets by counting how many elements from the same subset was there before:

$$x_s := \#\{y \in \{0, 1, \dots, x-1\}, D_1(y) = s\} \quad D_2(x) := x_{D_1(x)} \quad (4)$$

getting bijective **decoding function**(D) and it's inverse **coding function** (C):

$$D(x) := (D_1(x), D_2(x)) = (s, x_s) \quad C(s, x_s) := x.$$

Assume that our sequence consist of  $n \in \mathbb{N}$  symbols with given probability distribution  $(q_s)_{s=0, \dots, n-1}$  ( $\forall s=0, \dots, n-1$   $q_s > 0$ ). We have to construct a distribution function and coding/decoding function for this distribution: such that

$$\forall_{s,x} \quad x_s \text{ is approximately } x \cdot q_s. \quad (5)$$

We will now show informally how essential above condition is. In section 3 and 5 will be shown two ways of making such construction.

Statistically in a symbol is encoded  $H(q) := -\sum_s q_s \lg q_s$  bits. ANS uses  $\lg(x) - \lg(x_s) = \lg(x/x_s)$  bits of information to encode a symbol  $s$  from  $x_s$  state. Analogously to (2) using second Taylor's expansion of logarithm (around  $q_s$ ), we can estimate that our encoder needs at average:

$$\begin{aligned} -\sum_s q_s \lg\left(\frac{x_s}{x}\right) &\approx -\sum_s q_s \left( \lg(q_s) + \frac{x_s/x - q_s}{q_s \ln(2)} - \frac{(x_s/x - q_s)^2}{2q_s^2 \ln(2)} \right) = \\ &= H(q) + \frac{1-1}{q_s \ln(2)} + \sum_s \frac{(x_s/x - q_s)^2}{2q_s \ln(2)} \quad \text{bits/symbol.} \end{aligned}$$

We could average

$$\frac{1}{2 \ln(2)} \sum_s \frac{q_s}{x^2} (x_s/q_s - x)^2 = \frac{1}{\ln(4)} \sum_s \frac{q_s}{x^2} (x_s/q_s - C(s, x_s))^2 \quad (6)$$

over all possible  $x_s$  to estimate how many bits/symbols we are wasting. We will do it in section 6.

### 3 Asymmetric Binary System (ABS)

It occurs that in the binary case, we can find simple explicit formula for coding/decoding functions.

We have now two symbols: "0" and "1". Denote  $q := q_1$ , so  $\tilde{q} := 1 - q = q_0$ . To get  $x_s \approx x \cdot q_s$ , we can for example take

$$x_1 := \lceil xq \rceil \quad (\text{or alternatively } x_1 := \lfloor xq \rfloor) \quad (7)$$

$$x_0 = x - x_1 = x - \lceil xq \rceil \quad (\text{or } x_0 = x - \lfloor xq \rfloor) \quad (8)$$

Now using (4):  $D_1(x) = 1 \Leftrightarrow$  there is a jump of  $\lceil xq \rceil$  after it:

$$s := \lceil (x+1)q \rceil - \lceil xq \rceil \quad (\text{or } s := \lfloor (x+1)q \rfloor - \lfloor xq \rfloor) \quad (9)$$

We've just defined **decoding** function:  $D(x) = (s, x_s)$ .

For example for  $q = 0.3$ :

$x$	0	1	2	3	4	5	6	7	8	9	10	11	12	13	14	15	16	17	18
$x_0$		0	1		2	3		4	5	6		7	8		9	10		11	12
$x_1$	0			1			2				3			4			5		

We will find coding function now: we have  $s$  and  $x_s$  and want to find  $x$ . Denote  $r := \lceil xq \rceil - xq \in [0, 1)$   
 $s := \lceil (x+1)q \rceil - \lceil xq \rceil = \lceil (x+1)q - \lceil xq \rceil \rceil = \lceil (x+1)q - r - xq \rceil = \lceil q - r \rceil$

$$s = 1 \Leftrightarrow r < q$$

- $s = 1$ :  $x_1 = \lceil xq \rceil = xq + r$   
 $x = \frac{x_1 - r}{q} = \left\lfloor \frac{x_1}{q} \right\rfloor$  because it's natural number and  $0 \leq r < q$ .

- $s = 0$ :  $q \leq r < 1$  so  $\tilde{q} \geq 1 - r > 0$   
 $x_0 = x - \lceil xq \rceil = x - xq - r = x\tilde{q} - r$

$$x = \frac{x_0 + r}{\tilde{q}} = \frac{x_0 + 1}{\tilde{q}} - \frac{1 - r}{\tilde{q}} = \left\lceil \frac{x_0 + 1}{\tilde{q}} \right\rceil - 1$$

Finally **coding**:

$$C(s, x) = \begin{cases} \left\lceil \frac{x+1}{1-q} \right\rceil - 1 & \text{if } s = 0 \\ \left\lfloor \frac{x}{q} \right\rfloor & \text{if } s = 1 \end{cases} \quad \left( \text{or} = \begin{cases} \left\lfloor \frac{x}{1-q} \right\rfloor & \text{if } s = 0 \\ \left\lceil \frac{x+1}{q} \right\rceil - 1 & \text{if } s = 1 \end{cases} \right) \quad (10)$$

For  $q = 1/2$  it's usual binary system (with switched digits).

## 4 Stream coding/decoding

We can encode now into large natural numbers ( $x$ ). We would like to use ABS/ANS to encode data stream - into potentially infinite sequence of digits(bits) with expected uniform distribution. To do it we can sometimes transfer a part of information from  $x$  into a digit from a standard numeral system to enforce  $x$  to stay in some fixed range ( $I$ ).

### 4.1 Algorithm

Let us choose that the data stream will be encoded as  $\{0, \dots, b-1\}$  *digits* - in standard numeral system of base  $b \geq 2$ . In practice we should mainly use the binary system ( $b = 2$ ), but thanks of this general approach, we can for example use  $b = 2^8$  to transfer whole byte at once. Symbols contain correspondingly  $\lg(1/q_s)$  bits of information. When they cumulate into  $\lg b$  bits, we will transfer full digit to/from output, moving  $x$  back to  $I$  (*bit transfer*).

Observe that taking interval in form ( $l \in \mathbb{N}$ ):

$$I := \{l, l+1, \dots, bl-1\} \quad (11)$$

for any  $x \in \mathbb{N}$  we have exactly one of three cases:

- $x \in I$  or
- $x > bl-1$ , then  $\exists!_{k \in \mathbb{N}} \lfloor x/b^k \rfloor \in I$  or
- $x < l$ , then  $\forall_{(d_i) \in \{0, \dots, b-1\}^{\mathbb{N}}} \exists!_{k \in \mathbb{N}} xb^k + d_1b^{k-1} + \dots + d_k \in I$ .

We will call such intervals ***b*-unique**: starting from any natural number  $x$ , after eventual a few reductions ( $x \rightarrow \lfloor x/b \rfloor$ ) or placing a few youngest digits in  $x$  ( $x \rightarrow xb + d_t$ ) we would finally get into  $I$  in unique way.

For some interval( $I$ ), define

$$I_s = \{x : C(s, x) \in I\}, \quad \text{so that } I = \bigcup_s C(s, I_s). \quad (12)$$

Define **stream decoding**:

```
{(s, x)=D(x);
  use s;           (for example to generate symbol)
  while(x ∉ I)  x=xb+'digit from input' }
```

**Stream coding(s):**  
 {while( $x \notin I_s$ )  
   {put mod( $x, b$ ) to output;  $x = \lfloor x/b \rfloor$ }  
 $x = C(s, x)$  }

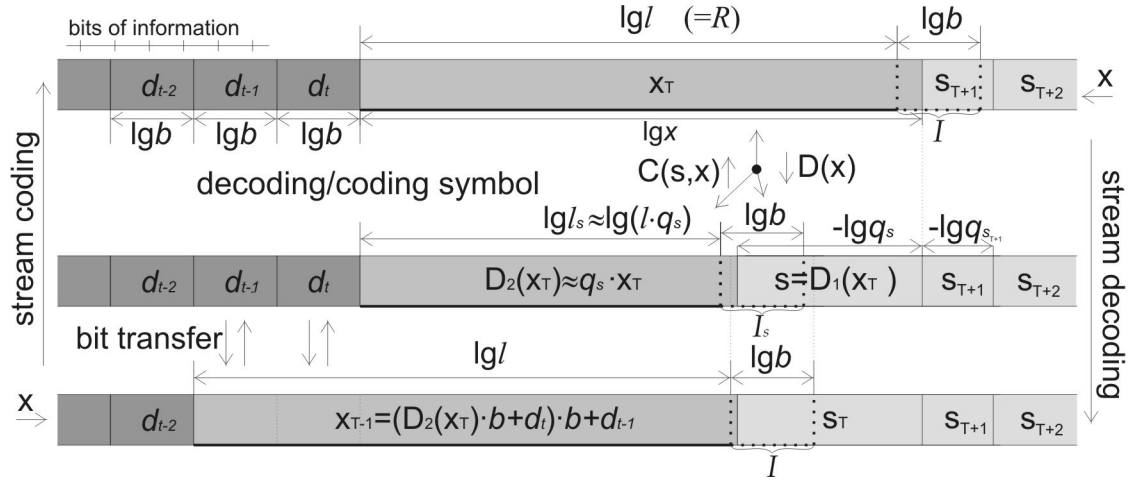


Figure 1: Stream coding/decoding

We need that above functions are ambiguous reverses of each other. Observe that we would have it iff  $I_s$  for  $s = 0, \dots, n - 1$  and  $I$  are  $b$ -unique:

$$I = \{l, \dots, lb - 1\} \quad I_s = \{l_s, \dots, l_s b - 1\} \quad (13)$$

for some  $l, l_s \in \mathbb{N}$ .

We have:  $\sum_s l_s(b - 1) = \sum_s \#I_s = \#I = l(b - 1)$ .  
 Remembering that  $C(s, x) \approx x/q_s$ , we finally have:

$$l_s \approx l q_s \quad \sum_s l_s = l. \quad (14)$$

We will look at the behavior of  $\log_b x$  while stream coding  $s$  now:

$$\lg x \rightarrow \approx \lg x + \lg(1/q_s) \quad (\text{modulo } \lg(b)) \quad (15)$$

We have three possible sources of random behavior of  $x$ :

- we choose one of symbol (behavior) in statistical(random) way,
- usually  $\frac{\lg q_s}{\lg b}$  are irrational,
- $C(s, x)$  is near but not exactly  $x/q_s$ .

It suggests that  $\lg x$  should cover uniformly possible space, what agrees with statistical simulations. That means that the probability of visiting given state  $x$  should be approximately proportional to  $1/x$ . We will focus on it in section 6.



## 4.2 Analysis of a single step

Let's concentrate on a single stream coding step. Choose some  $s \in \{0, \dots, n-1\}$ . Among  $l(b-1)$  states of  $I = \{l, \dots, lb-1\}$  we have  $l_s(b-1)$  appearances of symbol  $s$ .

While choosing  $l_s$  we are approximating probabilities. So to simplify further analysis, let us assume for the rest of the paper:

$$q_s = \frac{l_s}{l} \quad (16)$$

Let us introduce for  $q_s$  fractional and integer part:

$$c_s := \{\log_b(q_s)\} \in [0, 1) \quad k_s := -\lfloor \log_b(q_s) \rfloor \in \mathbb{N}^+ \quad (17)$$

$$\log_b(1/q_s) = k_s - c_s \quad 1 \leq b^s b^{k_s} = b^{c_s} < b \quad (18)$$

where  $\{z\} = z - \lfloor z \rfloor$  is the fractional part.

Now if would introduce new variable:

$$y := \log_b\left(\frac{x}{l}\right) \quad (19)$$

we would have that one coding step is approximately  $y \rightarrow \approx \{y - c_s\}$ .

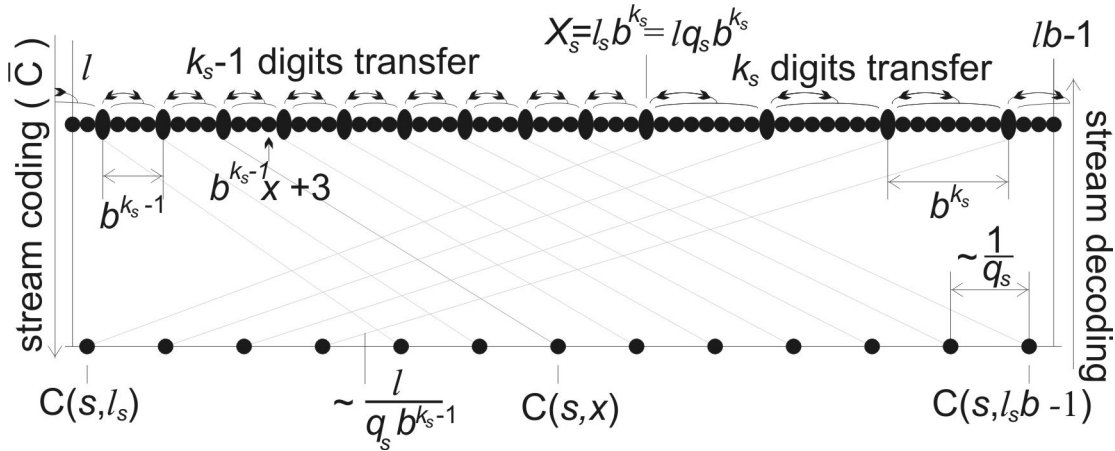


Figure 2: Example of stream coding/decoding step for  $b = 2$ ,  $k = 3$ ,  $l_s = 13$ ,  $l = 9 \cdot 4 + 3 \cdot 8 + 6 = 66$ ,  $q_s = 13/66$ ,  $x = 19$ ,  $b^{k_s-1}x + 3 = 79 = 66 + 2 + 2 \cdot 4 + 3$ .

The situation will look like on fig. 2:

- The bit transfer makes that states denoted by circles will behave just like the state denoted by ellipse on their left. The difference between them is in transferred digits.

- The number of transferred digits has maximally two possibilities differentiating by 1:  $k_s - 1$  and  $k_s$

$$k_s \text{ is the only number such that } \lfloor (lb - 1)/b^{k_s} \rfloor \in I_s$$

When  $q_s$  is near some integer power of  $b$  ( $q_s \approx b^{-k_s}$ ), we can have a situation that we always transfer  $k_s$  digits, but it can be treated as a special case of the first one ( $X_s = l$ ).

- The states denoted by ellipses are multiplicities of correspondingly  $b^{k_s-1}$  or  $b^{k_s}$ . So if  $l$  is not a natural power of  $b$ , there can be some states before the first multiplicity of  $b^{k_s-1}$ . They correspond to the last multiplicity of  $b^{k_s}$ .

Let's assume for simplicity, that

$$L := \log_b(l) \in \mathbb{N} \quad (20)$$

so the first state on the picture is ellipse.

With this assumption we can have special case from the previous point, that always  $k$  digits are transferred, if and only if  $q_s = b^{-k_s}$ .

We assume also that we have some appearances of each symbol, so  $L \geq k_s$ .

- The states before the step (the top of the picture) can be divided into two ranges - on the left or right of some boundary value

$$X_s := \max\{x : C(s, \lfloor x/b^{k_s-1} \rfloor) < lb\} = \min\{D_2(x) : D_1(x) = s, x \geq l\}$$

On the left of this value we transfer  $k - 1$  digits (can be degenerated), on the right we transfer  $k$  digits.

From  $l_s(b - 1)$  ellipses,  $\frac{X_s - l}{b^{k_s-1}}$  are on the left,  $\frac{lb - X_s}{b^{k_s}}$  are on the right of  $X_s$ :

$$l_s(b - 1)b^{k_s} = (X_s - l)b + lb - X_s = (b - 1)X_s$$

We got exact formula:

$$l \leq X_s = l_s b^{k_s} = l q_s b^{k_s} = l b^{c_s} < lb \quad (21)$$

Intuitively the position of this boundary corresponds to the inequality

$$b^{-k_s} \leq q_s < b^{-k_s+1}.$$

- While the situation on the top of the picture (before coding step) was fully determined by  $l$  and  $q_s$ , the distribution on the bottom (after) has full freedom: is made by choosing the distribution function.

This time we have the boundary value:  $C(\lceil \frac{l}{b^{k_s-1}} \rceil) \approx \frac{l}{b^{k_s-1} q_s}$ .

Finally the change of state after one step of stream coding  $\bar{C}_s : I \rightarrow I$  is:

$$\bar{C}_s(x) := \begin{cases} C(s, \lfloor \frac{x}{b^{k_s-1}} \rfloor) & \text{for } x < X_s \\ C(s, \lfloor \frac{x}{b^{k_s}} \rfloor) & \text{for } x \geq X_s \end{cases} = C(s, \lfloor x/b^{k_s} - [x < X_s] \rfloor) \approx \frac{x}{q_s b^{k_s} - [x < X_s]} \quad (22)$$

we will use notation  $[x < X_s] := \begin{cases} 1 & \text{for } x < X_s \\ 0 & \text{for } x \geq X_s \end{cases}$ .

## 5 Asymmetric Numeral Systems(ANS)

In the general case: encoding a sequence of symbols with probability distribution  $1 > q_0, \dots, q_{n-1} > 0$  for some  $n > 2$ , we could divide the selection of symbol into a few binary choices and just use ABS. In this section we will see that we can also encode such symbols straightforward. Unfortunately I couldn't find practical explicit formulas for  $n > 2$ , but we can calculate coding/decoding functions while the initialization, making processing of the data stream extremely fast. The problem is that we rather cannot table all possible probability distributions - we have to initialize for a few of them and eventually reinitialize sometimes.

This time we fix the range we are working on ( $I = \{l, \dots, bl - 1\}$ ), so in fact we are interested at stream coding/decoding functions only on this set. They are determined by distribution of symbols:  $(b-1)l_s$  appearances of symbol  $s$ . This way we are approximating the probabilities. As it was already said - we will assume:  $q_s = \frac{l_s}{l}$ . The exact probability will be denoted from now  $q'_s$ . So we have  $|q_s - q'_s| \approx \frac{1}{2l}$ .

### 5.1 Precise coder

We will now construct precise coder in similar way as for the binary case.

Denote  $N_s := \{\frac{i}{q_s} : i \in \mathbb{N}^+\}$ .

They looks to be good approximation of positions of symbols in the distribution function. We have only to move them into some positions of natural numbers. Intuition says that to choose symbols, we should take succeedingly the smallest element which hasn't been chosen yet from these sets.

Observe that  $\#N_s \cap [0, x] = \lfloor xq_s \rfloor$ , but  $\sum_s \lfloor xq_s \rfloor \leq x$ . So if we would use just proposed algorithm, while choosing a symbol for given  $x$ , at least  $\lfloor xq_s \rfloor$  appearances of each symbol has already appeared:  $\forall_s x_s \geq \lfloor xq_s \rfloor$ .

For  $x$  being a natural multiplicity of  $l$  we get equalities instead. To generally bound  $x_s$  from above, observe that because the fractional parts of  $xq_s$  sums to a natural number, we have  $\sum_s \lfloor xq_s \rfloor \geq x - n + 1$ .

Finally, because  $\sum_s x_s = x$ , we get:

$$\lfloor xq_s \rfloor \leq x_s \leq \lfloor xq_s \rfloor + n - 1 \quad \Rightarrow \quad x_s - xq_s \in (-1, n - 1] \quad (23)$$

Numerical simulations suggest that there are probability distributions for which we cannot improve this pessimistic evaluation, but in practice  $|x_s - xq_s|$  is usually smaller than 1.

To implement this algorithm, in each step we have to find the smallest of  $n$  numbers. Assume we have implemented some priority queue, for example using a heap. Besides initialization it has two instructions: `put((y, s))` inserts  $(y, s)$  pair into the queue, `getmin` removes and returns pair which is the smallest with  $(y, s) \leq (y', s') \Leftrightarrow y \leq y'$  relation.

**Precise initialization:**

```
For s = 0 to n - 1 do {put( (1/q_s, s) ); x_s = l_s};
For x = l to bl - 1 do
  {(y, s)=getmin; put((y + 1/q_s, s));
   D[x]=(s, x_s) or C[s, x_s]=x
   x_s++};
```

## 5.2 Selfcorrecting diffusion (ScD)

We will focus now on a bit less precise, but faster statistical initialization method: fill the table of size  $(b - 1)l$  with proper number of appearances of symbols and for succeeding  $x$  take symbol of random number from this table, reducing the table. So on the beginning it will behave like a diffusion, but it will correct itself while approaching the end.

Another advantage of this approach is that after fixing  $(l_s)$ , we still have huge (exponential in  $\#I$ ) number of possible coding functions - we can choose one using some key, additionally encrypting the data.

**Initialization:**

```
m=(b-1)l; symbols = ( $\overbrace{0, 0, \dots, 0}^{(b-1)l_0}$ ,  $\overbrace{1, 1, \dots, 1}^{(b-1)l_1}$ ,  $\dots$ ,  $\overbrace{n-1, \dots, n-1}^{(b-1)l_{n-1}}$ );
For s = 0 to n - 1 do x_s = l_s;
For x = l to bl - 1 do
  {i=random natural number from 1 to m;
   s=symbols[i]; symbols[i]=symbols[m]; m--;
   D[x]=(s, x_s) or C[s, x_s]=x
   x_s++}
```

Where we can use practically any deterministic pseudorandom number generator, like Mersenne Twister([7]) and use eventual key for its initialization.

It will be precise on the beginning and the end but generally impreciseness will

be larger. We will analyze it now. While selecting some symbol  $s$ , we can divide symbols into two groups: this symbol and the rest. So we can restrict to simplified model:

**Model:** We have  $N$  distinguishable numbers:  $L$  copies of '1' and  $N - L$  copies of '0'. What is the probability that if we choose  $M$  of them, there will be  $K$  of '1'?

$K$  copies in  $M$  symbols can be distributed in  $\binom{M}{K}$  ways. After choosing one, its copies of '1' are distributed in  $L(L - 1) \dots (L - K + 1)$  ways, of '0' in  $(N - L) \dots (N - L - (M - K) + 1)$  ways. The number of all such sequences is  $N(N - 1) \dots (N - M + 1)$ , so the probability we are looking for is:

$$P_{N,M,L}(K) = \binom{M}{K} \frac{L!}{(L - K)!} \frac{(N - L)!}{(N - L - M + K)!} \frac{(N - M)!}{N!} = \binom{M}{K} \binom{N - M}{L - K} / \binom{N}{L}$$

For this derivation denote the expected value  $q := \frac{L}{N}$ .

This probability distribution should be gaussian like with maximum in  $\frac{K}{M} \approx q$ . To approximate it's width, we can use Newton's symbol approximation from the introduction:

$$\log_2(P_{N,M,L}(K)) \approx Mh\left(\frac{K}{M}\right) + (N - M)h\left(\frac{L - K}{N - M}\right) - Nh(q)$$

Because we are interested only in some approximation of width of the gaussian, we have omitted terms with square root - they are corresponding mainly to probability normalization. This formula has the only maximum in  $K = Mq$  as expected. Expanding around this point up to second Taylor's term, we get

$$P_{N,M,L}(K) \approx \exp\left(-\frac{1}{2Mq\tilde{q}} \frac{N}{N - M} \left(\frac{K}{M} - q\right)^2\right) \quad (24)$$

We get mean derivative  $\sigma = \sqrt{Mq\tilde{q}(1 - M/N)}$ .

This result agrees well exact numerical calculations. Observe that without  $(1 - M/N)$  term, it would be just the formula from central limit theorem for the binomial distribution ( $P('1') = q$ ).

So as expected: for small  $M$  we have diffusion like behavior, but this term makes that with  $M \rightarrow N$  we approach the expected value.

Returning to the algorithm,  $N = (b - 1)l$ ,  $M = x - l$ ,  $L = (b - 1)l_s$ ,  $K = x_s - l_s$ :

$$x_s - l_s \approx (x - l)q_s \pm \sqrt{(x - l)q_s\tilde{q}_s \left(1 - \frac{x - l}{(b - 1)l}\right)}$$

$$x - \frac{x_s}{q_s} \approx \pm \sqrt{\frac{\tilde{q}_s}{(b - 1)l_s} (x - l)(bl - x)} \quad (25)$$

The mean derivative is a square root of parabola with zeros in  $l$  and  $bl$  as expected. The maximum of this parabola - the largest expected impreciseness will be  $\sqrt{\frac{\tilde{q}_s(b-1)}{4q_s}}l$  for  $x = l(b+1)/2$ . It grows with square root of  $l$ .

Modern pseudorandom number generators are practically unpredictable, so the ANS initialization would be. It chooses for each  $x \in I$  different random local behavior, making the state practically unpredictable hidden variable.

Encryption based on ANS instead of making calculation while taking succeeding blocks as standard ciphers, makes all calculations while initialization - processing of the data is much faster: just using the tables. Another advantage of such preinitialized cryptosystem is that it's more resistant to brute force attacks - while taking a new key to try we cannot just start decoding as usual, but we have to make whole initialization earlier, what can take as much time as the user wanted. We will focus on it in section 8.

## 6 Statistical analysis

In this section we will try to understand, calculate some properties of presented coders. From construction they have some more or less random behavior and they process some more or less random data so we can usually make only some rough evaluations which occurs to agree well with numerical simulations.

For a given coder, let us define function which measure it's *impreciseness*:

$$\epsilon_s(x) = C(s, x) - x/q_s \quad (26)$$

For precise coders usually  $|\epsilon_s(x)| < 1$ , for ScD it can be estimated by (25). We have to connect it with the stream version (22): introduce  $\bar{\epsilon}_s(x)$ , such that

$$\bar{C}_s(x) := C(s, \lfloor x/b^{k_s} - [x < X_s] \rfloor) = \frac{x}{q_s b^{k_s - [x < X_s]}} + \bar{\epsilon}_s(x) \quad (27)$$

$$\bar{\epsilon}_s(x) := \begin{cases} \bar{C}_s(x) - \frac{x}{q_s b^{k_s - 1}} & = \epsilon_s(\lfloor \frac{x}{b^{k_s - 1}} \rfloor) - \frac{1}{q_s} \left( \frac{x}{b^{k_s - 1}} - \lfloor \frac{x}{b^{k_s - 1}} \rfloor \right) & \text{for } x < X_s \\ \bar{C}_s(x) - \frac{x}{q_s b^{k_s}} & = \epsilon_s(\lfloor \frac{x}{b^{k_s}} \rfloor) - \frac{1}{q_s} \left( \frac{x}{b^{k_s}} - \lfloor \frac{x}{b^{k_s}} \rfloor \right) & \text{for } x \geq X_s \end{cases}$$

$$\bar{\epsilon}_s(x) = \epsilon_s \left( \left\lfloor \frac{x}{b^{k_s - [x < X_s]}} \right\rfloor \right) - \frac{1}{q_s} \left\{ \frac{x}{b^{k_s - [x < X_s]}} \right\}. \quad (28)$$

These equation suggest to change variable as previously:

$$y := \log_b(x) - \log_b(l) \in [0, 1], \quad \tilde{I} := \log_b(I) - \log_b(l) \subset [0, 1], \quad x = lb^y \quad (29)$$

Now our stream coding function will be  $\tilde{C}_s : \tilde{I}_s \rightarrow \tilde{I}_s$  with  $Y_s := \log_b(X_s) - \log_b(l)$ . Observe that this approximated equation can be thought as  $\tilde{C}_s(y) \approx \{y - c_s\}$ .

Introduce  $\tilde{\epsilon}_s(y)$  analogously as before:

$$\tilde{C}_s(y) =: \begin{cases} y - c_s + 1 + \tilde{\epsilon}_s(y) & \text{for } y < Y_s \\ y - c_s + \tilde{\epsilon}_s(y) & \text{for } y \geq Y_s \end{cases} \quad (30)$$

Let us connect  $\tilde{\epsilon}_s(y)$  with  $\bar{\epsilon}_s(y)$  and  $\epsilon_s(y)$ . For  $y \geq Y_s$ :

$$\begin{aligned} \tilde{\epsilon}_s(y) &= \tilde{C}_s(y) - y + c_s = \log_b(\bar{C}_s(lb^y)) - \log_b l - y + c_s = \\ &= \log_b\left(\frac{lb^y}{q_s b^{k_s}} + \bar{\epsilon}_s(lb^y)\right) - \log_b l - y + c_s \approx \\ &\approx \log_b\left(\frac{lb^y}{q_s b^{k_s}}\right) + \frac{q_s b^{k_s}}{lb^y \ln(b)} \bar{\epsilon}_s(lb^y) - \log_b l - y + c_s = \frac{b^{c_s}}{l \ln(b)} \frac{1}{b^y} \bar{\epsilon}_s(lb^y) \end{aligned}$$

where we have used the first Taylor expansion of logarithm.

Making similar calculation for  $y < Y_s$  case, we finally get ( $lb^y = x$ ):

$$\tilde{\epsilon}_s(y) \approx \begin{cases} \frac{b^{c_s-1}}{\ln(b)} \frac{1}{lb^y} \left( \epsilon_s\left(\frac{lb^y}{b^{k_s-1}}\right) - \frac{1}{q_s} \left\{ \frac{lb^y}{b^{k_s-1}} \right\} \right) & \text{for } y < Y_s \\ \frac{b^{c_s}}{\ln(b)} \frac{1}{lb^y} \left( \epsilon_s\left(\frac{lb^y}{b^{k_s}}\right) - \frac{1}{q_s} \left\{ \frac{lb^y}{b^{k_s}} \right\} \right) & \text{for } y \geq Y_s \end{cases} \quad (31)$$

## 6.1 Probability distribution of the states

We can now consider probability distribution among states our stream coder/decoder should asymptotically obtain while processing long stream of symbols/digits.

While processing some data, the state changes in some very complicated and randomly looking way. Let's remind its three sources:

- Asymmetry (the strongest) - different symbols have usually different probability and so changes the state in completely different way. This choice of symbol/behaviour depends on local symbol distribution, which looks also randomly. Analogously while decoding, starting from different state, transferred bits denotes completely different behavior,
- Uniform covering - usually  $c_s = \{\log_b(q_s)\}$  are irrational, so by making  $y \rightarrow \approx \{y - c_s\}$  steps, intuitively we should cover  $[0, 1)$  range uniformly,
- Diffusion -  $C(s, x)$  is near, but not exactly  $x/q_s$  ( $\epsilon \neq 0$ ), so we have some additional, randomly looking motion around the expected state from two previous points.

These points strongly suggest that the state practically behaves as random variable. So for example starting from any state, we should be able to reach any other.

Unfortunately there can be found some pathological examples: in which all  $\log_b(q_s)$  are rational numbers and we use precise initialization, so that we stay in some proper subset of  $I$ :

$$I = \{4, 5, 6, 7\}, \quad n = 2, \quad l_0 = l_1 = 2, \quad \bar{C}_0(4) = \bar{C}_0(5) = 4, \quad \bar{C}_1(4) = \bar{C}_1(5) = 5$$

I couldn't find qualitatively more complicated examples, but if it accidentally happen the coder will still work as entropy coder, but with a bit different expected probability distribution of symbols - worse compression rate.

We can make natural **assumption(\*)** for the rest of the paper that:

For each two states  $x, x' \in I$ , there is a sequence of symbols  $(s_1, \dots, s_m)$  which makes that we go from  $x$  to  $x' : \bar{C}_{s_m}(\dots(\bar{C}_{s_1}(x))) = x'$ .

Assume now that we want to use the coder with a sequence of symbols with given probability distribution  $(p_s)_{s=0, \dots, n-1}$  such that  $\forall_s 1 > p_s > 0$ . So if in a given moment the coder is in state  $x$ , after one step with probability  $p_s$  it will be in  $\bar{C}_s(x)$  state. It can be imagined as Markov's process. Now the assumption(\*) means that its stochastic matrix is irreducible - from Frobenius-Perron theorem we know that there is a unique limit probability distribution among states:

$$P : I \rightarrow (0, 1), \quad \sum_x P(x) = 1 : \quad \forall_{x, y \in I} P(x) = \sum \{P(y)p_s : \bar{C}_s(y) = x\} \quad (32)$$

To obtain a good understanding of the coding process, we should find a good general approximation of this probability distribution. The details of such process are extremely complicated, so to compete with this problem we should find as simple equations as possible - use logarithmic form  $y = \log_b(x/l)$ .

$\tilde{I}$  is difficult to handle subset of  $[0, 1]$ , so to work with probability on this set, we should use probability distribution function: nondecreasing function  $\mathcal{D} : [0, 1] \rightarrow [0, 1]$ , fulfilling  $\mathcal{D}(0) = 0$ ,  $\mathcal{D}(1) = 1$ :

$$\mathcal{D}(y) := \text{probability of being in state less or equal than } y = \sum_{x=l}^{lb^y} P(x) \quad (33)$$

It describes stationary distribution of coding process iff

$$\mathcal{D}(y) = \sum_s p_s \begin{cases} \mathcal{D}(\tilde{C}_s(y)) - \mathcal{D}(\tilde{C}_s(0)) & \text{for } y < Y_s \\ (\mathcal{D}(1) - \mathcal{D}(\tilde{C}_s(0))) + (\mathcal{D}(\tilde{C}_s(y)) - \mathcal{D}(0)) & \text{for } y \geq Y_s \end{cases}$$

$$\mathcal{D}(y) = \sum_s p_s \begin{cases} \mathcal{D}(y - c_s + 1 + \tilde{c}_s(y)) - \mathcal{D}(0 - c_s + 1 + \tilde{c}_s(0)) & \text{for } y < Y_s \\ \mathcal{D}(y - c_s + \tilde{c}_s(y)) - \mathcal{D}(0 - c_s + 1 + \tilde{c}_s(0)) + 1 & \text{for } y \geq Y_s \end{cases}$$



We see that for  $\tilde{\epsilon} = 0$ , the unique solution is  $\mathcal{D}(y) = y$  for  $y \in [0, 1]$ . It's idealized solution - in practice we have some discrete set of states, so  $\mathcal{D}$  cannot even be continuous.  $\tilde{\epsilon}$  is some very small randomly behaving function having different signs and it is somehow averaged in above equations, so intuitively  $\mathcal{D}$  should be near this idealized solution. Unfortunately I wasn't able to prove it, but numerical simulations shows that this correction is in practice much smaller than  $\tilde{\epsilon}$ .

If we return to the original states, this approximation says that

$$P(x \leq x') \approx \log_b(x/l).$$

Differentiating it we get that  $P(x)$  is approximately proportional to  $1/x$ . We will use it for further calculations.

To work with  $1/x$  sequences we can use well known harmonic numbers:

$$\mathcal{H}(n) := \sum_{i=1}^n \frac{1}{i} = \gamma + \ln(n) + \frac{1}{2}n^{-1} - \frac{1}{12}n^{-2} + \frac{1}{120}n^{-4} + O(n^{-6}) \quad (34)$$

where  $\gamma = 0.5772156649\dots$ . Using this formula we can easily find the normalization coefficient  $\mathcal{N}$ :

$$\frac{1}{\mathcal{N}} = \sum_{x=l}^{bl-1} \frac{1}{x} = \mathcal{H}(bl-1) - \mathcal{H}(l-1) \approx \ln(b)$$

For the rest of the paper we will use

$$P(x) \approx \frac{\mathcal{N}}{x} \quad (35)$$

approximation. We can calculate the probability that while encoding symbol  $s$  we will transfer  $k_s - 1$  digits:

$$P(x < X_s) \approx \mathcal{N}(\mathcal{H}(X_s - 1) - \mathcal{H}(l - 1)) \approx \frac{1}{\ln(b)} \ln(b^{k_s} q_s) = c_s \quad (36)$$

We can also define the expected value of some functions while coding/decoding process:

$$\langle f(x) \rangle = \sum_{x \in I} P(x) f(x) \approx \frac{1}{\ln(b)} \sum_{x \in I} \frac{P(x)}{x} \quad (37)$$

Numerical simulations shows that they are usually very good approximations.

## 6.2 Evaluation of the compression rate

Using constructed coders we can get as near Shannon's entropy as we need. In this subsection we will evaluate this distance. It is very sensitive to parameters, so the evaluations will be very rough - only to find general dependence on the main

parameters.

Having probability distribution of the states, we can now use (6) formula

$$\Delta H \approx \left\langle \frac{1}{\ln(4)} \sum_s \frac{q_s}{x^2} (\bar{\epsilon}_s(x))^2 \right\rangle \quad (38)$$

Impreciseness of our encoder is more or less random and we can only estimate its expected values, so for this estimation we can treat  $\frac{q_s}{x^2}$  and  $(\bar{\epsilon}_s(x))^2$  as independent variables. It would also allow to separate compression rate losses into which comes from  $l, b$  parameters only and caused by impreciseness of the coder.

$$\left\langle \frac{1}{\ln(4)} \sum_s \frac{q_s}{x^2} \right\rangle \approx \frac{\mathcal{N}}{\ln(4)} \sum_{s,x} \frac{1}{x} \frac{q_s}{x^2} \approx \frac{\mathcal{N}}{\ln(4)} \sum_s q_s \int_l^{lb} x^{-3} dx \approx \frac{1}{l^2} \frac{b^2 - 1}{b^2} \frac{1}{\ln(b) \ln(4)} \quad (39)$$

For the precise initialization  $\langle \sum_s q_s (\bar{\epsilon}_s(x))^2 \rangle$  intuitively shouldn't depend strongly on  $l, b$  parameters, but rather on  $n$  and probability distribution. Pessimistically using (23) we can bound it from above by  $n^2$ , but in practice it's usually smaller than  $n$ .

Let's focus on ScD initialization now. The term with fractional part of  $\bar{\epsilon}$  is much smaller than the main source of imperfection, so we can omit it.

$$\begin{aligned} \langle \sum_s q_s (\bar{\epsilon}_s(x))^2 \rangle &\approx \left\langle \sum_s \frac{\tilde{q}_s}{(b-1)l} \left( \frac{x}{q_s b^{k_s - \lceil x/X_s \rceil}} - l \right) \left( bl - \frac{x}{q_s b^{k_s - \lceil x/X_s \rceil}} \right) \right\rangle \approx \\ &\approx \mathcal{N} \sum_s \frac{\tilde{q}_s}{(b-1)l} \int_l^{bl} \left( \frac{1}{q_s b^{k_s - \lceil x/X_s \rceil}} - \frac{l}{x} \right) \left( bl - \frac{x}{q_s b^{k_s - \lceil x/X_s \rceil}} \right) dx = \\ &= \mathcal{N} \sum_s \frac{\tilde{q}_s}{(b-1)l} l^2 \left( \frac{b^2-1}{2} + (b-1) \ln(l) - b \ln(b) \right) \approx l(n-1) \left( \frac{b+1}{2 \ln(b)} + \log_b(l) - \frac{b}{b-1} \right) \end{aligned}$$

Usually the largest is the term with  $\log_b(l)$ , so finally

$$\Delta H \approx \frac{\log_b(l)}{l} \frac{b^2 - 1}{b^2} \frac{n - 1}{\ln(4) \ln(b)} \quad (40)$$

Comparing to numerical simulations these estimations are very pessimistic: we get many times (like 10-100) smaller value, but general behavior  $\log(l)/l$  looks to be fulfilled.

To summarize: in practice we rarely require that the coder is worse than optimal than e.g. 1/1000 which can be get using  $l/n$  being usually below 100 for ScD initialization.

### 6.3 Probability distribution of digits and symbols

The fact that smaller number of states are more probable unfortunately makes that produced sequences aren't exactly uniform uncorrelated sequences, what would be

expected for example if we would like to use ANS in cryptography. We will analyze it briefly now and in the next section will be shown how to correct it.

First of all let us assume that we are coding some sequence of symbols to produce sequence of digits. Look on fig. 2. The last transferred digit says in which subrange of states indistinguishable after bit transfer we are. So the the fact that  $P(x)$  is generally decreasing, makes that it's a bit more probable that this last transferred digit is 0. Let's estimate this probability to see how it depends on parameters.

Using  $\mathcal{D}(x) \approx \log_b(x) - \log_b(l)$ , we get that the probability of this last (while coding)/first (while decoding) digit is 0:

$$\begin{aligned} & \sum_{i=0}^{(X_s-l)/b^{k_s-1}-1} \mathcal{D}(l + ib^{k_s-1} + b^{k_s-2} - 1) - \mathcal{D}(l + ib^{k_s-1} - 1) \approx \\ & \approx \sum_{i=0}^{(X_s-l)/b^{k_s-1}-1} \frac{b^{k_s-2}}{(l+ib^{k_s-1}) \ln(b)} = \frac{1}{b \ln(b)} \sum_{i=0}^{(X_s-l)/b^{k_s-1}-1} \frac{1}{i+l/b^{k_s-1}} = \\ & = \frac{1}{b \ln(b)} (\mathcal{H}(X_s/b^{k_s-1} - 1) - \mathcal{H}(l/b^{k_s-1} - 1)) \approx \frac{1}{b} \log_b \left( \frac{X_s/b^{k_s-1}-1}{l/b^{k_s-1}-1} \right) = \\ & = \frac{1}{b} \log_b \left( \frac{q_s b^{k_s} - b^{k_s-1}/l}{1-b^{k_s-1}/l} \right) \approx \frac{1}{b} \log_b \left( q_s b^{k_s} + \frac{b^{k_s-1}}{l} (q_s b^{k_s} - 1) \right) \approx \frac{c_s}{b} + \frac{1}{l q_s b^2 \ln(b)} (q_s b^{k_s} - 1) \end{aligned}$$

where we've used  $\mathcal{D}(x+h) - \mathcal{D}(x) \approx h \mathcal{D}'(x)$  and the simplest approximation for harmonic numbers. We could get constant a few times smaller if we would take better approximation of harmonic numbers and the derivative in the middle of the range. If we are interested only in general parameters dependency, presented approximation is good enough.

In the second range probability distribution of states decreases slower but ranges are larger. Analogous calculation gives  $\frac{1-c_s}{b} + \frac{1}{l q_s b^2 \ln(b)} (b - q_s b^{k_s})$ .

If we sum these values, we get that while encoding symbol  $s$ , probability that the last digit while bit transfer will be 0 is  $\frac{1}{b} + \frac{b-1}{l q_s b^2 \ln(b)}$ .

If we average obtained correction over all possible symbols, we get that probability is larger than uniform digit distribution by approximately

$$\frac{b-1}{b^2 \ln b} \frac{n}{l} \quad (41)$$

In fact it's a few times smaller and in practice we can use large  $l$  like  $10^5 - 10^6$  to make tables fit in the cache memory, so this effect can be extremely weak. While estimating probability uncertainty decreases with the square root of the number of events, so even observing this effect would require analysis of gigabytes of output. Retrieving some useful information like probability distribution of length of blocks would require much more data. For succeeding digits and correlations this effect will be accordingly smaller. We will see in the next section how to eventually reduce it as many orders of magnitude as we want.

Now let us focus on the opposite situation - we have some sequence of digits and we want to encode them into symbols of given probability distribution. This time

states are not gathered into subranges as previously, but distributed randomly and more or less uniformly, so the differences should be much smaller. But if we need to more precisely evaluate their probability distribution than  $l_s/l$ , we can for use use our approximation of state probability distribution, so the probability that we will produce symbol  $s$  is approximately:

$$\mathcal{N} \sum \left\{ \frac{1}{x} : x \in I, D_1(x) = s \right\} \quad (42)$$

This formula also says more precisely what probability distribution of symbols is encoded closest to the Shannon's entropy. Using it we could also modify coding/decoding functions to make better approximation of expected probability distribution of symbols using the same  $l$ . Shifting some appearances of symbol left(right) increases(decreases) its probability a bit.

## 7 Practical remarks and modifications

This section contains practical remarks for implementation of presented coders and some additional modifications which can improve some of their properties for cryptography and data correction.

### 7.1 Data compression

Data compression programs are generally constructed in two ways:

- We use constant probability distribution of symbols. It could be generally known for given type of data or estimated by statistical analysis of the file. In the second case it has to be stored in the compressed file, or
- The used probability distribution is dynamically estimated while encoding the file, so that while decoding we can restore these estimations using already decoded symbols. This approach is a bit slower, but we don't need to store probability distribution tables, we process the file only once and we can get good compression rates with files in which probability distribution of symbols varies locally.

ANS is perfect for the first case: using a table smaller than 100kB we can get a very precise coder which encodes about 8bits for each use of the table. It has two problems:

- For each probability distribution we have to make separate initialization. We could also store tables for a few of them. Observe that while changing the coder, if  $b$  and  $l$  are the same, we can just use the same state.

- Decoding and encoding are made in opposite direction - we get different sequences for estimations. To solve this problem we should process the file twice: first make the whole prediction process from the beginning to the end, then encode it in backward order. Now we can make decompression straightforward. In Matt Mahoney's implementations (fpaqb, fpaqc on [5]) the data is divided into compressed separately segments, for which we store  $q$  from the prediction process.

For ABS situation is a bit different - we have relatively quick to calculate mathematical formulas and much smaller space of probability distributions, but we can encode only one binary choice per one step. We have generally two options:

- Calculate formulas for every symbol while processing data - it is more precise and because of it we can use large  $b$  to transfer a few bits at once, but it can be a bit slower (fpaqc), or
- Store the tables for many possible  $q$  in memory - it has smaller precision, needs memory and time for initialization, but should be faster and we have large freedom in choosing coding/decoding functions (fpaqb).

## 7.2 Bit transfer and storing the tables

For ABS using the formulas we can use large  $b$ , but in other cases we should rather use  $b = 2$ . For ANS it means doing bit transfer many times in each step - this quick operation may became essential for the transfer rate of the coder. Intuition suggests that we should be able to connect them into one operation per step: for example use AND with proper mask to get the bits and make corresponding bit shift right of the number of state.

It looks like the first problem is the order of these bits - that coding and decoding use them in reverse directions. But in fact in each step we know how many bits we should transfer and so we can just use the same direction for coding and decoding.

The larger problem is to determine this number of digits to transfer:  $k_s - [x < X_s]$ . It require the comparison and usage of small table in which on different bits is encoded  $k_s, X_s$  and maybe the mask. We could also store this information in the coding/decoding tables.

Let's think how to store the tables to find a compromise between memory needs and speed.

Coding tables require for given symbol  $(b-1)l_s$  values from  $(b-1)l$  possibilities. Usually  $l_s$  isn't constant, so to optimize it for memory requirement we can encode it in one table of length  $(b-1)l$ : store  $C(s, x)$  as  $\mathbf{C}[\mathbf{beginning}[\mathbf{s}]+\mathbf{x}]+1$  where  $\mathbf{beginning}[\mathbf{s}] := (b-1) \sum_{s' < s} l_{s'}$ . On the second side of memory/speed compromise

is storing whole  $\overline{C}$ . On some bits of values of this table we can store the number of transferred digits or even their sequence.

The situation with decoding tables is simpler: we can use single table of length  $(b - 1)l$  and store  $s$  and the number of new state on it's different bits. We could also encode there the number of digits to transfer or even their sequence.

All these ideas require additional memory or time for using small tables. The best would be if while initialization we would generate low level code separate for each symbol - with specific  $X_s$ , transfers and bit masks. They can be stored such that choosing the behavior for  $s$  is just a jump using some multiplicity of  $s$ .

### 7.3 The initial state

Stream coding/decoding requires choosing the initial state. The final state of one process has to be stored in the file to reverse the process. As it was previously mentioned - while changing coding tables, if  $l$ ,  $b$  remains the same, we don't have to change the state.

The initial state can be freely chosen - as a fixed number or randomly. We don't have to store intermediate states when we change the coding tables, but we have to store the final state. This state will be initial while decoding.

The problem could be that we are wasting a few bits in this way. Usually it should be insignificant, but for example when we want to encode separately a huge number of small files, such bits could be essential.

We can improve it by encoding some information in this initial state of the coder. We can do it for example by using a few steps of coding without bit transfer, starting from  $x = 0$  state. We can always do it using binary choices (ABS). Eventually we could use ANS, but it would require creating tables for additional ranges.

### 7.4 Removing correlations

In the previous section we have seen that the probability distribution of produced bits (digits) isn't perfectly uniform. It's very small effect and for correlations it would be even much smaller. But it could be significant if we would like for example use it as pseudorandom number generator. We could use some additional layer of encryption to remove correlations, but we can also do it in simpler and faster way.

The first idea to equilibrate probability distribution of digits is to negate (NOT) transferred digits for every second processed symbol - e.g. in steps of even number. In this way we would make that 0 and 1 are equally probable, but there would remain some correlations - '00', '11' would be a bit more probable than '01', '10'. If in one block of transferred bits we would have '0', it's a bit more probable that a few bits further (in the next block), we will have '1'.

This idea can be thought as making XOR with '00000...' and '11111...' cyclically. We can improve it by using some longer, randomly looking sequence of numbers in  $\{0, \dots, \max_s b^{k_s}\}$ . They can be generated using some pseudorandom number generator or even chosen somehow optimally and fixed in the coder as its internal parameters. We have to be able to recreate this sequence for decoding and store the number of last position in the file.

Now in each step of coding we take succeeding numbers from this cyclical list and before transferring it, make XOR with the element from this list. While decoding we have to use the same list, and make XOR before using obtained bits. In this way we can reduce correlations as many orders of magnitude as we need. Blocks length varies practically randomly, so knowing this list wouldn't allow to remove this transformation.

## 7.5 Artificial increasing the number of states

Usually the number of states is  $(b - 1)l$ , but we will see in the next chapter that sometimes it's not enough. There are generally two ways to artificially increase it exponentially:

- Intermediate step(s) - the base of security of ANS based cryptosystem is that the length of blocks and the state varies practically randomly. These effects are very weakened if we want for example encrypt without compression standard data - bytes with uniform probability distribution. To cope with this problem we can for example introduce intermediate step with even randomly chosen probability distribution of symbols.

Stream coder/decoder in one step changes a block of bits into a symbol or oppositely. We can combine such steps: encoder changes a block of bits into a symbol of given probability distribution and immediately decoder changes it into a new block of bits. Encoder and decoder have own completely separate states and modify them in opposites direction  $((y, y') \rightarrow \approx (\{y - c_s\}, \{y + c_s\}))$ . So if  $c_s$  is an irrational as usually, such pair of states should cover all possible states - the total number of states is practically the square of the original one. Surprisingly, because they use separate states, encoder and decoder can be reverses of each other.

This approach is slower, but can be useful for cryptographic applications.

- Sequence of youngest bits - while using ANS as data correction method, the internal state of the coder contains something like hash value of already processed message. So if it has small amount of possibilities, we can accidently get correct value with wrong correction. The search for the proper correction requires a lot of steps, so they should be as fast as possible.

In the previous point in each step we've changed the whole internal state of the coder - each use of a table changes one part of it, so it is relatively slow. To

make it faster, we should use the table only once per step - change only part of the internal state of the coder. We could do it sequentially, but it would just separate the data into subsequences processed separately.

The example of practical way is to expand the state of the stream coder by some cyclical table of short bit sequences of the same length. Now coding is to make one step of stream coding and then switch the youngest bits of the state with a sequence in this table on given position and increase this position cyclically. Decoding: decrease position, switch the youngest bits and make a step of stream decoding.

These operations are obviously reverses of each other. The length of these bit sequences can be chosen as one or a few - because they are short they have insignificant meaning to statistics of the coder. If their length would be comparable to the length of  $x$ , they can slightly increase the length of the file.

This table has to be stored somehow in the file. It's cyclical so instead of storing position in it, we can rotate it to make that decoding should be started with the first position.

We see that we can in fast and quick way increase the number of internal state as much as we want. To make it faster we can join this table of short bit sequences into one or a few large numbers.

The problem is that this large state will be required to start decoding, so we have to store it in the file. If it is used for data correction, it has to be well protected. For this purpose the initial state of the coder should be some constant of the coder, which allow to make the final verification. Generally we could also encode some information in this initial state of the coder as previously.

## 8 Cryptographic applications

Asymmetric numeral systems were created for data compression purposes. But this simple and looking new idea of coding, has some properties which makes it very promising also for cryptography and error correction purposes. It could even fulfill all these purposes simultaneously.

### 8.1 Pseudorandom number generator and hashing function

We have seen that we can think about the state of the coder as some hidden random variable, which chooses actual behavior - state change and produced bits. As we would expected from entropy coder - the output bit sequence is nearly uniform and uncorrelated. Unfortunately it's not perfect, but we can use not the whole state but only some of its youngest bits what would reduce correlations greatly. Additionally we could for example use some set of masks as in the previous section.



Pseudorandom number generators (PRNG) are initialized by so called seed state: it generates randomly looking sequences, but if we would use the same seed, obtained sequence would be the same. To use PRNG in cryptography, it has to meet additional requirements: having a sequence generated by it, we cannot get any information about the seed or further/previous bits. In the next subsection we will see that with properly chosen parameters, we shouldn't be able even to reveal the sequence of input symbols.

So to use ANS as pseudorandom number generator we have to choose some coding function, for example initialized using the seed state. Now we have to feed it with some sequence of symbols. If this sequence is periodic, after some multiplicity of this period, the state of the coder would be the same - the bit sequence would be also periodic. But this period is much longer than the period of symbol sequence: about the number of internal coder state times. In the previous section, we have seen that this number can be easily increased as much as we want, so in practice the sequence of symbols can be taken from some very weak pseudorandom generator, or even taken as some fixed periodic sequence.

Hashing functions change files into some short randomly looking sequence of given length. We shouldn't be able to get any information about the file from it. Additionally we shouldn't even be able to find in practice way some two files which gives the same value. To fulfill this requirement we can for example using some fixed coding tables decode the file into the sequence of symbols of some fixed probability distribution, now change the state and encode it back into sequence of digits. Without changing the state we would just get the same file, but any change would make that we just produce practically random sequence - we can now for example combine some youngest bits of last used states to get the hash function. If we wouldn't go twice through the file - forward and backward, one could find some sequences which gives the same final state and for example switch some beginning of the file to get a file with the same hashing function.

For this purpose extremely small correlations should be completely insignificant. Eventually we could easily reduce them if we need.

## 8.2 Initialization for cryptosystem

For given parameters we still have huge amount of coding functions with practically the same statistical properties, but producing a completely different encoded sequence. If we make selfcorrecting diffusion initialization using some PRNG initialized using given key, we would get practically unique coding function for this key. If we would use it to encode some information, it looks practically impossible to decode it not knowing the key. We will now make a closer look at such approach to data encryption.

First of all, let us focus on the ScD initialization. It's large number of picking a random symbol from some large table. The coding table is approximately given by symbol probability distribution, but it looks practically impossible to find its precise values not knowing the key. Observe that this initialization process is very chaotic - the smallest differences while the process should create huge further differences. This process strongly depends on its history, which creates specific symbol distribution in the `symbols` table - while knowing the key, it looks practically impossible to find  $C(x, s)$  without making whole previous initialization (for smaller  $x$ ).

So to start decoding we practically have to make whole initialization. Observe that we can enforce PNRG to require as large time to be calculated as we want, for example:

```
for i=1 to N do {k=random; read k random values;}
```

makes that we statistically know approximately in which position of PRNG we will be. But to find the the exact position, we just have to make all calculations.

We see that this way we can enforce some time required for initialization. Connecting it with the unpredictability of ScD initialization, we see that such cryptosystem would be extremely resistant to brute force attacks. Standard approach makes all computations while processing the file, so to check if given key is correct we can just start decrypting the file and observing if the output for example isn't a completely random sequence. In the presented approach, most of computation is made while initialization: to check if given key is correct we have to spend given time to make the initialization, for example enforced to take about 0.1s - is a few orders of magnitude larger than in standard approach. After initialization the processing of the data uses already calculated tables - is much faster than in standard approach.

Now assume that someone would get the coding function, does it mean he can retrieve the key? This function says symbols chosen in each steps, but each symbol could be chosen in many ways, so in fact he wouldn't have sequence of used random variables, but only some sets of its possible values - even using a weak PRNG it looks practically impossible to deduce the key. Eventually we could use some secure PRNG, for which is ensured that knowing the exact sequence, we couldn't find its seed state and so the key.

This property suggests extremely powerful additional protection - use not only the key as the seed state, but also some number which can be even stored in the file. Now after every encrypted fixed number of bits (like gigabyte), we change this number, store it and use to generate new coding tables. The size of these blocks should be chosen so that it wouldn't be possible to retrieve any essential information from them. The behavior of each one is practically unrelated, so their information couldn't be connected for finding the key.

Sometimes we would like to make encryption and entropy coding in the same time. The question is - what to do with the probability distribution of symbols. There wouldn't be a problem if we would use some online prediction method, but it

would also require using many different coding tables. We will see that this tables should be rather large, so sometimes it might be better to use fixed probability distribution of symbols. It has to be stored in the header and so be easily accessible. We will see that such knowledge shouldn't rather make breaking the code easier, but it gives some knowledge of file content, what can be unwanted. To prevent it, this header can be encrypted separately using the same key but probably in some different way.

### 8.3 processing the data

The coder uses the state which is hidden practically random variable. Also hidden, randomly generated local behavior of the coding function defines actual behavior - how many digits to produce and to which state jump. Blocks created this way are relatively short, but they have various, practically randomly chosen length. This picture looks perfect, but unfortunately there are some weaknesses which could give some information about statistics of symbols or even coding function. They would vanish if we would use some additional layer of standard encryption, but I will try to convince that using only ANS with proper parameters and some quick and simple modifications, we can make really safe encryption.

- First of all, as it was mentioned in the previous section - the base of the randomness of the state is that we **don't use uniform distribution of symbols** (asymmetry) and that some symbols has probability not being an integer power of  $b$ . These assumption is in practice automatically fulfilled when we make encryption and entropy coding in the same time, but sometimes we would like just to encrypt some more or less uniform byte sequence. The best way to cope with this problem is to use the intermediate step from the previous section - using the same PRNG choose some probability distribution of symbols and then in one step encode a byte into a symbol and immediately use it to produce output bit sequence. Alternatively if we want to make it quicker - use only one step, we can using the same PRNG modify randomly the uniform distribution among bytes a bit and treat input sequence as sequence of such symbols. The cost is that the state doesn't change as fast as previously and that the output file is a bit larger than the input. We have also smaller amount of possible states of the coder this way.
- If we would encode the same sequence starting from the same state of the coder, we will get the same output. To prevent attacks based on such situations, we should **increase the amount of its internal states**. In the previous section were shown some ways to do it - use some correlation removing method, like intermediate step. If they are not enough, there was also presented method to increases the amount of states as much as we want, practically without any

cost - make a table of bit sequences and use it cyclically to swap with the youngest bits of the state.

- As it was previously mentioned, because the probability of being in given state ( $x$ ) is not uniform, but is decreasing ( $\propto 1/x$ ), some produced blocks of digits are a bit more probable (with smaller digits). These differences are extremely small and because of various block length I don't see a way to use it to find given block structure or some precise information about coding function. But analyzing statistically huge amount of data, one could evaluate probability distribution of block lengths, which gives some information about probability distribution of symbols. To prevent it we can use some of presented method of **removing correlations**. We could also generate sometimes new coding function for example with the same key but with some new additional, presented number.
- Transferred digits are the youngest digits of the state. If one would have both ciphertext and corresponding plaintext, would make a correct assumption about the internal state and blocking in given moment and know precisely used probability distribution of symbols, he could track the history of the processing, which would reveal used coding table. Let's focus on such scenario. Knowing probability distribution of symbol, we know that  $x \rightarrow \approx \frac{x}{q_s b^{k_s - [x < X_s]}}$ . If we used ScD initialization, the impreciseness of such prediction of  $x$  is of  $\sqrt{l}$  order. The transferred digits give precise position in the range of width  $b^{k_s - [x < X_s]}$  ( $1/q_s$  at average). So if  **$l$  is large enough**,

$$l > q_s^{-2} \tag{43}$$

in presented scenario the number of possibilities the person would have to consider would grow exponentially, making such attack completely impractical. Observe that  $q_s$  is at average  $1/n$ , so above condition tells also that  $l > n^2$ .

In practice any presented method for increasing the number of internal states should also prevent such scenarios.

- Having a lot of ciphertext and corresponding plaintext, one could try to make some statistical analysis to connect symbols with blocks. Because of various length of blocks it doesn't look practical, but to prevent such eventualities it would be expected that every symbol should produce practically all of possible youngest digits of the state. Given symbol can produce  $(b - 1)l_s = (b - 1)lq_s$  different states and in importance (shown in the encrypted file) are let say  $k_s$  youngest digits ( $1/q_s$  values at average), so we again get  $\sqrt{l} > 1/q_s$  condition. Again any other modification would also give good protection.
- If one can use initialized coder (adaptive scenario) and has some message encrypted with it, he could try to use different inputs, slowly exposing succeeding

bits of the plaintext. This is unavoidable weakness of using short block length cryptosystems. Fortunately there is simple universal protection against such rare scenarios: add a few random bytes at the beginning of the file before starting encryption or choose the initial state randomly (this time not using PRNG used for initialization). In this way while encrypting the same data, we will most probably get different output, which still can be decrypted into the same input data.

I cannot assure that this list is complete, but for this moment I cannot think of more weaknesses which could be used to break ANS based encryption. We can easily protect against all of them.

To summarize, while designing a cryptosystem based on ANS, we should:

- Ensure the asymmetry - that the probability distribution of symbols is not uniform,
- Use  $b = 2$  for which state probability distribution is nearest uniform,
- Use large  $l > n^2$  or even  $\forall_s l > q_s^{-2}$ . So to make coder faster (larger  $n$ ), we should use correspondingly large tables,
- Use some correlation removing modification and eventually increase additionally the number of internal states of the coder,
- Eventually choose randomly the initial state of coder.

## 9 Near Shannon's limit error correction method

While compressing a file we remove some redundancy caused by statistical properties. Using forward data correction methods we are adding some easily recognizable redundancy, which can be used to correct some errors. For simplicity let us assume the simplest channel for this paper: memoryless, symmetric. That means that there is some fixed probability ( $p_b$ ) that transmitted bit will be changed ( $0 \leftrightarrow 1$ ). So while transmitting  $N$  bits, about  $Np_b$  of them will be damaged.

For a channel of given statistics of errors (noise), we can say about Shannon's limit - theoretical maximal information transfer rate. Constructions used to show that this limit is achievable are completely impractical. Near this limit are Low-Density Parity-Check Codes (LDPC) ([8],[9]), but still they require solving NP-problem to decode. So in practice there are used codes which divide the message into independent blocks, what makes them vulnerable to pessimistic cases. For example for memoryless, symmetric channel with  $p_b = 0.01$ , we should be able to construct a method which adds asymptotically a bit more than 0.088 bits of redundancy/transmitted bit and is able to fully recover the message. Compare it with commonly used Hamming codes (7,4) - it adds 3 bits of redundancy per 4

transmitted bits to be able to correct 1 damaged bit per such 7 bit block. It uses much more redundancy: 0.75 bits/transmitted bit, but because sometimes we have more than one error in block, we loose about 16bits/transmitted kilobyte and we don't even know about it.

Imagine we have some channel with known statistical model of error distribution. To transmit some undamaged message through it, we have to add some redundancy 'above' given error density. We know only statistics of errors, not when exactly they will appear. So this density of redundancy should be chosen practically constant. But the density of errors fluctuates - sometimes is locally high, sometimes low. We see that while dividing the data into independent blocks, we have to choose the density of redundancy accordingly to some pessimistic error density in such blocks. But in fact there usually isn't some pessimistic level - we only know that the worse case, the rarer it occur. So in this way for most of blocks were used much more redundancy then required, but in some of them its amount is still not sufficient.

We see that to obtain a really good correction method we should threat the message as a whole. In LDPC it is made by distributing uniformly some large amount of parity checks. Presented approach divides the message into blocks, but their redundancy is connected by the internal state of the coder, which contains something like checksum of already processed message. Using these redundancy connections we can transfer surpluses of unused redundancy to cope with pessimistic cases. We will see that will be able to reach Shannon's limit this way with linear expected time of correction algorithm. We will also see that it can be used to generalize block codes like Hamming's, which can be thought as degenerate case in which the redundancy connection is reduced to zero.

## 9.1 Very short introduction to data correction

Forward data correction can be imagined that among all sequences, we choose some allowed ones - so called codewords. They have to be 'far' enough from each other, so that when we receive a damaged sequence, we should be able to uniquely determine the 'nearest' allowed. Of course we would also want that the probability that it's really the correct sequence is large enough. In other words we divide the space of all sequences into separate subsets - kind of 'balls' around allowed sequences. The 'thicker' these balls are, the larger probability that we make the correction properly.

In standard approach, we divide the message into blocks of fixed length, which are encoded independently. In this case we can use Hamming distance - the number of positions on which given two sequences of bits differ. For example standard (7,4) Hamming code uses 7 bit sequence to encode 4 bits - in the space of  $2^7$  possible 7 bit sequences, there are chosen  $2^4$  codewords, which are centers of balls of Hamming radius 1. So if while transmitting given 7 bit block at most one bit was changed, we can correct it properly. If the number of changed bits is larger than one, we get

into a different ball - it is corrected in wrong way and we even don't know it.

Let us focus on a memoryless symmetric channel: if we received '1', with probability  $1 - p_b$  it was really '1' and with probability  $p_b$  it had to be '0'. If we would know in which of these cases we are, we would get exactly one bit of information. To distinguish them is needed  $h(p_b) = -p_b \lg(p_b) - (1 - p_b) \lg(1 - p_b)$  bits of information, so such 'uncertain' bit contains  $1 - h(p_b)$  bits of information - to transmit  $N$  real bits, we have to transmit at least

$$N \frac{1}{1 - h(p_b)} \quad (44)$$

such 'uncertain' bits - it's so called Shannon's limit and the channel coding theorem says that theoretically we can get as near as we want to this capacity. This means that for a channel with given statistics of error, we should be able to construct a data correction method which uses a bit more than  $\frac{1}{1 - h(p_b)} - 1 = \frac{h(p_b)}{1 - h(p_b)}$  bits of redundancy per bit message and is able to completely repair the message.

While working on such potentially infinite blocks, the number of damaged bits tends to infinity, so we can no longer work on Hamming distance. Now while transmitting given codeword  $t$  of length  $N$ , will be received a message  $r$  with damaged bits on some more or less  $Np_b$  positions. These positions can be stored as length  $N$  bit sequence  $d$ , such that

$$r = t \oplus d \quad (45)$$

where  $\oplus$  denotes addition modulo 2 of two bit vectors (XOR). This  $d$  vector statistically should be chosen as one of  $\binom{N}{Np_b} \approx 2^{Nh(p_b)}$  possibilities. From (45) we see that it's also the number of possible received sequences corresponding to one codeword. If we will divide the number of all possible received sequences by this number, we can get Shannon's limit again:  $2^N / 2^{Nh(p_b)} = 2^{N(1 - h(p_b))}$ .

In fact the number of damaged bits is close but rather not exactly equal  $Np_b$ . But if we have some large number ( $N$ ) of independent identically distributed random variables of entropy  $H$ , their outcome is almost certain to be in some set of size  $2^{NH}$ , which all members have probability 'close to'  $2^{-NH}$  - it's so called 'asymptotic equipartition' property ([9]). This set is called typical set, for example:

$$\left\{ x \in \{0, 1\}^N : \left| \frac{1}{N} \lg \frac{1}{\prod_i p^{\#\{i:x_i=1\}} (1-p)^{\#\{i:x_i=0\}}} - h(p) \right| < \beta \right\}. \quad (46)$$

For all  $\beta > 0$  and correspondingly large  $N$ , such set contains almost whole probability. Subrange of typical set is asymptotically also typical, so these practically  $Np$  copies of '1' should be spread more or less uniformly.

Shannon's coding theorem says that we can get as close to the theoretical limit as we want and we should be able to correct practically all possible typical errors. So

we should look for the proper correction among typical ones with probability of '1' equal  $p_b$ . Standard proofs generates the set of codewords randomly, modify this set (remove some codewords) and show that for large  $N$ , with probability asymptotically going to 1 we can properly determine transmitted codeword. Unfortunately it would require to check exponentially large set of possible corrections - it rather cannot be done in practice.

## 9.2 Path tracing approach

First of all let's look at sketch of different but still impractical proof: using a hashing function. It allow to assign to each message some shorter practically random bit sequence. Assume now that we transfer the original message of length  $N$  through the channel and its 'a bit longer' than  $Nh(p_b)$  hash value through some different noiseless channel. Now the receiver can check all typical corrections ( $2^{Nh(p_b)}$ ) of the received message and almost certainly only one - the proper correction will give expected hash value. If we would like to transfer the hash value through the same noisy channel, we can analogously send additionally its hash value, and so on. So finally we would asymptotically need

$$N(1 + h(p_b) + h^2(p_b) + \dots) = \frac{N}{1 - h(p_b)}$$

Observe that 'a bit longer' can mean that the number of hash values is larger only polynomially with  $N$  than the number of typical corrections - there still almost certainly would be only one proper correction and we would get asymptotically exactly Shannon's capacity.

We will now modify this method to make it practical - be able to detect errors not only on the end of the process, but also shortly after they appear: after an error in each step we have probability  $p_d$  to detect that something was wrong. We will pay for this parameter in capacity, but when it exceed some critical point, the number of corrections which won't be detected by this mechanism would no longer grow exponentially. So we would no longer require that the amount of hash values (state of the coder) should grow exponentially - the cost of storing it will vanish asymptotically. This threshold corresponds exactly to the Shannon's capacity. We will see in the next subsection, that expected time of such correcting algorithm should be linear.

The situation looks as on fig. 3. The transmitted codeword (correct path) is denoted by the thick line. We start with the fixed initial state and try to process succeeding bits. While we are on the correct path, the state changes randomly among allowed states. After an error (we've lost the path), the state also changes randomly but this time among all states - in each step there is some probability ( $p_d$ ) that we get to a forbidden state (spot that something is wrong).



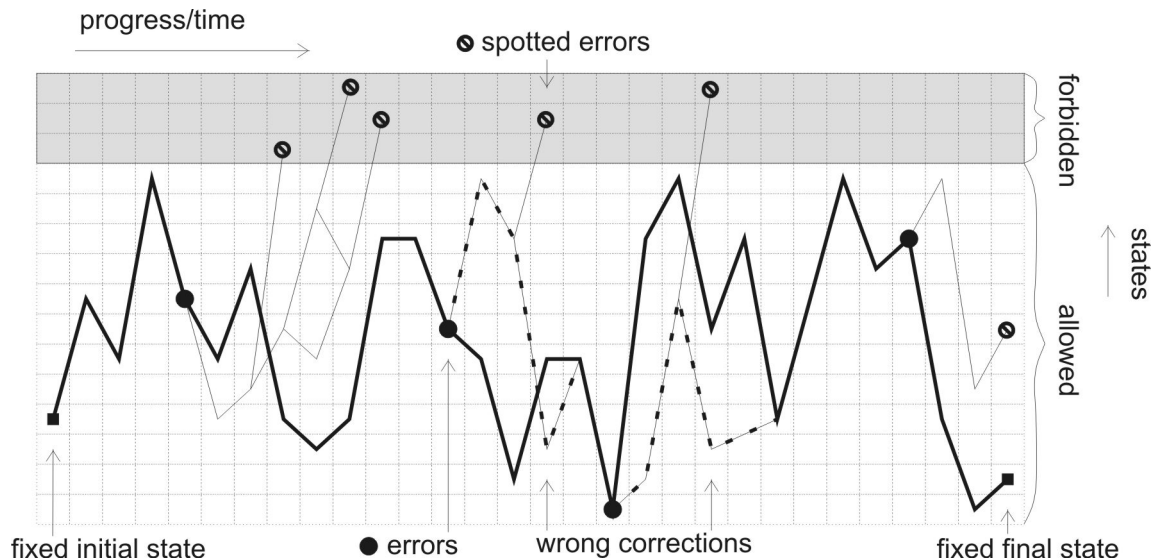


Figure 3: Schematic picture of path tracing correction algorithm.

The problem is that after an error, before it will be detected, the coder can accidentally get into the correct state - we would go back to the correct path without a possibility to detect that we've made a wrong correction. We will see later that with proper selection of parameters, errors will appear slower than we can correct them - probability of such situation will drop asymptotically to zero.

Observe that we can use ANS for such path tracing purpose: we can add a forbidden symbol of probability  $p_d$ , marking its appearances as forbidden states and rescale probabilities of the rest of symbols (allowed ones). If we want to encode a symbol sequence with  $(q_s)$  probability distribution, we use correspondingly  $((1 - p_d)q_s)$  probability distribution instead. Now while encoding we use only allowed symbols. If there wouldn't be errors, while decoding we would also use only allowed symbols, but after an error we would produce practically random sequence of symbols, so in each step we have probability  $d$  of trying to produce the forbidden symbol and so detecting that there was an error.

In this case we would rather need to use some method to increase the number of internal states of the coder to reduce probability of wrong correction. While encoding the initial state can be fixed, but the final one has to be stored, probably in the header of the file. So there have to be used some separate strong error correction method for it to make that we can be sure that this initial decoder state is proper.

What is the cost of adding such forbidden symbol? The data sequence contains at average  $H = -\sum_s q_s \lg(q_s)$  bits per symbol. After the rescaling, we will use at

average

$$H' = - \sum_s q_s \lg((1 - p_d)q_s) = H - \lg(1 - p_d) \quad \text{bits/symbol.} \quad (47)$$

There will be shown now some informal argument that choosing  $p_d$  as in Shannon's limit:

$$- \lg(1 - p_d) > H \frac{h(p_b)}{1 - h(p_b)} \quad (48)$$

the possible space of hash values (states of the coder) wouldn't longer have to grow exponentially as for  $p_d = 0$  from the beginning of this subsection. In this case the cost of storing this (protected) hash value would vanish asymptotically. Denote  $p_d^0 = 1 - 2^{-Hh(p_b)/(1-h(p_b))}$  this threshold value.

For simplicity let us assume that  $b = 2$  and we are encoding a bit sequence:  $q_0 = q_1 = 1/2$ , so  $H = 1$  and for every bit of information we are adding  $-\lg(\tilde{p}_d)$  bits of redundancy ( $\tilde{p} = 1 - p$ ). If it would be needed, presented approach can be easily generalized.

Assume we've received some message of length  $N$ . We will use the simplest method in this moment: as before try to correct it using possible typical corrections and check if they pass the verification: while decoding we would use only allowed states and the final state is correct. As on the picture, such message agrees with the correct one before the first error. Then it can vary according to the noise until it reaches a forbidden state or some correct state.

Let us assume that in  $M > 0$  steps after an error it still didn't reach a forbidden state. Forgetting for a moment about the second possibility, the probability that it wasn't detected is  $(1 - p_d)^M$ . One step corresponds to one encoded bit which correspond to at average  $1 - \lg(p_b)$  transmitted bits, so in  $M$  steps we processed at average  $M(1 - \lg(p_b))$  bits. They can freely change according to the noise, so we should check  $2^{M(1-\lg(p_b))h(p_b)}$  their corrections. If we choose  $p_d$  such that

$$1 \geq (1 - p_d)^M 2^{M(1-\lg(\tilde{p}_d))h(p_d)} = 2^{M(\lg(\tilde{p}_d)(1-\lg(\tilde{p}_d))h(p_d))} \quad (49)$$

the expected number of such not rejected by this mechanism corrections will no longer grow exponentially. This threshold is exactly the Shannon's limit (48).

We can now estimate the probability of wrong correction scenarios as on the picture - that we can start with an error from a correct state in some point of time and after some typical noise accidentally get back to some correct state. There are almost  $N$  possible starting points for such scenario. If  $p_d \geq p_d^0$ , the expected number of corrections which errors won't be detected by the mechanism of forbidden states doesn't grow. It usually even drops to zero with the width of such subrange ( $M$ ). So the expected number of such scenarios can be bounded from above by  $N^2$ . If the number of states of the coder behaves for example like  $N^3$ , almost certainly only the proper correction will pass the verification.

To store protected one of  $N^3$  values we need about a bit more than  $3 \lg(N)$  - while calculating channel's capacity this cost vanishes asymptotically.

### 9.3 Practical correction algorithms

We've seen that if would use at least Shannon's capacity with proposed coding, if we would try all typical corrections, almost certainly only the correct one would pass the verification. We will now use its error detecting property to discuss construction of practical algorithms, with expected linear time. It will only search for the proper correction, later we can just decode the message. I will still assume that  $b = 2$ , and we encode sequence of equally probable bits, but presented approach can be easily generalized for different probability distribution of allowed symbols to simultaneously make entropy coding (and encryption).

Let us assume that  $p_d > p_d^0$ , and that the number of state is large enough to make wrong correction practically impossible. We can also assume that the initial state was protected enough that we can be sure of its correctness. The final state was the initial state of the coder - we can assume that it's just some fixed state and so is also correct.

We will use two different time scales:  $j$  will denote the current state and as in the previous subsection

$$J = (1 - \lg(\tilde{p}_d))j$$

is approximately the number of bits we've processed. Denote also:

$$m = 2^{(\lg(\tilde{p}_d)(1-\lg(\tilde{p}_d))h(p_d))} < 1$$

which says how much the expected number on not rejected corrections decreases with each step.

We have standard situation for data correction: we make some observation ( $o$ ) and we need to evaluate probabilities of given its explanation ( $e$ ). To cope with such problems, we use Bayesian analysis, which says that probability of such situation is probability that this explanation causes such symptoms multiplied by the probability of this explanation and normalized by the sum over all possible explanations:

$$Pr(e|o) = \frac{Pr(o|e)Pr(e)}{Pr(o)} = \frac{Pr(o|e)Pr(e)}{\sum_{e'} Pr(o|e')Pr(e')} \quad (50)$$

We will work on corrections of the message from the beginning to some point of time ( $j$ ) which caused that while decoding we've used only allowed states. They are our explanations of what happened with the message and we want to evaluate probability that we've chosen the proper one. So our observation is that for a long range of time our explanation worked fine. In this case

$$Pr(e) = p_b^{\#\{1 \leq i \leq J: e_i=1\}} (1 - p_b)^{\#\{1 \leq i \leq J: e_i=0\}} \quad (51)$$

and we've already checked that  $Pr(o|e) = 1$ .

To calculate the denominator, we would have to check exponential many corrections - it's not practical. But it can be estimated statistically. This sum is dominated by typical corrections, so we can take

$$p(e') = 2^{-Jh(p_b)}.$$

The term  $Pr(o|e')$  can be 1 or 0, so  $\sum_{e'} Pr(o|e')$  is just the expected number of corrections which passed first  $j$  steps. We've assumed that the situation with wrong correction can be neglected - these corrections agrees to let say  $j'$  steps ago where was the first error which hasn't been detected yet. There was presented argument that the expected number of such corrections is  $m^{j'}$ , so finally

$$Pr(e|o) \approx \frac{Pr(e)}{\sum_{j'=0}^{j-1} m^{j'} 2^{-Jh(p_b)}} \approx (1-m) 2^{Jh(p_b)} p_b^{\#\{i:e_i=1\}} (1-p_b)^{\#\{i:J:e_i=0\}} \quad (52)$$

That means if we've found some correction for first  $J$  bits, which changes about  $p_b J$  bits or less, it's quite probable that it's the proper correction. Eventually we should change some last bits.

It suggest simple algorithm: remember for given  $j$  allowed corrections of given length with corresponding internal state of decoder. But not all of them, only a few with the smallest number of corrected bits (more than  $1/(1-m)$ ). To get to  $j+1$ , take all these pairs succeedingly, try to make step with different corrections of used bits and store only given number of most probable of allowed of them. Sometimes we would have to go back, but the expected time of such algorithm should be linear with the length of message.

We can also use some more sophisticated and faster correction algorithm - which mainly expands one correction, but more often has to go back. Such algorithm starts with the initial state and process succeeding bits as long as it stays in allowed states. In some moment it will get into a forbidden state. Intuitively it most probably means that one of bits used for the last step was damaged. Of course there are also many other very probable explanations - we can make a list of them using the Bayes' formula and try them succeedingly according to their probability. After choosing one of these corrections, we will try to decode further. The longer we won't get to a forbidden state, the more probable it was the proper choice. But finally we will again observe an error. Now we can again try to find local corrections, but after some tries it can became more probable that our previous choice wasn't correct and we should go back. Finally we will get to the final state and can be practically sure that we've chosen the proper corrections.

So we will construct some tree of possible corrections, but thanks of that  $p_d > p_d^0$ , lower branches of this tree can often be chopped.

## 9.4 Generalized block codes

Presented algorithm should have expected constant latency, but to correct some badly damaged parts it can pessimistically need exponential amount of time. I will shortly present some intermediate solution between presented approach and block codes - making that blocks are not independent, but with connected redundancy. If we wouldn't artificially increase the number of internal state, this connection would be stored in the state between decoding and bit transfer ( $\in \{l_s, \dots, bl_s - 1\}$ ). Previously in this section we were using two allowed symbols and 1-2 bits blocks. This time alphabet and blocks will be much larger and simple errors can be detected/repared immediately, but channel's capacity can be reduced.

The idea is to use that ANS coding tables can be chosen in huge amount of ways. Let us take  $K$  as the maximum of  $k_s$  of allowed symbols (after rescaling) - so while decoding step we are taking from input at most  $K$  bits. We can enforce that for each appearance of allowed symbol, in all  $K$  states with changed exactly one bit on these youngest positions are forbidden symbols. So in other words, if  $l = 2^L$ , for each oldest  $L - K$  bits we make that two allowed states has Hamming distance at least 2. Of course we could enforce larger distance, but there is usually large cost of that, and distance 2 should be enough.

Observe that Hamming codes can be created this way:  $l = 2^7$ ,  $b = 2$ , allowed states are of form '1\*\*\*\*\*', where stars are one of  $2^4$  codewords - each symbol representing codeword has exactly one appearance. The rest of states are forbidden. After coding, before bit transfer the state is always 1. In other cases this state contains the connection between redundancy of blocks, in this one is degenerated - blocks are independent.

The advantage of such distance 2 code is that if among bits of one block will be only single error, it can be immediately detected - we can try  $K$  corrections and only one of them should pass a few steps. We probably wouldn't detect immediately 2 errors, but in opposite to standard block codes, we will quickly detect them using previous mechanisms.

What is the cost? Pessimistically we would need  $K$  appearances of forbidden allowed per one allowed, what gives  $p_d = K/(K + 1)$ . But in this way forbidden states doesn't have different allowed neighbor - we would get distance 3 code. For distance 2 it's enough example to make that those with odd sum of bits are allowed, with even are forbidden - that gives  $p_d = 1/2$ . In this situation we can even still use selfcorrecting diffusion to make also encryption and entropy coding simultaneously: use it on the original probability distribution and add parity bit on the one before the oldest bit.

## References

- [1] D.A. Huffman, *A Method for the Construction of Minimum-Redundancy Codes*, Proceedings of the I.R.E., September 1952, pp 1098-1102.
- [2] J.J. Rissanen, *Generalized Kraft inequality and arithmetic coding*, IBM J. Res. Develop., vol. 20, no. 3, pp. 198-203, May 1976.
- [3] G.N.N. Martin, *Range encoding: an algorithm for removing redundancy from a digitized message*, Video and Data Recording Conf., Southampton, England, July 1979. vol. 2, pp 179-194, July 1992.
- [4] J. Duda, *Optimal encoding on discrete lattice with translational invariant constraints using statistical algorithms*, arXiv:0710.3861
- [5] M. Mahoney, Data Compression Programs web site, <http://cs.fit.edu/~mmahoney/compression/>
- [6] J. Duda, Data Compression Using Asymmetric Numeral Systems, Wolfram Demonstration Project, <http://demonstrations.wolfram.com/DataCompressionUsingAsymmetricNumeralSystems/>
- [7] M. Matsumoto, Y. Kurita, *Twisted GF2R generators*, ACM Transactions on Modeling and Computer Simulation,
- [8] Gallager, R. G., *Low Density Parity Check Codes, Monograph*, M.I.T. Press, 1963,
- [9] D. MacKay, *Information Theory, Inference, and Learning Algorithms*, Cambridge University Press (2003)