

COUNTING ELEMENTS AND GEODESICS IN THOMPSON'S GROUP F

MURRAY ELDER, ÉRIC FUSY, AND ANDREW RECHNITZER

ABSTRACT. We present two quite different algorithms to compute the number of elements in the sphere of radius n of Thompson's group F with standard generating set. The first of these requires polynomial time and space and allows us to compute the size of the spheres of radius n with $n \leq 1500$. The second algorithm requires exponential time and polynomial space, but additionally computes the number of geodesics and is generalisable to many other groups.

Using the resulting series data we find that the growth rate of the group is bounded above by $2.62167\dots$. This is very close to Guba's lower bound of $\frac{3+\sqrt{5}}{2}$ [14]. Indeed, numerical analysis of the series data strongly suggests that the growth rate of the group is exactly $\frac{3+\sqrt{5}}{2}$.

1. INTRODUCTION

Let G be a group with finite generating set X . Recall that $f : \mathbb{N} \rightarrow \mathbb{N}$ is the *growth function* for (G, X) if $f(n)$ is the number of elements in the sphere of radius n of the corresponding Cayley graph. Define the *geodesic growth function* to be $g : \mathbb{N} \rightarrow \mathbb{N}$ where $g(n)$ is the number of all geodesics of length n in the Cayley graph [13]. In this article we give an algorithm to compute $f(n)$ in polynomial time and space for Thompson's group F with standard generating set $\{x_0, x_1\}$. This enables us to compute $f(n)$ for $0 \leq n \leq 1500$ with moderate computer power. We refer the reader to [4] and [5] for an introduction to Thompson's group.

Unfortunately we have been unable to obtain a closed form expression for $f(n)$ or the corresponding generating function. Further, even with 1500 terms we have not been able to conjecture a rational, algebraic or differentiably-finite generating function (satisfying a linear ODE with polynomial coefficients — see [21]). It is entirely possible that the generating function lies outside these classes of functions. Our data does imply that the growth rate of F is bounded above by $2.62167\dots$ which is very close to Guba's lower bound of $\frac{3+\sqrt{5}}{2}$. Our result strongly suggests that the growth rate is exactly $\frac{3+\sqrt{5}}{2}$.

In the next part of the paper we describe a program to compute both $f(n)$ and $g(n)$ for a range of groups in an efficient way. Again let G be a group with finite generating set X , and let $\ell(u)$ denote the length of a geodesic representative for u in (G, X) . Consider the following algorithmic problem:

Problem 1. Given a geodesic u and generator x , determine if $\ell(ux) > \ell(u)$ or $\ell(ux) < \ell(u)$.

Note that if all the relators of a presentation have even length then these are the only two possibilities, since if $\ell(ux) = \ell(u)$ then there must be an odd length relator. So the problem turns into the decision problem:

Date: June 21, 2024.

Key words and phrases. Group growth function, growth series, geodesic growth series, Thompson's group F .

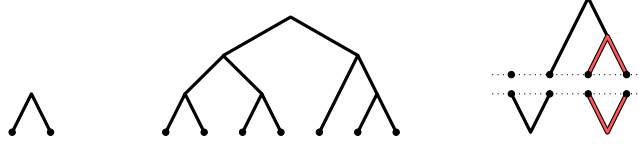


FIGURE 1. (left) A caret is a inner node of a binary tree together with the two out-going edges. (middle) A binary tree consisting of 6 carets and so 6 inner nodes and 7 leaves. (right) A pair of forests with a pair of common carets highlighted; such a diagram is not admissible.

Problem 2. Given a geodesic u and generator x , decide if $\ell(ux) > \ell(u)$ or not.

If (G, X) has a polynomial time and space algorithm to answer Problem 1, then we have an algorithm to compute both $f(n)$ and $g(n)$ which runs in exponential time, but polynomial space (assuming g grows exponentially). This algorithm is based on method of approximate enumeration developed by the third author and van Rensburg for problems in lattice statistical mechanics [19]. We implement this algorithm for Thompson’s group F and are able to compute 23 terms with moderate computer power. Note that if a group has an efficient solution to its word problem, then a naive brute force computation of $f(n)$ and $g(n)$ would still require an exponential amount of memory (assuming the functions f and g are exponential), so our polynomial space algorithm is a marked improvement on this.

A previous article on numerical computations for F is [3]. The authors thank José Burillo, Sean Cleary, Francesco Mattucci, Buks van Rensburg and Jennifer Taback for fruitful discussions and ideas.

2. ALGORITHM A

In this section we describe an algorithm to compute the number of elements in the sphere of radius n in Thompson’s group F with standard generating set. We work with the presentation

$$\langle x_0, x_1 | [x_0 x_1^{-1}, x_0^{-1} x_1 x_0], [x_0 x_1^{-1}, x_0^{-2} x_1 x_0^2] \rangle$$

This algorithm relies on the representation of group elements by pairs of binary trees and the beautiful geodesic length formula due to Fordham [11]. There are now other similar formulations, and we note those due to Guba [14] and Belk & Brown [1]. We chose to base our algorithm on the forest diagrams of Belk & Brown as we found them the easiest to implement. We note that there is a simple bijection between this representation and the more standard representation by pairs of binary trees. It is possible to develop similar algorithms based on the Fordham and Guba formulations, but we have not pursued these possibilities because we believe that they will give very similar results.

We start our description of the algorithm by first explaining the forest-diagram length formula of Belk and Brown. In Figure 1 we describe some of the terminology associated with this formula. Consider the forest diagram in Figure 2 (which is Example 4.2.8 from [1]). It consists of two rows of forests of binary trees, above and below two rows of labelled gaps. One (possibly empty) tree in each forest is pointed and the diagram cannot contain “common carets” (see Figure 1). A pair of carets in a given column are considered to be common carets, if they are both immediate neighbours of the gaps. Further, the extreme left

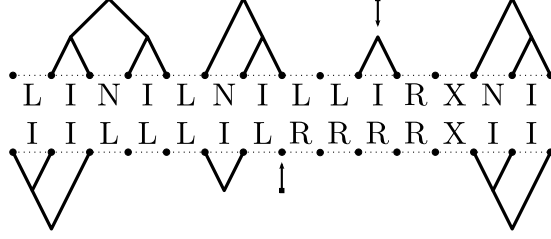


FIGURE 2. A forest diagram. The gaps are labelled according to a simple set of rules. The length of the corresponding element of Thompson’s group is computed by considering the label-pairs in each column. In this case the element has length $[2, 2, 2, 2, 2, 2, 4, 2, 1, 1, 1, 2, 2, 4, 2] = 29$.

\circ	I	N	L	R	X
I	2	4	2	1	3
N	4	4	2	3	3
L	2	2	2	1	1
R	1	3	1	2	2
X	3	3	1	2	2

TABLE 1. The weight of a column is given by the above simple function of the gap labels.

and right columns of the diagram cannot be empty. Each element of F corresponds uniquely to such a forest diagram with no common caret. See [1] for more details.

The labels of the gaps are determined by the structure of the forests. We found that we could simplify our implementation by making a very slight modification of the original labelling rules; we label gaps by applying the following rules in order:

- (i) “L” if it is left of the pointer and exterior (outside a tree),
- (ii) “N” if it is immediately left of a caret and interior (inside a tree),
- (iii) “X” if it is immediately left of a caret and exterior,
- (iv) “R” if it is right of the pointer and exterior,
- (v) “I” if it is interior.

Belk and Brown give “N” and “X” the same label, however the above rules mean that the labels “L”, “R” and “X” are always exterior, while “I” and “N” are always interior. The length of a group element represented by a diagram u is then

$$(1) \quad \ell(u) = \sum_{c \in \text{columns}} W(c)$$

where $W(c)$ is the weight of a column as given in Table 1. This differs from the weights given by Belk & Brown in that we add the contribution from the number of carets to the weight of the labels. It should be also noted that the labels are defined very locally; to label a given column we do not need to know the labels of columns far away.

We count forest diagrams by their length using a column-by-column construction. Such constructions have been used to great effect in combinatorics and statistical mechanics yielding closed form solutions (for example [22, 2]), polynomial time algorithms (for example [6]) and exponential time algorithms that are exponentially faster than brute force methods (for example [9]). The construction we use here gives rise to a system of recurrences which is rather cumbersome. As such, we do not give these recurrences explicitly, but instead iterate them using Algorithm 4 (given in pseudo-code).

An incomplete forest diagram can be thought of as a forest diagram with a number of the rightmost columns deleted. In order to append a column in a “legal” way we only need to keep track of the labels of the rightmost column and two “heights”. We define the heights more precisely below, but note that a diagram of length n has at most n columns and so the maximum height is $O(n)$. We define the “state” of the upper (lower) half of the rightmost column to be an ordered triple of its label, a binary flag indicating whether it is left or right of the pointer, and its height. Hence the last column on an incomplete forest diagram can be in one of $O(n^2)$ states.

2.1. Encoding and counting binary trees. Since the forest diagrams consist of a pair of sequences of binary trees, the starting point for our enumeration algorithm is to find an efficient encoding of binary trees. Binary trees are counted by the Catalan numbers, $\frac{1}{n+1}\binom{2n}{n}$ and there is a large number of encodings. We have chosen one that naturally reflects the column-by-column construction used. This encoding was recently used in [10].

We start by labelling leaves and internal nodes of the trees by “N”, “I”, “n” and “i” as shown in Figure 3. Reading these labels from left to right (ignoring the first “N”) gives a unique word in the alphabet $\{n, N, i, I\}$ which alternates lower and upper case letters. A word, w , encodes a tree if it alternates lower and upper letters and all of its prefixes u satisfy $|u|_n + |u|_N \geq |u|_i + |u|_I$ (where $|u|_x$ denotes the number of occurrences of “x” in u).

Enumerating binary trees then becomes a question of enumerating valid words in this alphabet. Define the “height” of an even length word, u , to be $\frac{1}{2}(|u|_N + |u|_n - |u|_I - |u|_i)$. Thus appending “nN” increases the height by 1, appending “nI” or “iN” does not change the height and appending “iI” decreases the height by 1. Given a even length word u and its height we can decide which pairs can be added to the word — in fact there is little restriction other than when the height is zero then one may not append “iN” or “iI”. Hence we keep track of the number of valid words of length n and height $h \geq 0$. A word encodes a binary tree if its height is zero. This gives a recurrence that can be iterated and we give the corresponding pseudo-code in Algorithm 1. To compute the number of trees with n internal nodes it takes $O(n^2)$ operations and $O(n)$ coefficients.

For the main algorithm below, the labels “I” and “N” correspond precisely to the labels used in the Belk & Brown geodesic length formula. The lower case labels can then be ignored and we instead keep track of the height and note that when appending an “N” the height either stays constant or increases by 1, and when appending an “I” the height either stays constant or decreases by 1.

2.2. Encoding the upper forest. We now describe how to encode the upper half of the forest diagram; the encoding of the lower half is identical. We commence every forest with an empty column labelled “L”. The possible transitions from a column with a given label to the



FIGURE 3. We label leaves of a binary tree by “N” and “I” as shown. Similarly we label the internal nodes by “n” and “i”. By convention we always label the root node “n”.

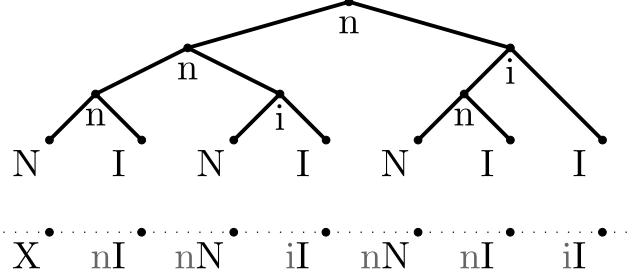


FIGURE 4. The tree above is labelled as shown. This gives rise to the encoding “NnInNiIiNnIi”. For the purposes of our main algorithm, we change the first “N” into an “X” and delete all of the lower case labels. Hence, this tree gives the word “XININII”.

Algorithm 1: $\text{BTCCount}(m)$ — Count binary trees column-by-column

Input: Maximum length m

// The only initial state, all others have initial count of zero.

$\text{totals}[0][0] \leftarrow 1$

for $n \leftarrow 0$ **to** $m - 1$ **do**

foreach k *such that* $\text{totals}[n][k] \neq 0$ **do**

$\text{totals}[n+1][k+1] += \text{totals}[n][k]$ // Add “nN” --- height increases

$\text{totals}[n+1][k] += \text{totals}[n][k]$ // Add “nI” --- height unchanged

if $k > 0$ **then**

$\text{totals}[n+1][k] += \text{totals}[n][k]$ // Add “iN” --- height unchanged

$\text{totals}[n+1][k-1] += \text{totals}[n][k]$ // Add “iI” --- height decreases

Output: $(n+1, \text{totals}[n+1][0])$

next depend on whether one is to the left or right of the pointer. We give these transitions in pseudo-code in Algorithms 2 and 3 and in words in the following paragraph.

A forest that ends in an “L” may be continued with a column of any label (see Figure 5). Similarly if a forest ends in a column labelled “R” then we may append an empty column labelled “R” or “X”. And if the last column is labelled “X” then we must start a new tree with either an “I” or “N” (see Figure 6). If a forest ends in an “I” of height zero then we may either finish the tree and append a column labelled “L”, “R” or “X” (see Figure 7) or continue the tree with an “I” or “N” as described in Section 2.1 above. Finally if the last column is labelled “I” or “N” and does not have height zero then we must continue the current tree as described in Section 2.1 above.

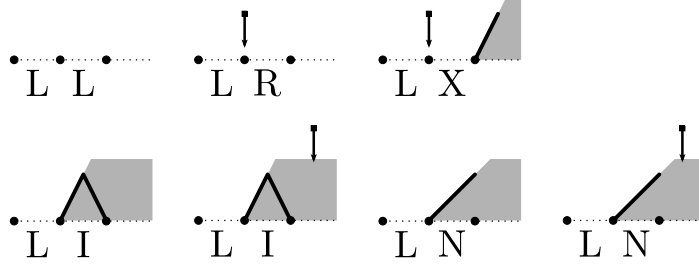


FIGURE 5. Consider a diagram ending in “L”. We can append new columns to the end of this diagram as shown above. In particular, an “L” may be followed by an “L” or “R”. If we append an “X” then we must commence a tree at the next column (indicated by the shaded region). Similarly we may start a tree in exactly 4 different ways; either with an “I” or an “N” and with the tree pointed or not.

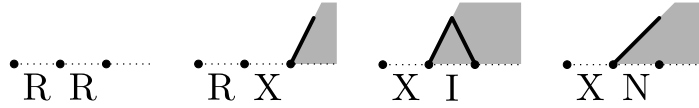


FIGURE 6. If a diagram ends in “R” then we can either append another “R” or an “X”. On the other hand, if the diagram ends in “X” then we must start a tree with either “I” or “N”.

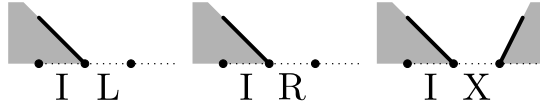


FIGURE 7. If a diagram ends in “I” of height zero then we can continue the tree with an “I” or an “N” (as described in Section 2.1). If we are to the left of the pointer then we can append an empty column labelled “L”. If we are to the right of the pointer then we may append an empty column labelled “R” or “X”.

2.3. The full algorithm. Consider the number of incomplete forest diagrams ending in a column with upper half in state u and lower half in state l and having length n . These numbers satisfy a system of recurrences which express how diagrams ending in a column of state (u, l) can be computed from diagrams ending in states (u', l') .

These transitions are all the possible ways in which the upper half of the diagram may change from state u' to state u (as described in the previous section) while the lower half changes from state l' to l . These transitions are nearly independent from each other except that we must ensure the resulting forest diagrams do not have common caret. We generate a caret in the upper (lower) forest diagram by moving from a column labelled anything except “I” to a column labelled “I”. Thus the only transitions we must avoid when appending columns to the upper and lower halves of the forest diagram are ones in which we attempt to append a column labelled “I” above and below from diagrams which are not labelled (above and below) “I”.

Algorithm 2: UpdateLeft(state) — Update half-column when left of pointer

```
// State is left of pointer by assumption
Input: State of half-column (Label, height)
if label = "L" then
    Output: ("L", left, 0) // another gap
    Output: ("N", left, 1) and ("I", left, 0) // start a tree
    Output: ("N", right, 1) and ("I", right, 0) // pointer & start tree
    Output: ("R", right, 0) // pointer & gap
    Output: ("X", right, 0) // pointer & gap and start new tree next
if (label = "N") or (label="I" and height > 0) then
    // Continue current tree
    Output: ("N", left, height+1), ("N", left, height), ("I", left, height) and
        ("I", left, height-1)
if label="I" and height=0 then
    Output: ("N", left, 1) and ("I", left, 0) // continue tree
    Output: ("L", left, 0) // finish current tree
    /* Note that one cannot finish a tree and immediately have the
       pointer, so the current state cannot be followed by a state
       labelled 'R' or 'X' */
```

Algorithm 3: UpdateRight(state) — Update half-column when right of pointer

```
// State is right of pointer by assumption
Input: State of half-column (Label, height)
if label = "R" then
    Output: ("R", right, 0) // another gap
    Output: ("X", right, 0) // another gap, start new tree next
if label = "X" then
    Output: ("N", right, 1) and ("I", right, 0) // start a tree
if (label = "N") or (label="I" and height > 0) then
    // Continue current tree
    Output: ("N", right, height+1), ("N", right, height), ("I", right, height) and
        ("I", right, height-1)
if label="I" and height=0 then
    Output: ("N", right, 1) and ("I", right, 0) // continue tree
    Output: ("R", right, 0) // finish current tree
    Output: ("X", right, 0) // finish current tree, start new tree next
```

Pseudo-code for iterating the resulting recurrences is given in Algorithm 4 and it depends on Algorithms 2 and 3 for updating the upper (and lower) forest diagrams described above.

When a new column is appended to a diagram the length changes by at least 1 and at most 4. Thus incomplete diagrams of length n will only contribute to incomplete diagrams of

lengths between $n+1$ and $n+4$. Once we have scanned through all diagrams of length n and computed all possible transitions we will not need them again and they can be thrown away. In this way we only need to store information about diagrams of five different lengths at any given time. Thus the algorithm needs to store $O(n^2)$ coefficients. During the n^{th} iteration of the algorithm we scan through each of the $O(n^2)$ diagrams of length n and compute the possible transitions; this takes $O(n^2)$ operations. Since a diagram of length n may contain at most n columns the algorithm requires $O(n^3)$ operations.

We finish our description of the algorithm by noting that we are, in fact, enumerating a superset of the forest diagrams studied by Belk & Brown. In particular, the forest diagrams we consider begin with any positive number of empty columns labelled “ $\begin{bmatrix} L \\ L \end{bmatrix}$ ” and then end in any positive number of empty columns labelled “ $\begin{bmatrix} R \\ R \end{bmatrix}$ ”, whereas those of Belk and Brown have no such empty columns. In order to correct our enumerations we must remove the contribution from these excess columns.

Since an empty column labelled “ $\begin{bmatrix} L \\ L \end{bmatrix}$ ” or “ $\begin{bmatrix} R \\ R \end{bmatrix}$ ” increases the length of the forest diagram by 2, appending a positive sequence of such empty columns to both ends of the diagram has the effect of multiplying the generating function by $\left(\frac{z^2}{1-z^2}\right)^2$. Thus if our algorithm gives the generating function $\sum h_n z^n$ we can recover the generating function for the spheres of radius n by computing $(1-z^{-2})^2 \sum h_n z^n$.

2.4. Growth rate. Using this algorithm we have been able to compute $f(n)$ for $0 \leq n \leq 1500$ using modest computer resources. We give some of the resulting data in Table 2. We coded the algorithm in `gnu-c++` using the Standard Template Library `map` container to store the coefficients indexed by their labels¹ and we used the `CLN` number library² to handle large integer arithmetic³.

Since the sequence $f(n)$ is submultiplicative, Fekete’s lemma [23] implies that growth rate, $\lim_{n \rightarrow \infty} f(n)^{1/n}$, exists and is bounded above by $f(n)^{1/n}$ for any n . Our data then gives a sequence of rigorous upper bounds on the growth rate and combining with Guba’s lower bound [14] gives the following result.

Proposition 1. *The growth rate of Thompson’s group satisfies*

$$(2) \quad \frac{3 + \sqrt{5}}{2} = 2.61803\dots \leq \lim_{n \rightarrow \infty} f(n)^{1/n} \leq f(1500)^{1/1500} = 2.62167\dots$$

We have plotted the sequence of upper bounds, $f(n)^{1/n}$, together with the lower bound in Figure 8 (left). It is not unreasonable to extrapolate these upper bounds and reach the following conjecture:

Conjecture 2. *The growth rate of Thompson’s group F with standard generating set is $\frac{3+\sqrt{5}}{2}$.*

To further support this conjecture we have examined the sequence $(f(2n)/f(n))^{1/n}$ which must converge to the growth rate and we observe that it converges extremely rapidly to

¹We also implemented the algorithm using `hashmap`; this used roughly the same amount of computer memory. Despite being theoretically faster than `map` we found that it slowed the algorithm in practice.

²Available from <http://www.ginac.de/CLN/> at time of writing.

³An alternative approach would have been to use modular arithmetic and reconstruct the results using the Chinese remainder theorem. Since $f(n)$ grows exponentially with n , this approach would require us to run the algorithm roughly $O(n)$ times using different primes. This would appear to be a way of adapting this algorithm to run on a cluster of computers.

Algorithm 4: CountForestDiagrams(m) — Count forest diagrams

Input: Maximum length m

// The only initial state, all others have initial count of zero.

$\text{totals}[2][("L", \text{left}, 0), ("L", \text{left}, 0)] \leftarrow 1$

for $n \leftarrow 2$ **to** $m - 1$ **do**

foreach *column with* $\text{totals}[n][\text{column}] \neq 0$ **do**

 // The following produces sets of new upper and lower half-columns

if *column.upper is left of upper pointer* **then**

 | upper-set $\leftarrow \text{UpdateLeft}(\text{column.upper})$

else

 | upper-set $\leftarrow \text{UpdateRight}(\text{column.upper})$

if *column.lower is left of lower pointer* **then**

 | lower-set $\leftarrow \text{UpdateLeft}(\text{column.lower})$

else

 | lower-set $\leftarrow \text{UpdateRight}(\text{column.lower})$

foreach $\text{new-col} \in \text{upper-set} \times \text{lower-set}$ **do**

 // We must check new columns for common carets.

if $\text{new-col.upper.label} = \text{new-col.lower.label} = "I"$ **and** $\text{column.upper.label} \neq "I"$
 and $\text{column.lower.label} \neq "I"$ **then**

 | // reject new state as it produced common caret

else

 // no common caret so keep new state with updated length

 // Length() computes the change in length using Table 1

 | $\text{total}[n + \text{Length}(\text{new-col.labels})][\text{new-col}] += \text{total}[n][\text{column}]$

Output: $(n+1, \text{totals}[n+1][("R", \text{right}, 0), ("R", \text{right}, 0)])$

Guba's lower bound. Additionally, in Figure 8 (right), we have plotted $f(n)/f(n-1)$. The limit of this ratio, if it exists, must be the growth rate; while we have not been able to prove convergence it does appear to converge rapidly and is nearly indistinguishable from Guba's bound. Note that Guba computed this ratio for $n = 9$ in [14], to obtain a conjectured upper bound of 2.7956043...

Numerical analysis of the series [8] indicates that the corresponding generating function $F(z) = \sum f(n)z^n$ has an isolated simple pole at $\frac{2}{3+\sqrt{5}}$ implying that

$$(3) \quad f(n) = A \left(\frac{3+\sqrt{5}}{2} \right)^n + \text{exponentially smaller terms}$$

with $A \approx 8.02374\dots$. The first correction term appears to be approximately 2.432^n . We estimated this term by studying the asymptotics of the generating function $(1-3z+z^2)F(z)$; this polynomial factor cancels the dominant contribution to the asymptotics from the simple pole.

n	$f(n)$	$f(n)^{1/n}$	$f(n)/f(n-1)$
0	1	○	○
1	4	4	4
2	12	3.464...	3
3	36	3.301...	3
4	108	3.223...	3
5	314	3.157...	2.907...
6	906	3.110...	2.885...
7	2576	3.070...	2.843...
8	7280	3.039...	2.826...
9	20352	3.011...	2.795...
10	56664	2.987...	2.784...
20	1257901236	2.850...	2.688...
50	6015840076078706884412	2.726...	2.627...
100	$\underbrace{5023 \dots 5868}_{43 \text{ digits}}$	2.673...	2.6184...
200	$\underbrace{3158 \dots 3328}_{85 \text{ digits}}$	2.645...	2.618034...
500	$\underbrace{7798 \dots 8648}_{210 \text{ digits}}$	2.628...	2.6180339887498949...
1000	$\underbrace{7579 \dots 7676}_{419 \text{ digits}}$	2.623...	differs from $\frac{3+\sqrt{5}}{2}$ by about 10^{-32}
1500	$\underbrace{7367 \dots 9566}_{628 \text{ digits}}$	2.62167...	differs from $\frac{3+\sqrt{5}}{2}$ by about 10^{-48}

TABLE 2. Table of the number of elements of geodesic length n . By Fekete's Lemma, $f(n)^{1/n}$ is an upper bound on the growth rate. We note that the ratio of successive terms appears to converge rapidly to Guba's conjectured value for the growth rate; unfortunately we have not been able to prove that it converges.

3. ALGORITHM B

We now present another algorithm, which while slower, applies to a more general class of groups. It also computes the *geodesic growth function*, that is, the number of *geodesics* of length n for each n , in addition to the ordinary growth function.

The following lemma, due to the third author and van Rensburg in [19], arises in the context of randomly sampling self-avoiding walks and polygons using a generalisation of the Rosenbluth method [20, 17]. In particular, it allows us to enumerate objects without having to use a unique construction.

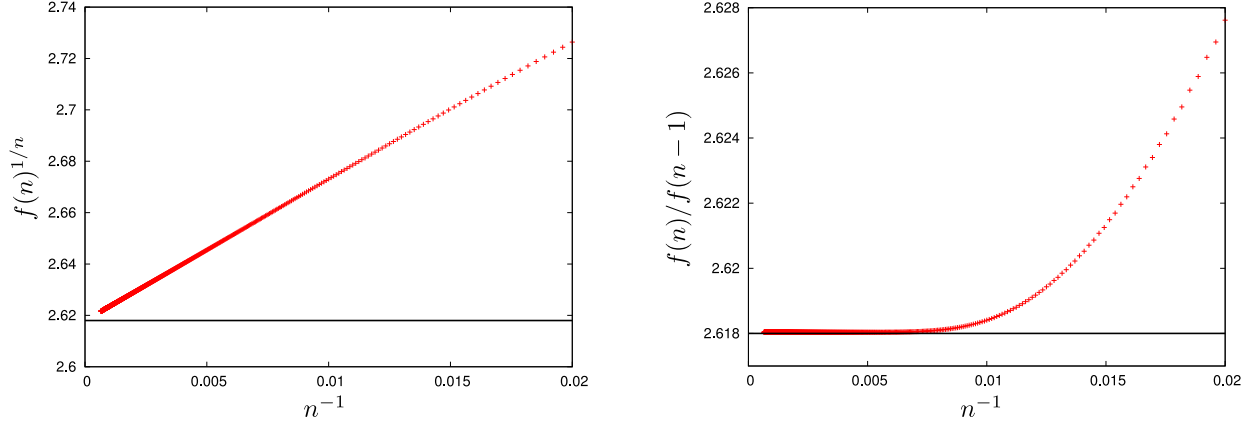


FIGURE 8. (left) A plot of $f(n)^{1/n}$ versus n^{-1} for $50 \leq n \leq 1500$. For comparison we have also plotted Guba's lower bound of $\frac{3+\sqrt{5}}{2}$. (right) Plot of the ratios $f(n)/f(n-1)$ for $50 \leq n \leq 1500$, and Guba's lower bound. For large n the ratios are indistinguishable from Guba's lower bound.

Definition 3. Let G be a group with finite generating set X . Given a word w in the generators of the group define

$$\begin{aligned} d_-(w) &= \{x \in X \mid \ell(w) > \ell(wx)\} \\ d_+(w) &= \{x \in X \mid \ell(w) < \ell(wx)\} \\ d_0(w) &= \{x \in X \mid \ell(w) = \ell(wx)\}, \end{aligned}$$

where $\ell(w)$ is the geodesic length of the element represented by w . These are the subsets of the generators that shorten, lengthen and do no change the geodesic length. Note that if the group only has relations of even length (as is the case for F) then $d_0(w) \equiv \emptyset$.

Lemma 4 (From [19]). *Let Γ_n be the set of all geodesic words of length n . Given a word w from this set let w_i be the prefix of length i . The size of the sphere of radius n (ie the number of distinct elements whose geodesic length is n) is given by*

$$|S(n)| = \sum_{w \in \Gamma_n} \prod_{i=1}^n \frac{1}{|d_-(w_i)|}.$$

Proof. We prove this result by induction on n . When $n = 1$, the set of geodesics is just the set of generators and so expression is true.

Let g be an element of $S(n)$ and let $\Gamma_n(g)$ be the set of geodesic paths from the identity to g . It then suffices to show that

$$\sum_{w \in \Gamma_n(g)} \prod_{i=1}^n \frac{1}{|d_-(w_i)|} = 1.$$

Every geodesic ending at g can be written as the product of a geodesic in Γ_{n-1} and a generator. Thus we can write

$$\begin{aligned} \sum_{w \in \Gamma_n(g)} \prod_{i=1}^n \frac{1}{|d_-(w_i)|} &= \frac{1}{|d_-(w)|} \sum_{w \in \Gamma_n(g)} \prod_{i=1}^{n-1} \frac{1}{|d_-(w_i)|} \\ &= \sum_{x \in X} \frac{1}{|d_-(w)|} \sum_{v \in \Gamma_{n-1}(gx^{-1})} \prod_{i=1}^{n-1} \frac{1}{|d_-(v_i)|} \end{aligned}$$

The inner sum is zero when the set $\Gamma_{n-1}(gx^{-1})$ is empty. The induction hypothesis implies that the inner sum is equal to 1 when the set is non-empty (ie when $\ell(gx^{-1}) = n-1$). Exactly $|d_-(w)|$ of the sets are non-empty and so the result follows. \square

3.1. Description of the algorithm. The above lemma allows us to compute the size of $S(n)$ much more efficiently than brute-force methods. The time complexity is proportional to the size of Γ_n and the time to compute $d_{\pm}(w)$. The memory required is significantly reduced; we only require space to compute $d_{\pm}(w)$ and the current geodesic word. In the case of Thompson's group this algorithm requires exponential time and approximately linear memory (depending on how Belk & Brown's algorithm is implemented).

Algorithm 5: `ComputeGeod(w, N)` — output all geodesics of length N with prefix w .

Input: Word w , Integer N
if $|w| = N$ **then** **Output:** w
else
 foreach $x \in d_+(w)$ **do** `ComputeGeod(wx, N)`

Algorithm 6: `ComputeSphere(n)` — Find the size of $S(n)$

Input: Integer n
 $s \leftarrow 0$
 $\text{GeodSet} \leftarrow \text{ComputeGeod}(\cdot, n)$ // Find all geodesics starting from empty word
foreach $w \in \text{GeodSet}$ **do**
 for $i \leftarrow 1$ **to** n **do** Compute $d_-(w_i)$
 $s \leftarrow s + \prod_{i=1}^n \frac{1}{|d_-(w_i)|}$.
return s

We have used the above algorithm to compute both the growth series and complete growth series for Thompson's group F up to length 22.

Since concatenating two geodesic paths need not result in a geodesic path, we have $|\Gamma_n||\Gamma_m| \geq |\Gamma_{n+m}|$ and so by Fekete's lemma and Guba's lower bound we have the following result.

Proposition 5. *The growth rate of the number of geodesic paths in Thompson's group F is bounded by*

$$(4) \quad \frac{3 + \sqrt{5}}{2} = 2.61803 \dots \leq \lim_{n \rightarrow \infty} |\Gamma_n|^{1/n} \leq |\Gamma_{22}|^{1/22} = 2.92257 \dots$$

n	$ S(n) $	$ \Gamma_n $	n	$ S(n) $	$ \Gamma_n $
0	1	1	12	431238	556932
1	4	4	13	1180968	1588836
2	12	12	14	3225940	4507524
3	36	36	15	8773036	12782560
4	108	108	16	23809148	36088224
5	314	324	17	64388402	101845032
6	906	952	18	173829458	286372148
7	2576	2800	19	467950860	804930196
8	7280	8132	20	1257901236	2255624360
9	20352	23608	21	3373450744	6318588308
10	56664	67884	22	9035758992	17654567968
11	156570	195132			

TABLE 3. Enumeration of group elements and geodesics of Thompson’s group F .

Unfortunately this series data is not long enough to indicate whether or not the exponential growth of the number of geodesics is equal to that of group elements.

Note that the above series data also bounds the growth rate of Thompson’s group under $2.8349398\dots$, which of course Algorithm A gives a much better bound. Both algorithms are a significant improvement on previous studies [14, 3] which computed the growth series up to length 9 and 12 respectively.

3.2. Lengthening and shortening problems. While we have only considered the application of Algorithm B to Thompson’s group, we can actually apply it to any finitely generated group, $G = \langle X \mid R \rangle$, in which we can (efficiently) answer the following question:

Problem 1. Given a geodesic u and generator x , determine if $\ell(ux) > \ell(u)$ or $\ell(ux) < \ell(u)$,

which when all relators have even length, becomes the decision problem

Problem 2. Given a geodesic u and generator x , decide if $\ell(ux) > \ell(u)$ or not.

In the case of Thompson’s group, which has only even relations, we solved this problem using the Belk & Brown length formula. For each geodesic word we compute the corresponding forest diagram. We then multiply this word (and the corresponding diagram) by each generator and use the Belk & Brown length formula to compute its geodesic length in polynomial time and space.

The solvable Baumslag-Solitar groups have a linear time and space solution to Problem 1 by a recent result of the first author [7]. There certainly exist groups for which Problems 1 and 2 are unsolvable, since a solution to either implies a solvable word problem – a word u is trivial if $\ell(ux) > \ell(u)$ for all generators x – and there exist finitely presented groups with unsolvable word problem (some of which have all relators even length - [18]). It would be interesting to know whether the first Grigorchuk group [12], or the non-solvable Baumslag-Solitar groups, have a good solution to Problem 1.

4. OUTLOOK

In this paper we have described two algorithms for computing the size of the sphere of radius n of Thompson's group with standard generating set. The first of these runs in polynomial time and space and we have used it to compute the first 1500 terms of the growth series. We then used Fekete's lemma to compute upper bounds for the growth rate from this data. The second algorithm requires exponential time and polynomial space but is potentially generalisable to other groups and also computes the geodesic growth series.

This work suggests that the growth rate of F is exactly equal to $\frac{3+\sqrt{5}}{2}$. This strongly suggests that the normal forms described in [15, 14] have very nearly geodesic length. More precisely, we believe that the word length of the normal form of a typical element differs from its geodesic length only by $O(1)$.

We analysed the sequence $f(n)$ using our data and we have found some indication (using series analysis techniques such as differential approximants [16]) that the corresponding generating function contains square-root singularities and so is unlikely to be rational. Further, despite having the first fifteen hundred terms of the sequence, we have been unable to conjecture a rational, algebraic or differentiably finite generating function. While this does not prove that the generating function lies outside these classes, it does rule out the possibility that the generating function is simple (of low degree or order). A manuscript describing this analysis is currently in preparation [8].

It is relatively straightforward to extend Algorithm A to generate elements of a fixed geodesic length uniformly at random in polynomial time. Algorithm B was derived from an approximate enumeration algorithm [19] which can also be used to sample large elements of the group. In the spirit of [3], we are currently using both of these random generators to explore properties of the group that are still beyond analytic techniques such as its amenability [8].

REFERENCES

- [1] J.M. Belk and K.S. Brown. Forest diagrams for elements of Thompson's group F . *Internat. J. Algebra Comput.*, 15:815–850, 2005.
- [2] M. Bousquet-Mélou. A method for the enumeration of various classes of column-convex polygons. *Disc. Math.*, 154(1-3):1–25, 1996.
- [3] J. Burillo, S. Cleary, and B. Wiest. Computational explorations in Thompson's group F . In *Geometric Group Theory, Geneva and Barcelona Conferences*. Birkhauser, 2007.
- [4] J. W. Cannon, W. J. Floyd, and W. R. Parry. Introductory notes on Richard Thompson's groups. *Enseign. Math. (2)*, 42(3-4):215–256, 1996.
- [5] S. Cleary and J. Taback. Combinatorial properties of thompson's group f . *Trans. AMS.*, 356(7):2825–2849 (electronic), 2004.
- [6] A.R. Conway, A.J. Guttmann, and M. Delest. The number of three-choice polygons *Mathl. Comput. Modelling*, 26:51–58, 1997.
- [7] M. Elder. A linear time algorithm to compute geodesics in solvable Baumslag-Solitar groups. In preparation.
- [8] M. Elder, É. Fusy, and A. Rechnitzer. Experimenting with Thompson's group F . In preparation — title subject to change.
- [9] I.G. Enting and A.J. Guttmann. Self-avoiding polygons on the square, L and Manhattan lattices. *J. Phys. A: Math. Gen.*, 18(6):1007–1017, 1985.
- [10] S. Felsner, E. Fusy, M. Noy, and D. Orden. Bijections for Baxter Families and Related Objects. *Arxiv preprint arXiv:0803.1546*, 2008.

- [11] S.B. Fordham. Minimal Length Elements of Thompson's Group F . *Geom. Dedicata*, 99(1):179–220, 2003.
- [12] R. Grigorchuk. On growth in group theory. *Proc. of ICM in Kyoto*, 1:325–338, 1990.
- [13] R. Grigorchuk and T. Smirnova-Nagnibeda. Complete growth functions of hyperbolic groups. *Inven. Math.*, 130(1):159–188, 1997.
- [14] V.S. Guba. On the Properties of the Cayley Graph of Richard Thompson's Group F . *Int. J. of Alg. Computation*, 14(5-6):677–702, 2004.
- [15] V.S. Guba and M.V. Sapir. The Dehn function and a regular set normal forms for R. Thompson's group F . *J. Aust. Math. Soc. Series A*, 62:315–328, 1997.
- [16] A.J. Guttmann. Asymptotic analysis of power-series expansions. *Phase Transitions and Critical Phenomena*, 13:1–234, 1989.
- [17] J.M. Hammersley and K.W. Morton. Poor mans Monte Carlo. *J. Roy. Statist. Soc. B*, 16(1):23–38, 1954.
- [18] Word problem.
- [19] A. Rechnitzer and E.J. Janse van Rensburg. Fast Track Communication. *J. Phys. A: Math. Theor.*, 41:442002, 2008.
- [20] M.N. Rosenbluth and A.W. Rosenbluth. Monte Carlo calculation of the average extension of molecular chains. *J. Chem. Phys.*, 23(2):356–362, 1955.
- [21] R.P. Stanley. *Enumerative Combinatorics: Volume 2*. Cambridge University Press, 1999.
- [22] H.N.V. Temperley. Combinatorial Problems Suggested by the Statistical Mechanics of Domains and of Rubber-Like Molecules. *Phys. Rev.*, 103(1):1–16, 1956.
- [23] J.H. van Lint and RM Wilson. *A Course in Combinatorics*. Cambridge University Press, 2001.

MATHEMATICS, UNIVERSITY OF QUEENSLAND, BRISBANE, AUSTRALIA
E-mail address: murrayelder@gmail.com

LIX, ÉCOLE POLYTECHNIQUE, PARIS, FRANCE
E-mail address: fusy@lix.polytechnique.fr

DEPARTMENT OF MATHEMATICS, UNIVERSITY OF BRITISH COLUMBIA, VANCOUVER, CANADA
E-mail address: andrewr@math.ubc.edu