

A Mathematical Basis for the Chaining of Lossy Interface Adapters

Yoo Chung Dongman Lee

March 8, 2019

Abstract

Despite providing similar functionality, multiple network services may require the use of different interfaces to access the functionality, and this problem will only get worse with the widespread deployment of ubiquitous computing environments. One way around this problem is to use interface adapters that adapt one interface into another. Chaining these adapters allows flexible interface adaptation with fewer adapters, but the loss incurred due to imperfect interface adaptation must be considered. This paper outlines a mathematical basis for analyzing the chaining of lossy interface adapters. We also show that the problem of finding an optimal interface adapter chain is NP-complete.

1 Introduction

Similar network services can have different interfaces for providing equivalent functionality, akin to the way there are a myriad of infrared remote control protocols for televisions from different manufacturers. Multiple web services running over SOAP [19] may provide different interfaces for the same functionality, and the same thing can happen for different embedded devices that essentially do the same thing. Even the same service from the same provider may end up with different interfaces as newer versions are developed.

One way to solve the problem of having a myriad of interfaces for the same functionality is to standardize on a single interface. This is not always feasible due to economical or political considerations, so another way is to develop and use adapters that can convert one interface to another [6]. This approach allows multiple competing interfaces to coexist without constraining a network client to one manufacturer or API standard, which would be required in ubiquitous computing environments so as to allow a large number of diverse computing devices interoperate with each other seamlessly.

The simplest way to adapt an unusable interface into a usable one is to use a single adapter to convert from one to the other. This can easily be extended so that multiple adapters are chained to adapt interfaces [14, 9], which can reduce the number of interface adapters that are required. However, it is not

always feasible for an adapter to perfectly convert one interface to another, since interfaces are almost never created with conversion to other interfaces in mind, and the problem is only worse when adapters are chained [10].

This paper outlines a mathematical basis for analyzing lossy interface adaptation through the chaining of interface adapters. In section 2, we describe the background behind interface adaptation. Section 3 describes a matrix-based mathematical basis for analyzing lossy interface adapter chaining. We show that optimal interface adapter chaining is NP-complete in section 4 using our mathematical basis, so an exponential-time algorithm for the problem is suggested in section 5. We discuss related work in section 6, and the paper concludes in section 7.

2 Interface adaptation

In this paper, we take the approach that services that provide similar functionality can be accessed through different interfaces than that used by the service itself through the use of pre-existing interface adapters. Each interface is accessed through methods, and an interface adapter can provide an alternative interface by implementing external methods through the methods available in the original interface. This is the same view as taken in [10].

There can be various approaches to creating the interface adapters themselves, from manual development of an adapter to the automatic generation of an adapter through semantic and code analysis. While manual development of interface adapters is probably the most reliable method, the mathematical framework described in this paper does not preclude the use of alternative methods [1, 13, 20], and the generation of interface adapters themselves is outside the scope of this paper, as our mathematical framework assumes a fixed set of interfaces and pre-existing interface adapters.

As a concrete example, we will describe how the web service XWebCheckout could be accessed using the Google Checkout API, an example we took from [13]. In figure 1, we can see how XWebCheckout has a different interface from that of Google Checkout. For a network client that only knows how to use the Google Checkout API, it would need an adapter which can convert the source interface for XWebCheckout to the target interface for Google Checkout.

A developer could implement methods for the Google Checkout interface by using methods available in the XWebCheckout interface. For example, the PLACE-ORDER method in the Google Checkout interface could be implemented using the ADDORDER and UPDATEORDER methods in the XWebCheckout interface. Doing this for each method in the Google Checkout interface will result in an interface adapter that adapts the XWebCheckout interface to the Google Checkout interface.

However, interface adaptation might not be perfect as some methods in the target interface simply cannot be implemented using only methods in the source interface, resulting in lossy interface adaptation. We can see this in figure 1, where there is no feasible way to implement the NEW-ORDER-NOTIFICATION

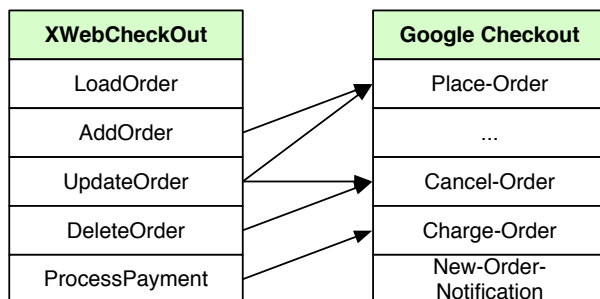


Figure 1: Example of service interface adaptation.

method using only methods available from the XWebCheckOut interface, assuming that the method cannot be implemented independently of XWebCheckOut.

Since a network client is using the target interface to access a service, the lossiness in the target interface is of more interest than the inability to provide access to the full range of functionality provided in the source interface. For example, for a network client that only knows how to use the Google Checkout API, it is more relevant that an interface adapter may not be able to provide the NEW-ORDER-NOTIFICATION method in the Google Checkout interface, rather than that the functionality provided by the LOADORDER method in the XWebCheckOut interface is missing.

If we require that all available interfaces for similar services must be adapted between each other with only a single adapter in between, then the number of interface adapters required is in the order of n^2 . Developing all the required adapters can be impractical, so interface adapters can be *chained* to adapt a source interface to one interface, this interface adapted to another interface, and so on until we get a target interface that a network client knows how to use. In the best case, we can even get away with only n adapters given n interfaces.

However, different chains of interface adapters result in different lossiness in the interface adaptation, so we need a way to analyze the chaining of lossy interface adapters. We will look at another example in figure 2, where there are four interfaces and six interface adapters, each of the latter represented by an arrow from the source interface to the target interface it converts from and to.

Each interface may have the following characteristics:

- *Video1* can play both video and audio files.
- *Video2* can only play video files, but can stop playback, skip over a fixed amount of time, and select captions.
- *Video3* can only play video files, but can get and set the volume and set the equalizer for the audio output.
- *Audio* can only play video files, but can set audio properties, which are the volume and the equalizer.

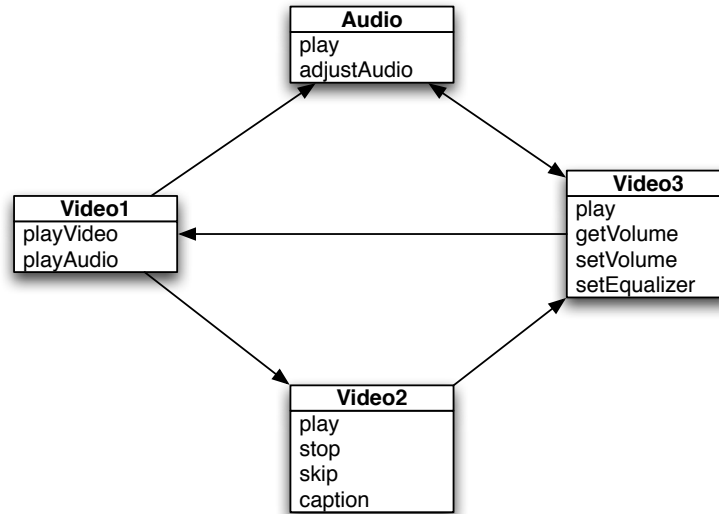


Figure 2: Multiple interfaces related by interface adapters.

And each interface adapter may be implemented as in the following, where methods in a target interface not mentioned are not adapted to:

- The adapter *Video1toVideo2*, which converts *Video1* to *Video2*, may implement the *play* method of *Video2* by using the *playVideo* method of *Video1*.
- The adapter *Video2toVideo3*, which converts *Video2* to *Video3*, may implement the *play* method of *Video3* by using the *play* method of *Video2*.
- The adapter *Video1toAudio*, which converts *Video1* to *Audio*, may implement the *play* method of *Audio* by using the *playAudio* method of *Video1*.
- The adapter *AudioToVideo3*, which converts *Audio* to *Video3*, may implement the *setVolume* and *setEqualizer* methods of *Video3* by using the *adjustAudio* method of *Audio*.¹
- The adapter *Video3toAudio*, which converts *Video3* to *Audio*, may implement the *adjustAudio* method of *Audio* by using the *setVolume* and *setEqualizer* methods of *Video3*.
- The adapter *Video3toVideo1*, which converts *Video3* to *Video1*, may implement the *playVideo* method of *Video1* using the *play* method of *Video3*.

¹While it may seem odd to have an adapter from *Audio* to *Video3* which cannot adapt a playback method, it can still be useful when someone wishes to reduce loud noises from an audio device with interface *Audio* using a remote control that only understands the interface *Video3*.

A service with interface *Video1* may be available, and we may want to access it using a client that only understands interface *Video3*. There is no interface adapter which directly converts interface *Video1* to *Video3*, but there are interface adapter chains which can indirectly do the conversion. Chaining *Video1toVideo2* with *Video2toVideo3* or chaining *Video1toAudio* with *AudiotoVideo3* can convert interface *Video1* to *Video3*.

Given multiple possible interface adapter chains, we would want to use the best interface adapter chain that can provide the most methods in the target interface. Associating a cost with an adapter depending on how well it adapts the methods in its target interface and using minimum-cost path algorithms such as Dijkstra’s algorithm [4] would be an obvious approach to choose the best interface adapter chain. However, this naive approach would not work as we will see from the example in figure 2.

Video1toAudio and *AudiotoVideo3* can adapt one out of two methods in *Audio* and *Video3*, respectively. In contrast, *Video1toVideo2* and *Video2toVideo3* can adapt one out of four methods in *Video2* and *Video3*. One might think that the *Video1toAudio* and *AudiotoVideo3* chain is better than the *Video1toVideo2* and *Video2toVideo3* chain simply by looking how lossy each interface adapter is, but one would be wrong.

AudiotoVideo3 requires the *adjustAudio* method in *Audio* to implement the *setVolume* and *setEqualizer* methods in *Video3*. However, *Video1toAudio* cannot implement the *adjustAudio* method in *Audio*, so the *Video1toAudio* and *AudiotoVideo3* chain ends up with no available methods for *Video3*. In contrast, the *Video1toVideo2* and *Video2toVideo3* chain can provide the method *play* for *Video3*. A single number for each interface adapter cannot express such dependencies properly, so we need a more precise approach to analyze the lossiness in interface adapter chains.

In the rest of the paper, we will discuss how to mathematically analyze the lossiness incurred from the chaining of interface adapters. We will also assume that interface adapters are as transparent as possible: while an interface adapter may not be able to provide all of the methods in the target interface, the methods it will provide will work just as if they were invoked directly on a service having the target interface.

3 Mathematical basics

We can start formalizing the problem of lossy interface adaptation by defining an *interface adapter graph*. This is a directed graph where interfaces are nodes and adapters are edges. If there are interfaces I_1 and I_2 with an adapter A that adapts source interface I_1 to target interface I_2 , then I_1 and I_2 would be nodes in the interface adapter graph while A would be a directed edge from I_1 to I_2 .

We do not assume that there can be at most one adapter which can adapt one interface to another. This reflects the fact that there can be multiple adapters from different developers, similar to how there can be multiple device drivers available for a graphics card. It also simplifies some of the arguments in this

paper, although they would still hold even with such a restriction with only minor changes in the proofs.

3.1 Method dependency matrix

The next step is to formally describe each adapter, i.e. each edge in the interface adapter graph, in a way that would be useful for analyzing lossiness. We should be able to figure out which methods in the target interface can be provided by an interface adapter given the methods available in the source interface. We do this by defining a *method dependency matrix*, a boolean matrix which describes how an interface adapter implements methods in the target interface using available methods in the source interface.

The method dependency matrix a_{ji} for an adapter A , where a_{ji} represents either the matrix itself or a single component in the matrix depending on the context, is defined by how the adapter depends on the availability of a method in the source interface in order to implement a method in the target interface. a_{ji} is true if and only if method j in the target interface can be implemented only if method i in the source interface is available. We denote the method dependency matrix associated with an adapter A as $depend(A)$.

We also define a *method availability vector* p_i for an interface, where each component p_i is true if and only if method i is available. This boolean vector is not intrinsic to an interface, unlike the method dependency matrix which *is* intrinsic to an interface adapter. Instead, it is used to represent the lossiness in interface adaptation such that method i in the target interface can be used only if p_i is true. For a fully functional service that implements all methods specified in its interface, the components of its method availability vector should all be true. We denote the number of true components in method availability vector p_i as $\|p_i\|$.²

Given method availability vector p_i for a source interface and the method dependency matrix a_{ji} for an interface adapter, we can derive the method availability vector q_j for the target interface. A method j in the target interface can only be implemented if all of the methods it depends on are available in the source interface. So if q_j is to be true for fixed j , then all p_i must be true when a_{ji} is true:

$$q_j = \bigwedge_i (a_{ji} \rightarrow p_i) = \bigwedge_i (\neg a_{ji} \vee p_i) \quad (1)$$

However, equation (1) is incomplete in that it does not properly distinguish between methods which can always be implemented and methods which cannot be implemented given the source interface. For example, a method that returns the value of π does not need anything from the source interface, whereas there would be no way to implement a video playback method given only a source interface specialized exclusively for audio playback. For both cases, all a_{ji} are

²This is equivalent to the Manhattan norm [18] when true and false components are replaced by 1 and 0, respectively.

false for a specific method j , and equation (1) would give the wrong result for the latter case.

This can be worked around by defining a *dummy method* that is never available for every interface. We arbitrarily call this method 1, so that p_1 will always be false for any method availability vector. It is easy to see that extending the definition of the method dependency matrix with the following rules is consistent with our definitions and equations for the method dependency matrix and method availability vector:

- a_{11} is true, while a_{1i} is set to false for all $i \neq 1$.
- If method j can always be implemented in the target interface, set a_{ji} to false for all i .
- If method j can never be implemented given the source interface, set a_{j1} to true, while a_{ji} is set to false for all $i \neq 1$.
- If method j depends on the availability of actual methods in the source interface, then a_{j1} is false.

For succinctness, we denote a method availability vector for interface I which represents that all methods are available, i.e. when the component for the dummy method is false while all the other components are true, by $\mathbf{1}'_I$.

We also define the operator \otimes for a method dependency matrix as applied to a method availability vector to represent the operation in equation (1), or in other words:

$$a_{ji} \otimes p_i \equiv \bigwedge_i (\neg a_{ji} \vee p_i) \quad (2)$$

It is easy to see that a square boolean matrix where the diagonals are true and the rest of the components are false is an identity matrix for \otimes . We denote an identity matrix with n rows as \mathbf{I}_n .

3.2 Adapter composition

To analyze the chaining of lossy interface adapters, we are also interested in how to derive a composite method dependency matrix from the composition of two method dependency matrixes, which would be equivalent to describing the chaining of two interface adapters as if they were a single interface adapter.

Given interfaces I_1 , I_2 , and I_3 , let the corresponding method availability vectors be p_i , q_j , and r_k . In addition, let there be interface adapters A_1 and A_2 , where A_1 converts I_1 to I_2 and A_2 converts I_2 to I_3 , with corresponding method dependency matrixes a_{ji} and b_{kj} , respectively. We would like to know how to derive the method dependency matrix that would correspond to an interface adapter equivalent to A_1 and A_2 chained together.

From equation (1) and our assumptions:

$$r_k = \bigwedge_j (\neg b_{kj} \vee q_j)$$

$$\begin{aligned}
&= \bigwedge_j \left(\neg b_{kj} \vee \bigwedge_i (\neg a_{ji} \vee p_i) \right) \\
&= \bigwedge_j \bigwedge_i (\neg b_{kj} \vee \neg a_{ji} \vee p_i) \\
&= \bigwedge_i \bigwedge_j (\neg b_{kj} \vee \neg a_{ji} \vee p_i) \\
&= \bigwedge_i \left(\bigwedge_j (\neg b_{kj} \vee \neg a_{ji}) \vee p_i \right) \\
&= \bigwedge_i \left(\neg \bigvee_j (b_{kj} \wedge a_{ji}) \vee p_i \right)
\end{aligned}$$

We reuse the operator \otimes to represent the composition of two method dependency matrixes, and by comparing the above with equation (1), we can define it as:

$$b_{kj} \otimes a_{ji} = \bigvee_j (b_{kj} \wedge a_{ji}) \quad (3)$$

The \otimes operator is “associative”³ when applied to method dependency matrixes and a method availability vector, i.e. $b_{kj} \otimes (a_{ji} \otimes p_i) = (b_{kj} \otimes a_{ji}) \otimes p_i$, which shows that in terms of lossiness, chaining adapters and then applying it to a source interface is equivalent to applying each adapter one by one:

$$\begin{aligned}
b_{kj} \otimes (a_{ji} \otimes p_i) &= \bigwedge_j \left(\neg b_{kj} \vee \bigwedge_i (\neg a_{ji} \vee p_i) \right) \\
&= \bigwedge_j \bigwedge_i (\neg b_{kj} \vee \neg a_{ji} \vee p_i) \\
&= \bigwedge_i \bigwedge_j (\neg b_{kj} \vee \neg a_{ji} \vee p_i) \\
&= \bigwedge_i \bigwedge_j (\neg (b_{kj} \wedge a_{ji}) \vee p_i) \\
&= \bigwedge_i \left(\bigwedge_j \neg (b_{kj} \wedge a_{ji}) \vee p_i \right) \\
&= \bigwedge_i \left(\neg \bigvee_j (b_{kj} \wedge a_{ji}) \vee p_i \right) \\
&= (b_{kj} \otimes a_{ji}) \otimes p_i
\end{aligned}$$

³It is not technically associative in this context as the \otimes operator as applied to method dependency matrixes is not really the same as the \otimes operator as applied to a method dependency matrix and a method availability vector, similarly to how \times for numbers is different from \times for sets.

Likewise, method dependency matrix composition is associative:

$$\begin{aligned}
c_{lk} \otimes (b_{kj} \otimes a_{ji}) &= \bigvee_k \left(c_{lk} \wedge \bigvee_j (b_{kj} \wedge a_{ji}) \right) \\
&= \bigvee_k \bigvee_j (c_{lk} \wedge b_{kj} \wedge a_{ji}) \\
&= \bigvee_j \bigvee_k (c_{lk} \wedge b_{kj} \wedge a_{ji}) \\
&= \bigvee_j \left(\bigvee_k (c_{lk} \wedge b_{kj}) \wedge a_{ji} \right) \\
&= (c_{lk} \otimes b_{kj}) \otimes a_{ji}
\end{aligned}$$

However, method dependency matrix composition is *not* commutative, as can be easily seen by considering the composition of method dependency matrixes that are not square matrixes.

We can also formalize the somewhat vague intuition that a longer interface adapter chain is worse in terms of lossiness. If A_1 and A_2 are interface adapters, where A_1 converts I_1 to I_2 and A_2 converts I_2 to I_3 , with $a_{ji} = \text{depend}(A_1)$ and $b_{kj} = \text{depend}(A_2)$ in which a_{11} and b_{11} are both true as in section 3.1, then for $p_i = b_{kj} \otimes \mathbf{1}'_{I_2}$ and $p'_i = b_{kj} \otimes a_{ji} \otimes \mathbf{1}'_{I_1}$:

$$\begin{aligned}
p_i &= (\neg b_{k1} \vee f) \wedge \bigwedge_{j \neq 1} (\neg b_{kj} \vee t) = \neg b_{k1} \\
p'_i &= \bigwedge_j \left(\neg b_{kj} \vee \left((\neg a_{j1} \vee f) \wedge \bigwedge_{i \neq 1} (\neg a_{ji} \vee t) \right) \right) \\
&= \bigwedge_j (\neg b_{kj} \vee \neg a_{j1}) \\
&= \neg b_{k1} \wedge \bigwedge_{j \neq 1} (\neg b_{kj} \vee a_{j1}) \\
&\therefore p'_i \rightarrow p_i
\end{aligned} \tag{4}$$

We can also infer from this that

$$\|b_{kj} \otimes \mathbf{1}'_{I_2}\| \geq \|b_{kj} \otimes a_{ji} \otimes \mathbf{1}'_{I_1}\| \tag{5}$$

which, along with the associativity of method dependency matrix composition, formalizes the notion that extending an interface adapter chain is worse in terms of lossiness.

The definitions of the method dependency matrix and the method availability vector in section 3.1, along with the associativity rules proven in this section, provide a succinct way to mathematically express and analyze the chaining of lossy interface adapters.

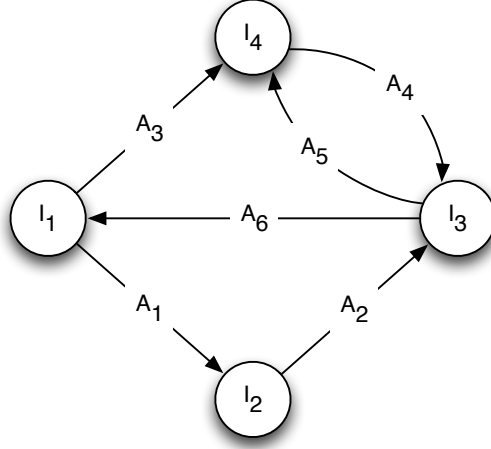


Figure 3: Interface adapter graph for figure 2.

3.3 An example

As an example, we apply the mathematical framework to the interfaces and adapters in figure 2. We will denote interfaces *Video1*, *Video2*, *Video3*, and *Audio* as I_1 , I_2 , I_3 , and I_4 , respectively, while A_1 , A_2 , A_3 , A_4 , A_5 , and A_6 denote the interface adapters *Video1toVideo2*, *Video2toVideo3*, *Video1toAudio*, *AudioVideo3*, *Video3toAudio*, and *Video3toVideo1*, respectively. We also index each method in the order they appear in figure 2 along with an extra dummy method with index 1, and let $a_{ji}^k = \text{depend}(A_k)$. Figure 2 is already an interface adapter graph, which is simplified and labeled in figure 3.

Some method dependency matrixes would be:

$$a_{ji}^1 = \begin{pmatrix} t & f & f \\ f & t & f \\ t & f & f \\ t & f & f \\ t & f & f \end{pmatrix}$$

$$a_{ji}^2 = \begin{pmatrix} t & f & f & f & f \\ f & t & f & f & f \\ t & f & f & f & f \\ t & f & f & f & f \\ t & f & f & f & f \end{pmatrix}$$

$$a_{ji}^5 = \begin{pmatrix} t & f & f & f & f \\ t & f & f & f & f \\ f & f & f & t & t \end{pmatrix}$$

Given a fully functional service which conforms to interface *Video1*, we would expect that only the *play* method would be available for interface *Video3* after

going through the adapter chain A_1 and A_2 , which can be verified by computing the method availability vector $a_{kj}^2 \otimes a_{ji}^1 \otimes \mathbf{1}'_{I_1}$:

$$a_{kj}^2 \otimes a_{ji}^1 \otimes \mathbf{1}'_{I_1} = [f, t, f, f, f]$$

One can also verify the following by hand, which would be expected from the associativity of \otimes . Associativity can be very useful in developing algorithms analyzing chains of lossy interface adapters, since fragments of an interface adapter chain can be assembled independently and still give the same method dependency matrix for the whole chain.

$$\begin{aligned} & a_{lk}^5 \otimes a_{kj}^2 \otimes a_{ji}^1 \otimes \mathbf{1}'_{I_1} \\ &= a_{lk}^5 \otimes (a_{kj}^2 \otimes (a_{ji}^1 \otimes \mathbf{1}'_{I_1})) \\ &= ((a_{lk}^5 \otimes a_{kj}^2) \otimes a_{ji}^1) \otimes \mathbf{1}'_{I_1} \\ &= (a_{lk}^5 \otimes a_{kj}^2) \otimes (a_{ji}^1 \otimes \mathbf{1}'_{I_1}) \\ &= [f, f, f] \end{aligned}$$

We can also verify the following, which is consistent with equations (4) and (5), and is in line with the intuition that extending an adapter chain can only be worse in terms of lossiness, although this does not mean that a longer adapter chain is always worse than a shorter adapter chain.

$$\begin{aligned} a_{lk}^5 \otimes \mathbf{1}'_{I_3} &= [f, f, t] \\ a_{lk}^5 \otimes a_{kj}^2 \otimes \mathbf{1}'_{I_2} &= [f, f, f] \end{aligned}$$

4 Optimal adapter chaining

One of the things that could be hoped from the mathematical framework in section 3 is that it could help with the development of an efficient algorithm for obtaining an optimal interface adapter chain from an actual service to a target interface that incurs the least loss in terms of functionality. Unfortunately, the problem is NP-complete, as will be shown in this section, dashing hopes for such an algorithm.

First, we must formally describe the problem, which we will call CHAIN. Let us have an interface adapter graph $(\{I_i\}, \{A_i\})$, where $\{I_i\}$ is the set of interfaces and $\{A_i\}$ is the set of interface adapters. Let a^k be the method dependency matrix associated with adapter A_k . Let $S \in \{I_i\}$ be the source interface and $T \in \{I_i\}$ be the target interface. Then the problem is whether there is an interface adapter chain $[A_{P(1)}, A_{P(2)}, \dots, A_{P(m)}]$ such that the source of $A_{P(1)}$ is S , the target of $A_{P(m)}$ is T , and $\|v^T\| = \|a^{P(m)} \otimes \dots \otimes a^{P(2)} \otimes a^{P(1)} \otimes \mathbf{1}'_S\|$ is at least as large as some parameter N .

Informally, this is an optimization problem which tries to maximize the number of methods that can be used in a fixed target interface, obtained by putting it through an interface adapter chain on a fully-functional service which

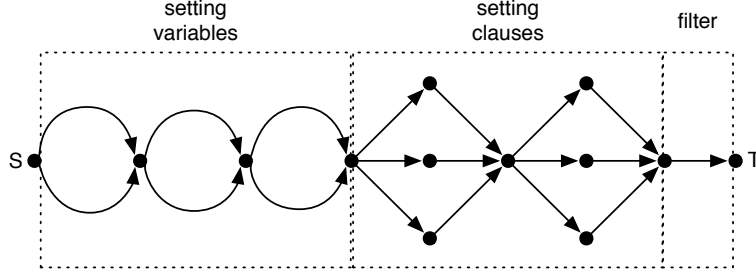


Figure 4: General form of a reduced interface adapter graph.

conforms to the source interface. We show that the problem is NP-complete by reducing 3SAT [3] to CHAIN.

Based on the conjunctive normal form of a boolean expression E with exactly 3 literals in each clause, we will construct an interface adapter graph G in three parts and the corresponding method dependency matrixes. One part will model the setting of each variable to true or false, another part will model the value of each clause once the variable values are set, and the last part will serve as a filter so that E is satisfiable if and only if there is a chain in G such that $\|v^T\|$ equals the number of clauses in E .

Figure 4 shows what a reduction from an instance of 3SAT to an instance of CHAIN would generally look like.

4.1 Representing values

We will represent values of literals and clauses using the method availability vector for each interface, where all but one of the nodes in the constructed interface adapter graph will contain the same set of methods. At certain points in the interface adapter graph, a true or false component in the method availability vector would directly map to the value of a literal or a clause.

For almost all nodes, including the source, the set of methods will be fixed with one dummy method, one method for each clause, and one method for each literal, so almost all method dependency matrixes will be square matrixes. As the method dependency matrixes will have large parts in common with the identity matrix, we will only be mentioning how each matrix differs from the identity matrix.

Each method will be labeled as follows:

- The dummy method will be labeled d .
- For each clause c_i , the method will be labeled c_i .
- For each variable v_i , the method for the variable itself will be labeled l_i , while the method for the negation of the variable will be labeled \bar{l}_i .

There is a single method dependency matrix used in the filter part of the graph that will not be a square matrix.

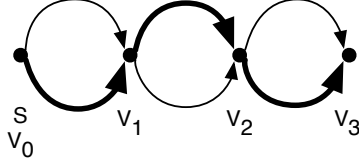


Figure 5: Choosing a variable assignment.

4.2 Handling literals

The basic approach of this part of the graph, which we will call the *variable handling subgraph*, is to set the value for each variable depending on which adapters are chosen to be included in the chain. For each variable v_1, v_2, \dots, v_v , we define nodes V_1, V_2, \dots, V_v , and we let $V_0 = S$. Between each V_{i-1} and V_i , we define two adapters which will leave everything about the method availability vector unchanged from one node to the next except for the components corresponding to the literals for v_i . One will make the variable effectively true, while the other will make the variable effectively false.

For each V_i for $i > 0$, we will define a *positive literal adapter* A_{l_i} with method dependency matrix a^{l_i} and a *negative literal adapter* $A_{\bar{l}_i}$ with method dependency matrix $a^{\bar{l}_i}$. For the positive literal adapter, $a_{l_i j}^{l_i}$ is false for all j , $a_{l_i d}^{l_i}$ is true, and $a_{l_i j}^{\bar{l}_i}$ is false for all j other than d . Similarly for the negative literal adapter, $a_{\bar{l}_i j}^{\bar{l}_i}$ is false for all j , $a_{\bar{l}_i d}^{\bar{l}_i}$ is true, and $a_{\bar{l}_i j}^{l_i}$ is false for all j other than d .

It should then be easy to see that for a method availability vector p_i with a false p_d , all components of $a^{l_i} \otimes p_i$ should be the same as p_i except for the components corresponding to l_i and \bar{l}_i , which will be true and false, respectively. Likewise, all components of $a^{\bar{l}_i} \otimes p_i$ should be the same as p_i except for the components corresponding to l_i and \bar{l}_i , which will be false and true, respectively.

The rest of the interface adapter graph will be the descendant of V_v , so any adapter chain from S to T *must* go through all of V_0, V_1, \dots, V_v in order, and for every variable one and only one of the positive literal adapter or the negative literal adapter must be chosen as in figure 5 due to the structure of the variable handling subgraph. This is equivalent to choosing a variable assignment, and at V_v , the method availability vector p_i will be such that for each variable v_i , p_{l_i} and $p_{\bar{l}_i}$ will have opposite values, so that it would be the same as setting the value of v_i to p_{l_i} .

4.3 Handling clauses

Based on the variable assignment that is taken care of by the variable handling subgraph in section 4.2, this part of the graph, which we will call the *clause handling subgraph*, is responsible for determining the value of each clause.

In order to model disjunction, not only do we define a node C_i for each

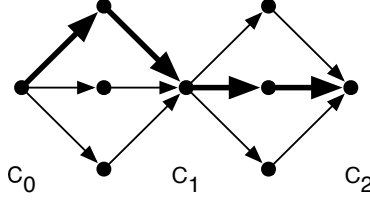


Figure 6: Disjunction through alternate paths.

clause c_i , we also define three subnodes C_{ij} , for j from 1 to 3, for each of the literals in the clause. These nodes are separate from those defined in section 4.2. The idea is that if any of the literals are true, then at least one of the nodes will end up with a method availability vector marking the clause as true, so we can use this to mark the same for C_i itself. We also set $C_0 = V_v$ for convenience of notation, and c will be the number of clauses.

For each clause c_i , there are edges from C_{i-1} to each of the subnodes C_{ij} , and in turn there are edges from each subnode C_{ij} to C_i . So there will be three alternate paths from C_{i-1} to C_i .

For edge (C_{i-1}, C_{ij}) , if l corresponds to the literal for C_{ij} , the method dependency matrix a for the edge is defined by setting $a_{c_i l}$ to true and $a_{c_i k}$ to false for all k other than l . Then it should be easy to see that $a \otimes p$ is the same as the method availability vector p except for the component p_{c_i} , which would be true if and only if p_l is also true. For edge (C_{ij}, C_i) , the corresponding method dependency matrix is simply the identity matrix.

If clause c_i is true, then one of the literals must be true. Then the path through the subnode C_{ij} for the true literal will result in a true component for the clause in the method availability vector at C_i . If the clause is not true, then the same component will be false, since it will be false for all subnodes C_{ij} .

T will be the descendant of C_c , and since the source is in the variable handling subgraph, which is only connected to the clause handling subgraph by C_0 , any interface adapter chain from S to T *must* go through each of the nodes C_0, C_1, \dots, C_c in order as in figure 6. And if all clauses are true with the variable assignment done in the variable handling subgraph, which is equivalent to choosing which adapters to include from the subgraph, only then will there be a path from C_0 to C_c which will result in true components for all clauses in the method availability vector at C_c .

4.4 Filtering

The last part of the constructed interface adapter graph is the filtering part, which discards all methods corresponding to literals from the method availability vector so that only the dummy method and methods corresponding to clauses remain.

The filtering subgraph is made up of only two nodes and a single edge. One of the nodes is the target T , and its interface only contains the dummy

method and all the methods corresponding to clauses. The other node is C_c from section 4.3. The $(c + 1) \times (2v + c + 1)$ method dependency matrix a_{ji} for the edge from C_c to T defined as follows accomplishes the filtering:

- For all clauses c_i , $a_{c_i c_i}$ is true.
- For the dummy method, a_{dd} is true.
- All other components are false.

4.5 Analysis of the reduction

The constructed interface adapter graph has $v + 4c + 2$ nodes and $2v + 6c + 1$ edges, where v is the number of variables and c is the number of clauses. Also, each method dependency matrix has at most $(1 + 2v + c)^2$ components, so the reduction of a candidate for 3SAT to a candidate for CHAIN can be done in polynomial time. So we just need to verify that there is a positive answer for CHAIN with $N = c$ if and only if there is a positive answer for 3SAT.

If the boolean expression is satisfiable, then there is a variable assignment that makes it true. Consider the following interface adapter chain. In the variable handling subgraph, include edges that correspond to the variable assignment. In the clause handling subgraph, there is guaranteed to be a path where all components corresponding to clauses in the method availability vector at the target end up being true, given the path in the variable handling subgraph, so use this path in the chain. Then $\|v^T\|$ will be exactly c .

Conversely, suppose there is an adapter chain such that $\|v^T\| = c$. Then assigning values to variables according to the path through the variable handling subgraph results in a satisfying variable assignment for the boolean expression. This is because the clause handling subgraph and the fact that $\|v^T\| = c$ together imply that all clauses are true for the derived variable assignment. And given an arbitrary interface adapter chain and an optimal chain, it is easy to verify whether the arbitrary adapter chain is not optimal, so CHAIN is NP-complete.

5 A greedy algorithm

As shown in section 4, the problem of finding an optimal interface adapter chain that would make available the most methods in the target interface is an NP-complete problem. Short of developing a polynomial-time algorithm for an NP-complete problem, practical systems will have to use a heuristic algorithm or an exponential-time algorithm with reasonable performance in practice.

Algorithm 1 is a greedy algorithm based on uniform cost search [15] that finds an optimal interface adapter chain between a given source interface and a target interface. Given an interface adapter graph G , it works by looking at every possible adapter chain with an arbitrary source that results in the target interface t in order of increasing loss, taking advantage of equation (5), until we find a chain that starts with the desired source interface s . In this context, loss

means the number of methods unavailable in the target interface given a fully functional service with the source interface, which is computed in algorithm 2, so the algorithm is guaranteed to find the optimal interface adapter chain. In the worst case, however, the algorithm takes exponential time since there can be an exponential number of chains in an interface adapter graph.

Algorithm 1 A greedy algorithm for interface adapter chaining.

```

procedure GREEDY-CHAIN( $G = (V, E), s, t$ )
   $C \leftarrow \{\emptyset\}$  ▷ chains to extend
   $M = \emptyset$  ▷ discarded chains
   $D \leftarrow \{\emptyset \mapsto \mathbf{I}_{\dim(\mathbf{1}'_t)}\}$  ▷ method dependency matrixes
  while  $C \neq \emptyset$  do
     $c \leftarrow$  element of  $C$  minimizing  $\text{Loss}(c, D)$ 
    if  $c \neq \emptyset \wedge \text{source}(c[1]) = s$  then
      return  $c$ 
    else if no chain not in  $C \cup M$  extends  $c$  then
       $C \leftarrow C - \{c\}$ 
       $M \leftarrow M \cup \{c\}$ 
    else
      if  $c = \emptyset$  then
         $B \leftarrow \{[e] \mid e \in E, \text{target}(e) = t\}$ 
      else
         $B \leftarrow \{e : c \mid e \in E, \text{target}(e) = \text{source}(c[1])\}$ 
      end if
       $C \leftarrow C \cup B$ 
       $D \leftarrow D \cup \{e : c \mapsto D[c] \otimes \text{depend}(e) \mid e : c \in B\}$ 
    end if
  end while
end procedure

```

Algorithm 2 Computing the lossiness of an interface adapter chain.

```

function LOSS( $c, D$ )
   $s \leftarrow \text{source}(c[1])$ 
   $t \leftarrow \text{target}(c[|c|])$ 
  return  $\dim(\mathbf{1}'_t) - \|D[c] \otimes \mathbf{1}'_s\|$ 
end function

```

While algorithm 1 may take exponential time in the worst case, results with a similar algorithm from [10] based on a small randomly generated interface adapter graph suggest that the greedy algorithm has acceptable performance in practice.

Algorithm 1 can easily be extended to support the selection of an optimal source interface with weights associated with methods expressing their importance as in algorithm 3. This can be done by checking that the starting point of

an interface adapter chain is included in a set of possible source interfaces, instead of just comparing it to a single source interface, and summing the weights for the available methods in the target interface as in algorithm 4 and using equation (4), instead of just counting the methods.

Algorithm 3 Greedy discovery for weighted interface adapter chaining.

```

procedure GREEDY-CHAIN( $G = (V, E), S, t, W$ )
   $C \leftarrow \{\emptyset\}$  ▷ chains to extend
   $M = \emptyset$  ▷ discarded chains
   $D \leftarrow \{\emptyset \mapsto \mathbf{I}_{\text{dim}(\mathbf{1}_t')}\}$  ▷ method dependency matrixes
  while  $C \neq \emptyset$  do
     $c \leftarrow$  element of  $C$  maximizing  $\text{WEIGHT}(c, D, W)$ 
    if  $c \neq \emptyset \wedge \text{source}(c[1]) \in S$  then
      return  $(\text{source}(c[1]), c)$ 
    else if no chain not in  $C \cup M$  extends  $c$  then
       $C \leftarrow C - \{c\}$ 
       $M \leftarrow M \cup \{c\}$ 
    else
      if  $c = \emptyset$  then
         $B \leftarrow \{[e] \mid e \in E, \text{target}(e) = t\}$ 
      else
         $B \leftarrow \{e : c \mid e \in E, \text{target}(e) = \text{source}(c[1])\}$ 
      end if
       $C \leftarrow C \cup B$ 
       $D \leftarrow D \cup \{e : c \mapsto D[c] \otimes \text{depend}(e) \mid e : c \in B\}$ 
    end if
  end while
end procedure

```

Algorithm 4 Computing the weight of an interface adapter chain.

```

function WEIGHT( $c, D, W = w_i$ )
   $s \leftarrow \text{source}(c[1])$ 
   $t \leftarrow \text{target}(c[\lceil c \rceil])$ 
   $p_i \leftarrow D[c] \otimes \mathbf{1}_s'$ 
  return  $\sum_{p_i} w_i$ 
end function

```

Unlike algorithm 1, which would find an interface adapter chain after a single service was presumably found by a service discovery process, algorithm 3 can be used in the service discovery process itself to search for the best service, not just in terms of what is required from the service, but also considering how well the client could use the service. And by weighting the methods in the target interface, it can take into account the importance of each method. By having sufficiently large weights for essential methods compared to those of non-

essential methods, algorithm 3 can also guarantee that an adapter chain which makes all essential methods available will always be preferred over those which do not.

6 Related work

The mathematics in this paper was motivated by the interface adapter framework [10] used by the Active Surroundings middleware for ubiquitous computing environments [11]. In order to support a transparent computing experience despite a user moving around locations where similar services may have different interfaces, the framework uses interface adapters to adapt interfaces. [10] defines the problem informally and shows the effectiveness of a greedy algorithm based on uniform cost search [15].

Other work have also used interface adapters to resolve service interface mismatches. Some attempt to aid developers create interface adapters using template-based approaches [1, 13] or mapping specifications [20]. Others reduce the number of required interface adapters by chaining them together [14], while others use a chain of interface adapters to provide backwards compatibility as interfaces evolve [8, 9]. These chaining approaches ignore that one chain may be worse than others in terms of lossiness.

Analyzing the chaining of lossy interface adapters is in many ways similar to dependency analysis in software architecture [5, 12, 7, 17]. These are designed to support maintenance of large software systems and usually consider a lossy connection between software components to be the exception and not the norm. Techniques used in software architecture such as code analysis [16] or fault injection [2] could also be the basis for deriving the method dependency matrixes for interface adapters.

7 Conclusions

By chaining a series of interface adapters, it is possible for a single-interface client use a much wider variety of services with heterogeneous interfaces without requiring an explosive number of interface adapters. However, as an interface adapter may not be able to convert one interface to another perfectly, we have developed a mathematical framework which can be used to analyze the lossiness incurred during chained interface adaptation.

The mathematical framework defines the method dependency matrix, the method availability vector, and the composition operation for describing the properties of composed adapters, which was also proved to be associative. The framework could be used to analyze the lossiness in interface adapter chains and develop algorithms for finding such chains.

However, finding an optimal interface adapter chain is an NP-complete problem, which can be proven by reducing 3SAT to CHAIN. A greedy algorithm for finding an optimal interface adapter chain based on uniform cost search and

requiring exponential time in the worst case was suggested.

This paper has only considered the all-or-nothing case where a method in a target interface can be completely implemented using methods in the source interface. However, in certain cases the method could only be implemented partially. One possible extension to the mathematical framework is to consider partial adaptation of such methods. Extending it so that it can analyze the lossiness when services are composed is another possibility. Heuristic algorithms with provable approximation bounds is another topic that would be worth looking into in the future.

References

- [1] Boualem Benatallah, Fabio Casati, Daniela Grigori, Hamid R. Motahari Nezhad, and Farouk Toumani. Developing adapters for web services integration. In *Advanced Information Systems Engineering*, volume 3520 of *Lecture Notes in Computer Science*, pages 415–429. Springer-Verlag, May 2005.
- [2] A. Brown, G. Kar, and A. Keller. An active approach to characterizing dynamic dependencies for problem determination in a distributed environment. In *Proceedings of the 2001 IEEE/IFIP International Symposium on Integrated Network Management*, pages 377–390, May 2001.
- [3] Stephen A. Cook. The complexity of theorem-proving procedures. In *Proceedings of the Third Annual ACM Symposium on Theory of Computing*, pages 151–158. ACM Press, 1971.
- [4] E. W. Dijkstra. A note on two problems in connexion with graphs. *Numerische Mathematik*, 1:269–271, June 1959.
- [5] Stuart I. Feldman. Make – a program for maintaining computer programs. *Software Practice and Experience*, 9(4):255–265, April 1979.
- [6] Erich Gamma, Richard Helm, Ralph Johnson, and John M. Vlissides. *Design Patterns: Elements of Reusable Object-Oriented Software*. Addison-Wesley, November 1994.
- [7] J. Gao, G. Kar, and P. Kemarii. Approaches to building self healing systems using dependency analysis. In *Proceedings of the 2004 IEEE/IFIP Network Operations and Management Symposium*, volume 1, pages 119–132, April 2004.
- [8] Sven Moritz Hallberg. Eternal compatibility in theory. *The Monad.Reader*, 2, May 2005.
- [9] Piotr Kaminski, Marin Litoiu, and Hausi Müller. A design technique for evolving web services. In *Proceedings of the 2006 Conference of the Center for Advanced Studies on Collaborative Research*, Toronto, Ontario, Canada, October 2006. ACM Press.

- [10] Byoungoh Kim, Kyungmin Lee, and Dongman Lee. An adapter chaining scheme for service continuity in ubiquitous environments with adapter evaluation. In *Proceedings of the Sixth IEEE International Conference on Pervasive Computing and Communications*, pages 537–542. IEEE Computer Society Press, March 2008.
- [11] Dongman Lee, Seunghyun Han, Insuk Park, Saehoon Kang, Kyungmin Lee, Soon J. Hyun, Young-Hee Lee, and Geehyuk Lee. A group-aware middleware for ubiquitous computing environments. In *Proceedings of the 14th International Conference on Artificial Reality and Telexistence*, pages 291–298, December 2004.
- [12] Joseph P. Loyal and Susan A. Mathisen. Using dependence analysis to support the software maintenance process. In *Proceedings of the 1993 Conference on Software Maintenance*, pages 282–291, September 1997.
- [13] Hamid Reza Motahari Nezhad, Boualem Benatallah, Axel Martens, Francisco Curbera, and Fabio Casati. Semi-automated adaptation of service interactions. In *Proceedings of the 16th International Conference on World Wide Web*, pages 993–1002, 2007.
- [14] Shankar R. Ponnekanti and Armando Fox. Application-service interoperation without standardized service interfaces. In *Proceedings of the First IEEE International Conference on Pervasive Computing and Communications*, 2003.
- [15] Stuart Russell and Peter Norvig. *Artificial Intelligence: A Modern Approach*, chapter 3, page 75. Prentice-Hall, 2nd edition, 2003.
- [16] Barbara G. Ryder. Constructing the call graph of a program. *IEEE Transactions on Software Engineering*, 5(3):216–226, May 1979.
- [17] Neeraj Sangal, Ev Jordan, Vineet Sinha, and Daniel Jackson. Using dependency models to manage complex software architecture. In *Proceedings of the 2005 ACM SIGPLAN Conference on Object-Oriented Programming Systems, Languages & Applications*, pages 167–176. ACM Press, 2005.
- [18] Gilbert W. Stewart. *Matrix Algorithms: Basic Decompositions*, chapter 1, page 46. Society for Industrial and Applied Mathematics, 1998.
- [19] W3C. Soap version 1.2. <http://www.w3.org/TR/soap12>, April 2007.
- [20] Johannes Maria Zaha, Marco Geisenberger, and Martin Groth. Compatibility test and adapter generation for interfaces of software components. In *Distributed Computing and Internet Technology*, volume 3347 of *Lecture Notes in Computer Science*, pages 318–328. Springer-Verlag, November 2004.