

# **The electrification of wind-blown sand on Mars and its implications for atmospheric chemistry**

**Jasper F. Kok<sup>1,2,\*</sup> and Nilton O. Renno<sup>1,2</sup>**

<sup>1</sup>Applied Physics Program, University of Michigan, Ann Arbor, MI, 48109, USA.

<sup>2</sup>Atmospheric, Oceanic, and Space Sciences, University of Michigan, Ann Arbor, MI, USA.

## **ABSTRACT**

Wind-blown sand, or 'saltation,' creates sand dunes, erodes geological features, and could be a significant source of dust aerosols on Mars. The electrification of sand and dust in saltation, dust storms, and dust devils could produce electric discharges and affect atmospheric chemistry. We present the first calculations of electric fields in Martian saltation, using a numerical model of saltation that includes sand electrification, plasma physics, and the adsorption of ions and electrons onto particulates. Our results indicate that electric discharges do not occur in Martian saltation. Moreover, we find that the production of hydrogen peroxide and the dissociation of methane by electric fields are much less significant than previously thought. Both these species are highly relevant to studies of past and present life on Mars.

## 1. Introduction

Wind-blown sand, or 'saltation,' creates sand dunes and ripples, and causes wind erosion [Bagnold, 1941]. Moreover, the impact of saltating sand particles on the ground ejects dust aerosols into the atmosphere on both Earth and Mars [Shao, 2000; Almeida *et al.*, 2008], which greatly affects the climate of both planets [Shao, 2000; Renno and Kok, 2008].

Wind-blown sand and dust storms on Earth produce electric fields (*E*-fields) ranging from 1 to 200 kV/m [Schmidt *et al.*, 1998; Renno and Kok, 2008]. These large *E*-fields are produced by charge transfer during collisions between sand and/or dust particles and between saltating sand and the surface [Renno and Kok, 2008]. The physical mechanism that governs this charge transfer is poorly understood, but laboratory and field experiments indicate that saltating sand particles charge negatively while the soil surface charges positively [Schmidt *et al.*, 1998; Kok and Renno, 2008; Renno and Kok, 2008].

On Mars, electrification of wind-blown sand and dust storms could trigger electric discharges [Eden and Vonnegut, 1973; Melnik and Parrot, 1998] and reduce the wind stress required to lift particles from the surface [Kok and Renno, 2006]. Moreover, recent studies suggest that large *E*-fields predicted in wind-blown sand and dust storms [Melnik and Parrot, 1998; Farrell *et al.*, 2003; Zhai *et al.*, 2006] produce energetic electrons [Delory *et al.*, 2006] that catalyze the production of hydrogen peroxide [Atreya *et al.*, 2006], a strong oxidant hostile to life as we know it. Indeed, these studies suggest that the atmosphere becomes supersaturated, causing hydrogen peroxide snow to precipitate onto the surface [Atreya *et al.*, 2006] which provides a possible explanation for the reactive soil and the unexpected absence of organics at the Viking landing sites [Oyama *et al.*, 1977]. In addition, energetic electrons are predicted to dissociate methane [Farrell *et al.*, 2006]. This is important because methane has been detected on Mars and is a possible marker of biological activity [Formisano *et al.*, 2004]. Both the production of hydrogen peroxide and the destruction of methane in Martian wind-blown sand and dust storms are thus highly relevant to studies of past and present life on Mars.

In the absence of direct measurements, most researchers have used laboratory experiments and numerical models to investigate the generation of *E*-fields in Martian saltation and dust storms. Eden and Vonnegut [1973] reported that shaking a flask of sand with CO<sub>2</sub> at Martian pressure produces electric discharges. Numerical studies also predict electric discharges in Martian dust storms [Melnik and Parrot, 1998; Farrell *et al.*, 2003; Zhai *et al.*, 2006]. However, these numerical studies have two important shortcomings. First, because the charge transfer between colliding sand/dust particles is poorly understood, these numerical studies have used charging models that are not constrained by either theory or experiments [Renno and Kok, 2008]. Second, these studies have neglected the effects of *E*-fields on atmospheric conductivity. Fortunately, progress has recently been made on both these issues. Indeed, Delory *et al.* [2006] developed a plasma physics model that accounts for the production of energetic electrons by *E*-fields and the subsequent ionization of Martian air, while we recently developed an improved parameterization of sand/dust electrification that is constrained by *E*-field measurements in saltation on Earth [Kok and Renno, 2008].

In this Letter, we build on the studies of Delory *et al.* [2006] and Kok and Renno [2008] and report the first calculations of *E*-fields in Martian saltation. Our study is an improvement over calculations of *E*-fields in dust storms [Melnik and Parrot, 1998;

*Farrell et al.*, 2003; *Zhai et al.*, 2006] for three main reasons: (i) our parameterization of the charge transfer between colliding sand/dust particles is constrained by measurements [*Kok and Renno*, 2008], (ii) we account for the effects of  $E$ -fields on atmospheric conductivity [*Delory et al.*, 2006], and (iii) we account for the adsorption of ions and electrons to particulates [*Draine and Sutin*, 1987; *Jackson et al.*, 2008]. We find that electric discharges are unlikely to occur in Martian wind-blown sand, and that the production of hydrogen peroxide and the dissociation of methane by  $E$ -fields in saltation are much less significant than previously thought.

## 2. Model description

Our numerical model of saltation is described in detail in *Kok and Renno* [2008], and explicitly simulates the motion, concentration, and electric charging of saltating sand. Our model does not include suspended dust, but shows good agreement with measurements of the particle mass flux and  $E$ -field in saltation [*Kok and Renno*, 2008]. Here, we apply our model to Mars and calculate the  $E$ -field in saltation as described in *Kok and Renno* [2008]. We assume that saltating particles have diameters  $D_p = 100 \mu\text{m}$  and density of  $3000 \text{ kg/m}^3$  [*Claudin and Andreotti*, 2006], and take the atmospheric pressure ( $P$ ) and temperature ( $T$ ) as 627 Pa and 227 K. As described in more detail below, we expand the model by including the effects of  $E$ -fields on atmospheric conductivity and accounting for the adsorption of ions and electrons to particulates.

### 2.1 Limits to Electric Fields on Mars

On Earth, sand and dust electrification can produce large  $E$ -fields [*Renno and Kok*, 2008] because air is a good insulator and the  $E$ -field at which electric discharges occur is large (about 3 MV/m). The situation is quite different on Mars. There,  $E$ -fields are limited by large increases in atmospheric conductivity when  $E$ -fields become sufficiently large to ionize  $\text{CO}_2$  [*Delory et al.*, 2006], and by electric discharges thought to occur at  $\sim 20\text{-}25 \text{ kV/m}$  [*Melnik and Parrot*, 1998].

The  $E$ -field at which the insulating properties of a gas break down and an electric discharge occurs is described by the 'Paschen law' [*Raizer*, 1997; *Fridman and Kennedy*, 2004], and depends on the gas pressure and the distance of the "electrodes" (or centers of charge) between which the discharge occurs

$$E_{\text{br}} = \frac{BpT_0 / T}{C + \ln(Pz_{\text{cat}}T_0 / T)}, \quad (1)$$

with  $C = \ln[A / \ln(1/\gamma + 1)]$ . The constants  $A = 15 \text{ m}^{-1}\text{Pa}^{-1}$  and  $B = 350 \text{ Vm}^{-1}\text{Pa}^{-1}$  define the Townsend ionization coefficient  $\alpha$  (see page 56 in *Raizer* [1997]) at  $T_0 = 293 \text{ K}$  for the Martian  $\text{CO}_2$  atmosphere. We take the secondary Townsend ionization coefficient  $\gamma$  as 0.01 [*Raizer*, 1997; *Fridman and Kennedy*, 2004]. Note that Eq. (1) does not include the effect of sand and dust on the breakdown  $E$ -field, which can be determined experimentally. In the case of negatively charged saltating sand over a positively charged soil surface [*Kok and Renno*, 2008], the surface represents the anode, but the cathode is not well defined. We approximate the distance from the cathode to the anode by the height  $z_{\text{cat}}$  below which 50 % of the charge on saltating sand is contained. The results

reported here are not sensitive to this approximation. For typical Martian saltation, we find  $z_{\text{cat}} = 30$  cm and  $E_{\text{br}} = 43$  kV/m, which is significantly above the  $\sim 20$ -25 kV/m value at which larger scale discharges in dust storms are thought to occur [Melnik and Parrot, 1998].

The second mechanism limiting the generation of  $E$ -fields in Martian saltation and dust storms is the increase in atmospheric conductivity due to ionization by energetic electrons [Delory *et al.*, 2006]. The conductivity of a gas is given by [Michael *et al.*, 2007]

$$\sigma = e(K_e n_e + K_- n_- + K_+ n_+), \quad (2)$$

where  $e$  is the elementary charge, and  $K_e$ ,  $K_-$ ,  $K_+$ ,  $n_e$ ,  $n_-$ , and  $n_+$  are the mobilities and number densities of free electrons and negative and positive ions, respectively. The conductivity determines the time scale  $t_{\text{rel}} = \epsilon_0 / \sigma$ , where  $\epsilon_0$  is the electric permittivity, with which charges in the atmosphere decay due to the adsorption of electrons and ions of opposite polarity. That is,

$$q(t + \Delta t) = q(t) \exp(-\Delta t / t_{\text{rel}}), \quad (3)$$

where  $q(t)$  is the charge of the particle (or the surface) at time  $t$ , and  $\Delta t$  is the model time step. As the atmospheric conductivity increases, the charge relaxation time decreases, thereby also decreasing the charge held by saltating particles and the soil surface. This effect limits the  $E$ -field in saltation and dust storms.

## 2.2 Plasma Physics

Electric fields on Mars are thus limited by the occurrence of electric discharges (Eq. 1) and by increases in atmospheric conductivity (Eqs. 2 and 3). As electrons are accelerated from the top of the saltation layer (the cathode) towards the surface (the anode), they can ionize  $\text{CO}_2$  and produce additional free electrons, but can also be absorbed through dissociative attachment to  $\text{CO}_2$  [Delory *et al.*, 2006] and collisions with saltating sand particles. The electron concentration in the saltation layer is then approximately given by [Raizer, 1997; Delory *et al.*, 2006; Jackson *et al.*, 2008]

$$n_e = n_0 \exp \int_0^{z_{\text{cat}}} \left[ \alpha(z) - \frac{k_{\text{da}}(z) N_{\text{CO}_2}}{v_d(z)} - \frac{1}{4} \pi D_p^2 n_{\text{salt}}(z) \tilde{J}(z) \right] dz, \quad (4)$$

where  $n_0 \approx 5 \times 10^6 \text{ m}^{-3}$  is the ‘background’ electron concentration [Molina-Cuberos *et al.*, 2001, 2002; Delory *et al.*, 2006],  $N_{\text{CO}_2}$  is the  $\text{CO}_2$  number concentration,  $v_d$  is the electron drift velocity and is obtained from Figure 4a in Delory *et al.* [2006],  $n_{\text{salt}}$  is the concentration of saltating sand particles as predicted by our saltation model [Kok and

Renno, 2008], and  $\tilde{J}$  is the normalized cross section for a collision occurring between an electron and a saltating sand particle. Since the sand particles are strongly negatively

charged, we have  $\tilde{J} < 1$ , following Eq. (3.5) in Draine and Sutin [1987] and using Eq. (1) in Jackson *et al.* [2008] to obtain the electron temperature as a function of the  $E$ -field. Furthermore, we obtain the dissociative attachment rate constant  $k_{\text{da}}$  from Figure 4d of Delory *et al.* [2006], who solve the electron energy distribution to find  $k_{\text{da}}$  as a function of the  $E$ -field. Finally, we use Figure 4b of Delory *et al.* [2006] to obtain the Townsend ionization coefficient  $\alpha$ , which describes the multiplication per unit length due to ionizing collisions as the initial population of electrons ( $n_0$ ) is accelerated from the cathode to the

anode [Raizer, 1997; Fridman and Kennedy, 2004]. This electron population becomes increasingly energetic as the  $E$ -field rises, and can produce positive ions (mainly  $\text{CO}_2^+$ ) through electron impact ionization, and negative ions (mainly  $\text{O}^-$ ) through dissociative attachment [Delory *et al.*, 2006]. The  $\text{CO}_2^+$  ions quickly react with  $\text{CO}_2$ ,  $\text{O}_2$ , and  $\text{H}_2\text{O}$  to form  $\text{H}_3\text{O}^+ \cdot (\text{H}_2\text{O})_j$  with  $j \geq 1$ , while  $\text{O}^-$  ions attach to  $\text{CO}_2$ , forming  $\text{CO}_3^-$ , which is hydrated to  $\text{CO}_3^- \cdot (\text{H}_2\text{O})_j$  [Molina-Cuberos *et al.*, 2001, 2002]. The concentration of negative ions in the saltation layer is then described by [Michael *et al.*, 2007]

$$\frac{dn_-}{dt} = \frac{N_{\text{CO}_2} n_e}{z_{\text{cat}}} \int_0^{z_{\text{cat}}} k_{\text{da}}(z) dz - n_- n_+ k_{\text{rec}} - \frac{n_- K_- E_{\text{surf}}}{z_{\text{cat}}}, \quad (5)$$

where  $N_{\text{CO}_2}$  is the  $\text{CO}_2$  number concentration, and  $E_{\text{surf}}$  is the surface  $E$ -field. The first term on the right-hand side denotes the production of negative ions through dissociative attachment of  $\text{CO}_2$  [Delory *et al.*, 2006], the second term describes the recombination of positive and negative ions [Molina-Cuberos *et al.*, 2002], and the final term accounts for the adsorption of negative ions to the positively charged soil surface. We neglect other processes that are insignificant compared to these ion loss processes, such as photodetachment [Molina-Cuberos *et al.*, 2001; Michael *et al.*, 2007] and the attachment of negative ions to the strongly negatively charged saltating grains [Draine and Sutin, 1987], and we neglect the transport of ions out of the saltation layer. Furthermore, we take the ion recombination rate constant as  $k_{\text{rec}} = 1.5 \times 10^{-13} \text{ m}^3 \text{ sec}^{-1}$  [Molina-Cuberos *et al.*, 2002], and calculate  $n_-$  and  $n_+$  iteratively using  $n_+ = n_- + n_e$  [Molina-Cuberos *et al.*, 2001] and  $dn_-/dt = 0$  in steady-state. We then use the ion and electron concentrations to calculate the atmospheric conductivity using (2), with the electron mobility derived from Figure 4a of Delory *et al.* [2006] and the ion mobilities from Eq. (1) of Michael *et al.* [2007], assuming the dominant ions to be  $\text{H}_3\text{O}^+ \cdot (\text{H}_2\text{O})_3$  and  $\text{CO}_3^- \cdot (\text{H}_2\text{O})_2$  [Molina-Cuberos *et al.*, 2001, 2002].

### 3. Results and Discussion

We implement the plasma physics processes discussed above in the numerical model of saltation described in [Kok and Renno, 2008], and iteratively calculate the  $E$ -field, the atmospheric conductivity, and the motion, charging, and concentration of saltating sand until steady-state is reached. As on Earth [Kok and Renno, 2008], the  $E$ -field in Martian saltation peaks at the surface and decreases monotonically with height (inset of Figure 1). On Mars, the rate of decrease of the  $E$ -field with height is less than on Earth because the smaller gravitational and aerodynamic drag forces cause the saltation layer to be thicker there [Almeida *et al.*, 2008].

As expected, the  $E$ -field in the saltation layer increases with wind speed (Figure 1). The increasingly energetic electron population starts dissociating  $\text{CO}_2$  (i.e.,  $e + \text{CO}_2 \rightarrow \text{CO} + \text{O}^-$ ) at a few kV/m and ionizing  $\text{CO}_2$  (i.e.,  $e + \text{CO}_2 \rightarrow 2e + \text{CO}_2^+$ ) at  $\sim 10$  kV/m [Delory *et al.*, 2006]. The resulting increase in the concentration of ions and electrons with the  $E$ -field enhances the atmospheric conductivity (Figure 2) and thus neutralizes the charges on saltating particles and the surface (see Eq. 3), thereby reducing the original  $E$ -field. Indeed, we find that this negative feedback limits the  $E$ -field in Martian saltation to  $\sim 15$ – $20$  kV/m. This upper limit on the  $E$ -field in Martian saltation is

relatively insensitive to uncertainties in model parameters and the model methodology, because of the very sharp dependence of the production rate of ions on the  $E$ -field (see *Delory et al.* [2006], figure 4d).

Since the maximum  $E$ -field of  $\sim 15$ -20 kV/m is significantly below the threshold of  $\sim 43$  kV/m required to initiate electric discharges (see Eq. 1), we conclude that discharges are unlikely to occur in Martian saltation. However, discharges might still occur in dust devils and dust storms for several reasons. First, the  $E$ -field required to precipitate discharges over larger scales in dust storms is lower (see Eq. 1). Moreover, the abundant presence of particulate matter in dust storms likely lowers the background concentration of electrons ( $n_0$ ) [*Eden and Vonnegut*, 1973; *Michael et al.*, 2007], thereby increasing the charge relaxation time and thus the  $E$ -field. Finally, large-scale discharges in dust storms could occur at a lower  $E$ -field than predicted by the Paschen law (Eq. 1) through electron runaway breakdown [*Gurevich et al.*, 1992].

Recent studies have predicted that  $E$ -fields of 10-25 kV/m generate plasma conditions that produce hydrogen peroxide and dissociate methane in large quantities [*Delory et al.*, 2006; *Atreya et al.*, 2006; *Farrell et al.*, 2006]. While we here indeed find that the  $E$ -field in saltation can exceed 10 kV/m for large wind speeds, we also find that the concentration of ions and electrons at such  $E$ -fields is several orders of magnitude smaller than reported in previous studies (Figure 2). The difference occurs because, contrary to previous researchers, we accounted for losses of ions and electrons due to adsorption to saltating sand and the soil surface, as well as the loss of electrons from dissociative attachment to  $\text{CO}_2$ . A separate calculation shows that the large concentration of electrons and ions predicted by previous studies [*Delory et al.*, 2006; *Atreya et al.*, 2006] are unlikely to occur in saltation or dust storms, because the large conductivity of the resulting plasma limits the  $E$ -field to values well below those necessary to maintain the plasma (Figure 3). Indeed, the charging current necessary to maintain these plasma conditions is several orders of magnitude larger than that produced by saltation (Figure 3). Since saltation probably plays a key role in charge generation in dust storms and dust devils [*Renno and Kok*, 2008], we expect the charging current in these phenomena to be of similar magnitude as in wind-blown sand. We therefore conclude that the concentration of ions and electrons in Martian wind-blown sand, dust devils, and dust storms, is several orders of magnitude smaller than previously reported [*Delory et al.*, 2006; *Atreya et al.*, 2006]. The production of hydrogen peroxide and the dissociation of methane by  $E$ -fields in these phenomena are thus probably much less significant than previously thought [*Atreya et al.*, 2006; *Farrell et al.*, 2006].

#### 4. Conclusions

We present the first numerical simulation of  $E$ -fields in Martian saltation, and find that  $E$ -fields are limited to  $\sim 15$ -20 kV/m. This upper limit is imposed by the rapid increase in atmospheric conductivity as the  $E$ -field rises and probably prevents the occurrence of electric discharges in Martian saltation.

Furthermore, our results show that chemical reactions catalyzed by  $E$ -fields in saltation are not as important as previously thought [*Atreya et al.*, 2006; *Farrell et al.*, 2006]. Indeed, we find that the plasma in which these reactions occur cannot be sustained because its large conductivity reduces the  $E$ -field to values well below that necessary to

maintain the plasma (Figure 3). Nonetheless, the concept of electro-chemical production of oxidants in Martian saltation and dust storms, possibly through electric discharges, remains a possible explanation for the puzzling absence of organics from the Martian soil [Oyama *et al.*, 1977; Atreya *et al.*, 2006] and should be investigated further.

### **Acknowledgements**

We thank Sushil Atreya, John Barker, William Farrell, and Robert Sullivan for useful discussions, Shanna Shaked for comments on the manuscript, and NSF for financial support through award ATM 0622539.

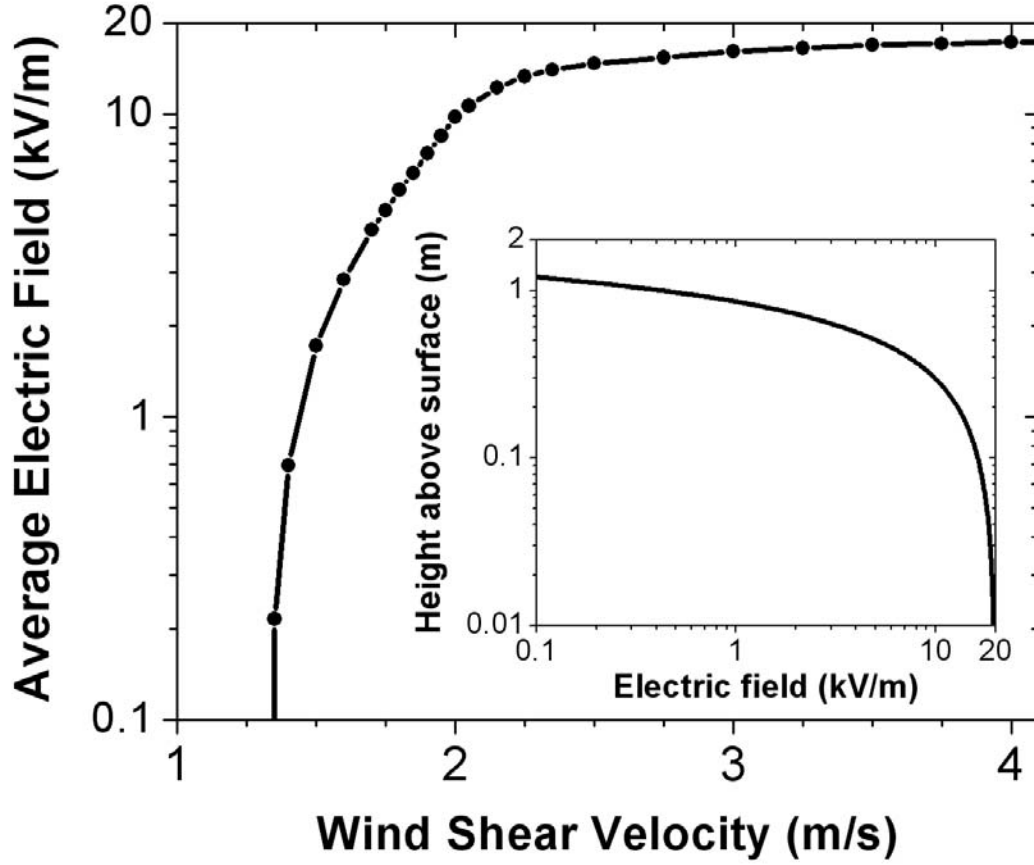
## References

- Almeida, M. P., et al. (2008), Giant saltation on Mars, *Proc. Natl. Acad. Sci. U. S. A.*, 105(17), 6222-6226.
- Atreya, S. K., et al. (2006), Oxidant enhancement in Martian dust devils and storms: Implications for life and habitability, *Astrobiology*, 6, 439– 450.
- Bagnold, R. A. (1941), *The Physics of Blown Sand and Desert Dunes*, Methuen, New York.
- Claudin, P., and B. Andreotti (2006), A scaling law for aeolian dunes on Mars, Venus, Earth, and for subaqueous ripples, *Earth Planet. Sc. Lett.*, 252(1-2), 30-44, doi:10.1016/j.epsl.2006.09.004.
- Delory, G., et al. (2006), Oxidant enhancement in martian dust devils and storms: Storm electric fields and electron dissociative attachment, *Astrobiology*, 6(3), 451-462.
- Draine, B. T., and B. Sutin (1987), Collisional charging of interstellar grains, *Astrophys. J.*, 320 (2), 803-817.
- Eden, H., and B. Vonnegut (1973), Electrical breakdown caused by dust motion in low-pressure atmospheres - considerations for Mars, *Science*, 180(4089), 962-963.
- Farrell, W., G. Delory, S. Cummer, and J. Marshall (2003), A simple electrodynamic model of a dust devil, *Geophys. Res. Lett.*, 30(20), 2050, doi:10.1029/2003GL017606.
- Farrell, W. M., G. T. Delory, and S. K. Atreya (2006), Martian dust storms as a possible sink of atmospheric methane, *Geophys. Res. Lett.*, 33 (21), L21203, doi:10.1029/2006GL027210.
- Formisano, V., S. Atreya, T. Encrenaz, N. Ignatiev, and M. Giuranna (2004), Detection of methane in the atmosphere of Mars, *Science*, 306 (5702), 1758-1761, doi: 10.1126/science.1101732.
- Fridman, A. A., and L. A. Kennedy (2004), *Plasma Physics and Engineering*, Taylor & Francis, New York.
- Gurevich A. V., G. M. Milikh, and R. Rousseldupre (1992), Runaway electron mechanism of air breakdown and preconditioning during a thunderstorm, *Phys. Lett. A*, 165 (5-6), 463-468.
- Jackson, T. L., W. M. Farrell, G. T. Delory, and J. Nithianandam (2008), Effect of dust absorption on the electron avalanche process occurring within Martian dust storms, *Geophys. Res. Lett.*, 35 (16), L16201, doi:10.1029/2008GL034523.
- Kok, J. F., and N. O. Renno (2006), Enhancement of the emission of mineral dust aerosols by electric forces, *Geophys. Res. Lett.*, 33 (19), L19S10, doi:10.1029/2006GL026284.
- Kok, J. F., and N. O. Renno (2008), Electrostatics in wind-blown sand, *Phys. Rev. Lett.*, 100 (1), 014501, doi:10.1103/PhysRevLett.100.014501.
- Melnik, O., and M. Parrot (1998), Electrostatic discharge in Martian dust storms, *J. Geophys. Res.*, 103 (A12), 29,107-29,117.
- Michael, M., M. Barani, and S. N. Tripathi (2007), Numerical predictions of aerosol charging and electrical conductivity of the lower atmosphere of Mars, *Geophys. Res. Lett.*, 34 (4), L04202, doi:10.1029/2006GL028434.
- Molina-Cuberos, G.J., et al. (2001), A model for the Martian ionosphere below 70 km, *Adv. Space Res.*, 27 (11), 1801-1806.

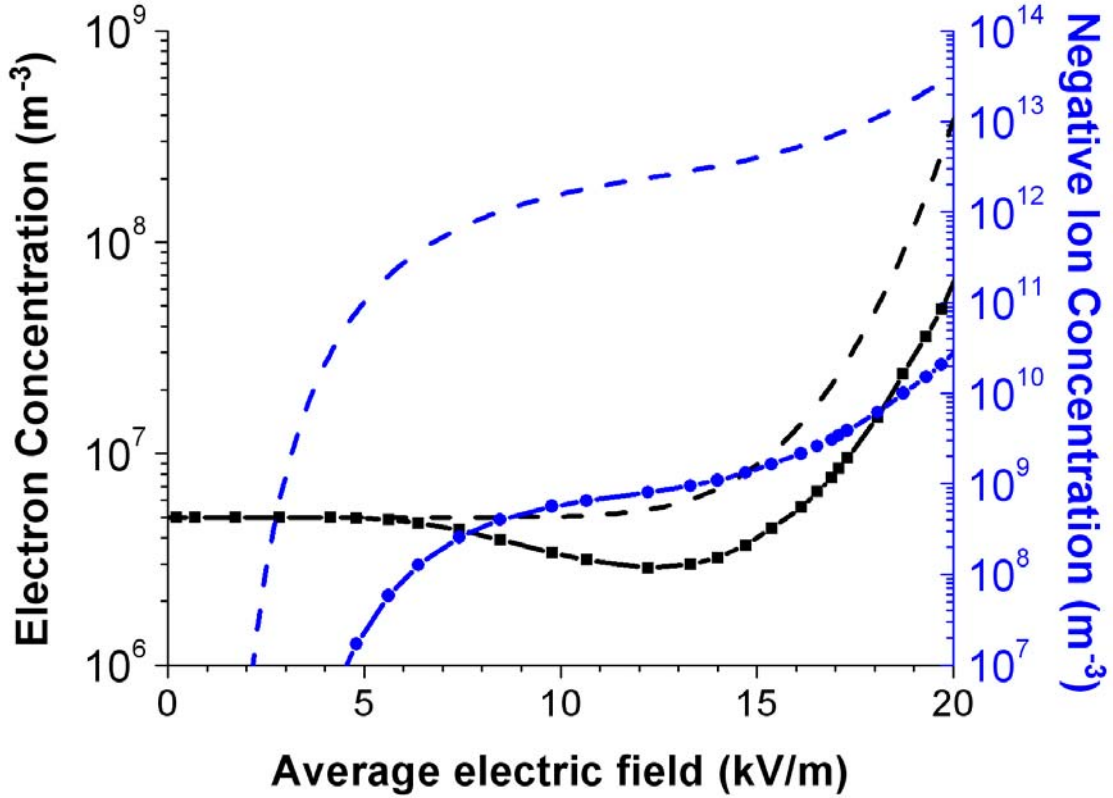


- Molina-Cuberos, G.J., et al. (2002), Ion-neutral chemistry model of the lower ionosphere of Mars, *J. Geophys. Res.*, *107* (E5), 5027, doi:10.1029/2000JE001447.
- Oyama, V., B. Berdahl, and G. Carle (1977), Preliminary findings of Viking gas-exchange experiment and a model for Martian surface chemistry, *Nature*, *265* (5590), 110-114.
- Raizer, Y. P. (1997), *Gas Discharge Physics*, Springer, Berlin.
- Renno, N. O., and J. F. Kok (2008), Electrical activity and dust lifting on Earth, Mars, and beyond, *Space Sci. Rev.*, *137* (1-4), 419-434, doi:10.1007/s11214-008-9377-5.
- Schmidt, D. S., R. A. Schmidt, and J. D. Dent (1998), Electrostatic force on saltating sand, *J. Geophys. Res.*, *103* (D8), 8997-9001.
- Shao, Y. P., (2000), *Physics and Modelling of Wind Erosion*, Kluwer Academic Publishers, Dordrecht.
- Zhai, Y., S. A. Cummer, and W. M. Farrell (2006), Quasi-electrostatic field analysis and simulation of Martian and terrestrial dust devils, *J. Geophys. Res.*, *111* (E6), E06016, doi:10.1029/2005JE002618.

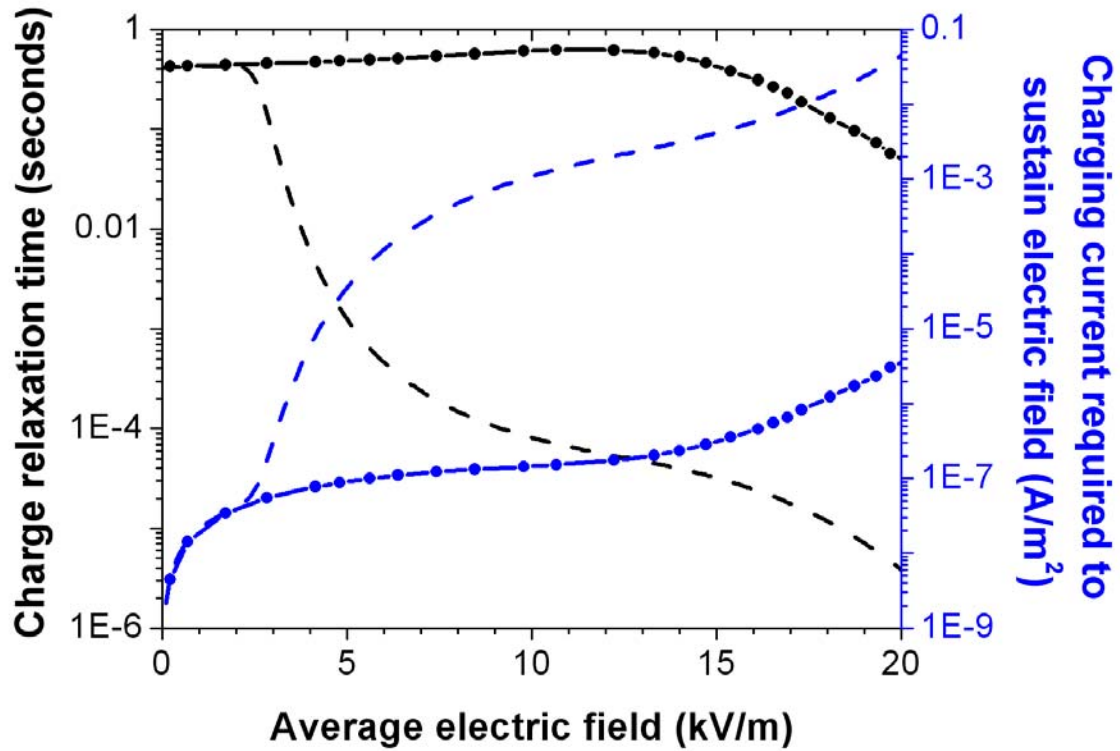
## Figures



**Figure 1.** Simulated average  $E$ -field between the anode (the surface) and the cathode ( $z_{\text{cat}} \approx 30$  cm) in Martian saltation as a function of wind shear velocity,  $u^* = \sqrt{\tau / \rho_a}$ , where  $\tau$  is the wind shear stress directly above the saltation layer [Shao, 2000] and  $\rho_a$  is atmospheric density). The inset shows the vertical profile of the  $E$ -field for a wind shear velocity of 2.5 m/s. The results are obtained with the numerical model of saltation described by Kok and Renno [2008], expanded with equations (2)-(5) to account for plasma physics processes and charge relaxation.



**Figure 2.** Simulated concentrations of electrons (left axis and black lines) and negative ions (right axis and blue lines) as a function of the average  $E$ -field between the anode and the cathode. Solid lines with circles indicate results from our numerical saltation model [Kok and Renno, 2008] for which the anode is at the surface and the cathode is at the height  $z_{\text{cat}}$  (see text). For  $E$ -fields of  $\sim 5$ -12 kV/m, the electron concentration decreases because of dissociative attachment to  $\text{CO}_2$  and adsorption to sand particles, whereas for larger  $E$ -fields the electron concentration increases due to the generation of additional electrons through ionization of  $\text{CO}_2$  [Delory *et al.*, 2006]. Dashed lines indicate electron and ion concentrations calculated for a homogenous  $E$ -field over a length of 0.5 m following Delory *et al.* [2006]. That is, we use Eqs. (4) and (5) to calculate the ion and electron concentrations, but neglect the terms in these equations that account for losses of electrons and the loss of ions to the soil surface.



**Figure 3.** Simulated charge relaxation time (left axis and black lines) and charge separation current ( $I = \sigma E$ ) required to sustain the  $E$ -field (right axis and blue line) against the relaxation of charge on saltating particles and the surface, as a function of the average  $E$ -field between the anode and the cathode. Solid lines with circles indicate results from our numerical saltation model [Kok and Renno, 2008] for which the anode is at the surface and the cathode is at the height  $z_{\text{cat}}$  (see text). Dashed lines indicate results following Delory *et al.* [2006], as described in the caption of Figure 2.