

# A simple resolution of Stokes' paradox?

William T. Shaw\*

March 31, 2022

## Abstract

Stokes Paradox, Fluid dynamics, Stokes flow, Stream function, Biharmonic equation, Helmholtz equation, Low Reynolds number This paper proposes a solution to Stokes' paradox for asymptotically uniform viscous flow around a cylinder. The existence of a *global* stream function satisfying a perturbative form of the two-dimensional Navier–Stokes equations for low Reynolds number is established. This stream function satisfies the appropriate boundary conditions on both the cylinder and at infinity, but nevertheless agrees with Stokes' original results at finite radius as the Reynolds number tends to zero. The Navier–Stokes equations are satisfied to a power-log power of the Reynolds number. The drag on the cylinder is calculated from first principles and the free parameter of the approach can be chosen to give good agreement with data on drag.

## 1 Introduction

The difficulty in establishing a sensible global solution to the problem of low  $R_e$  (Reynolds number) viscous flow around simple objects, where the flow is uniform at infinity, has fascinated applied mathematicians for just over 150 years. Stokes (1851) established that there was no solution to the two-dimensional, steady, incompressible, Navier–Stokes equations for asymptotically uniform flow around a cylinder in the biharmonic limit. This situation is now routinely described in modern tutorial discussions. See, for example, Chapter 7 of Acheson (1990) for an exercise on Stokes' paradox and a discussion of the corresponding situation for the sphere. The biharmonic equation can be solved in a neighbourhood of the cylinder (i.e. a circle) by any stream function of the form

$$\psi = C \sin \theta \left( r \log r - \frac{1}{2}r + \frac{1}{2r} \right) \quad (1)$$

but there is no choice of  $C$  for which  $\psi \sim r \sin \theta$  for large  $r$ . The analysis of this problem has led to several classic papers (Oseen, 1910; Lamb, 1911) and its understanding through the use of matched asymptotic expansions (MAE)

---

\*Corresponding author: Department of Mathematics King's College, The Strand, London WC2R 2LS, England; E-mail: william.shaw@kcl.ac.uk

is one of the triumphs of perturbation theory. The reader is referred to Van Dyke (1964) for his classic survey of the work of Kaplun (1957), Proudman and Pearson (1957) and other key references.

However, the MAE approach, despite its immense power and diversity of expanding applications, does not give a clean resolution of the original difficulty in that such methods rely essentially on computing and then matching solutions to the problem defined on two regions: close to the cylinder and far from the cylinder. The purpose of this paper is to address the problem of finding *global* solutions for the low Reynolds number limit, i.e. to resolve the original paradox.

We shall define the problem to be solved as follows. We seek a global solution  $\psi$  to the problem

$$\nabla^4\psi - R_e \frac{\partial(\psi, \nabla^2\psi)}{\partial(x, y)} = g(x, y) \quad (2)$$

where  $g(x, y)$  is (at worst, and hopefully better than)  $O(R_e)$  as  $R_e \rightarrow 0_+$ . such that  $\psi$  satisfies the correct boundary conditions on the cylinder and  $\psi \sim r \sin \theta$  as  $r \rightarrow \infty$ . We shall further demand that  $g$  and the Jacobian term are bounded on the entire region exterior to the cylinder (including infinity). We will also show that the  $\psi$  we shall compute is consistent with Eq. (1) despite properly satisfying the boundary condition at infinity.

There are other approaches to the paradox. Recently, Villas Boas [11] has considered the problem from a three-dimensional perspective and claims that there is essentially no paradox.

## 2 Steady viscous incompressible flow in 2D

In two dimensions the the Navier–Stokes equation for the stream function associated with steady viscous incompressible flow is (see e.g., Ockendon *et al.* 2003) :

$$\nabla^4\Psi = \frac{1}{\nu} \frac{\partial(\Psi, \nabla^2\Psi)}{\partial(X, Y)} \quad (3)$$

where  $\nu = \mu/\rho$  is the kinematic viscosity,  $\mu$  the dynamic viscosity,  $\rho$  the constant density. The associated velocity field is  $\underline{v} = -\underline{\nabla} \times (\Psi \underline{e}_z)$ .

For problems where it is possible to identify a natural length scale  $L$  and a natural speed  $U$ , it is normal practice to perform a non-dimensionalization of the variables and introduce the Reynolds number  $R_e = UL/\nu$ . Then the steady-state Navier–Stokes equation becomes (after rescaling the variables suitably to  $\psi, x, y$ ):

$$\nabla^4\psi = R_e \frac{\partial(\psi, \nabla^2\psi)}{\partial(x, y)} \quad (4)$$

Throughout this paper we shall work in units in which the *radius*  $a$  of the cylinder is taken to be unity. In such units the Reynolds number is here based on the radius<sup>1</sup> and is given by  $R_e = U/\nu$ . The two stream functions are related by  $\Psi = U\psi$  and furthermore  $X = x, Y = y$  etc.

<sup>1</sup>it is also common to base  $R_e$  on the diameter.

The old historical approach to the limiting case when  $R_e \rightarrow 0$  is to take the view that the non-linearities may then be ignored (provided the non-linear term is well behaved) and the time-independent Navier–Stokes equations reduce to

$$\nabla^4 \psi = 0 \tag{5}$$

which is the biharmonic limit, also known as Stokes flow. It is now well known (see for example, Chapter 8 of Van Dyke (1964)) that the neglect of the non-linear terms can lead to inconsistencies, as is evidenced by the lack of any solution for asymptotically uniform two-dimensional flow past a cylinder.

### 3 Reorganizing the low Reynolds number Navier–Stokes equations

The production of a global solution to the Navier–Stokes equations requires a slightly unusual approach. We take Eq. (4) as our starting point and note some obvious facts. First, if we have a  $\psi_0$  satisfying Laplace’s equation, then it satisfies equation (4) identically. Second, in the high Reynolds number limit, although this is a singular limit, we note that the Jacobian term should then vanish identically, so that any solution of

$$\nabla^2 \psi = f(\psi) \tag{6}$$

satisfies Eq. (4) when  $R_e \rightarrow \infty$ . This will be true of course in the linear case when  $f(\psi) \propto \psi$  and Eq. (6) is of Helmholtz type. Now let  $\lambda$  be a (possibly complex) number of order 1 and  $\beta$  a parameter to be determined. In particular, if we consider solutions,  $\psi_1$ , of a parametrized Helmholtz equation in the form

$$\nabla^2 \psi_1 = \lambda R_e^{2\beta} \psi_1 \tag{7}$$

then the Jacobian will vanish and we note that

$$\nabla^4 \psi_1 - R_e \frac{\partial(\psi_1, \nabla^2 \psi_1)}{\partial(x, y)} \equiv \lambda^2 R_e^{4\beta} \psi_1 \tag{8}$$

Next suppose that we consider a more general stream function  $\psi$  as

$$\psi = \psi_0 + \psi_1 \tag{9}$$

Then a trivial calculation tells us that

$$\nabla^4 \psi - R_e \frac{\partial(\psi, \nabla^2 \psi)}{\partial(x, y)} = \lambda^2 R_e^{4\beta} \psi_1 - \lambda R_e^{2\beta+1} \frac{\partial(\psi_0, \psi_1)}{\partial(x, y)} \tag{10}$$

Our approach is therefore to combine solutions for potential flow,  $\psi_0$ , with a solution  $\psi_1$  of the Helmholtz equation Eq. (7) that also satisfies the fourth order equation given by Eq. (8) without the identically zero non-linear term:

$$\nabla^4 \psi_1 = \lambda^2 R_e^{4\beta} \psi_1 \tag{11}$$

When  $R_e \rightarrow 0$  this PDE of course approaches the biharmonic equation provided  $\beta > 0$ . Then Eq. (10) offers the possibility that we can solve a PDE of the form:

$$\nabla^4 \psi - R_e \frac{\partial(\psi, \nabla^2 \psi)}{\partial(x, y)} = O(R_e^k) f(x, y) \quad (12)$$

where  $k$  and  $f$  can be calculated and analyzed. The introduction of the term of order  $R_e^{4\beta}$  in the right side of Eq. (10) may seem like an artificial device, but given that (a) we are seeking solutions of the problem as  $R_e \rightarrow 0$ ; (b) we are not modifying higher derivatives in the Navier–Stokes equations; (c) we have a valid perturbation equation in Eq. (12), we consider that it is valid to proceed with this approach.

## 4 The case of asymptotically uniform flow past a circle

We now consider the well-trodden route to the analysis of a stream function associated with a flow that is uniform at infinity and satisfies appropriate boundary conditions on  $r = 1$ . Using polar coordinates, we therefore want

$$\psi(r, \theta) \sim r \sin \theta \quad \text{as } r \rightarrow \infty \quad (13)$$

and

$$\psi = 0 = \frac{\partial \psi}{\partial r} \quad \text{on } r = 1 \quad (14)$$

We build the solution for  $\psi_0$  and  $\psi_1$  as follows. Given that the angular behaviour at infinity is  $\propto \sin \theta$  we make the standard assumption and seek solutions

$$\psi_i = g_i(r) \sin \theta \quad \text{for } i = 0, 1 \quad (15)$$

The potential flow part (as usual) will be taken to be

$$g_0 = 1 + B/r \quad (16)$$

for some constant  $B$ . Our analysis will differ from Stokes' classic (Stokes, 1851) treatment in that  $g_1$  does not satisfy the separated biharmonic equation, but rather

$$g_1''(r) + \frac{1}{r} g_1'(r) - \left( \epsilon^2 + \frac{1}{r^2} \right) g_1(r) = 0 \quad (17)$$

where  $\epsilon = \sqrt{\lambda} R_e^\beta$ . The general solution to this PDE is given by

$$g_1(r) = \alpha K_1(\epsilon r) + \beta I_1(\epsilon r) \quad (18)$$

where  $I_1, K_1$  are standard modified Bessel functions and  $\cdot$ . It is now quite clear that we can construct  $g_1$  so as to preserve the boundary condition at infinity by setting  $\beta = 0$ . The  $K_1$  function decays exponentially if  $\epsilon > 0$ . We are left with two arbitrary constants that can be determined by satisfying the boundary

conditions on the circle given by Eq. (14). This is a matter of elementary algebra using some standard Bessel function identities. The final result for the total stream function can be simplified to:

$$\psi = \left[ r - \left( 1 + \frac{2K_1(\epsilon)}{\epsilon K_0(\epsilon)} \right) \frac{1}{r} + \frac{2K_1(r\epsilon)}{\epsilon K_0(\epsilon)} \right] \sin(\theta) \quad (19)$$

We note some interesting facts about this expression. First, it has the *right* behaviour as  $r \rightarrow \infty$  provided  $\epsilon > 0$ , as the Bessel function of  $r$  decays exponentially. Second, if we keep  $r$  fixed and finite and let  $\epsilon \rightarrow 0_+$  we obtain

$$\psi \sim \frac{\sin \theta}{\log(2/\epsilon) - \gamma} \left( r \log r - \frac{1}{2}r + \frac{1}{2r} \right) \quad (20)$$

and we recover a multiple of Stokes' (1851) solution satisfying the boundary conditions on the sphere (but not at infinity), and, furthermore, the multiple is now reminiscent of that arising from the methods of matched asymptotic expansions. The claim therefore is that it is Eq. (19) that essentially resolves the paradox, as all the boundary conditions are satisfied, but the low Reynolds number limit for finite  $r$  does not. The third observation is that in the neighbourhood of the surface of the sphere,

$$\psi \sim \sin \theta (r-1)^2 \frac{\epsilon K_1(\epsilon)}{K_0(\epsilon)} \quad (21)$$

and that for small  $\epsilon$  this is given by

$$\frac{(r-1)^2 \sin(\theta)}{-\log(\epsilon) + \log(2) - \gamma} + O(\epsilon^2) \quad (22)$$

We also note that the limit as  $\epsilon \rightarrow \infty$  is just the potential flow limit:

$$\psi \sim \left( r - \frac{1}{r} \right) \sin \theta \quad (23)$$

*Mathematica* code for the evaluation of the stream function and velocity field is given in the Appendix.

#### 4.1 Choice of $\lambda$ and $\beta$

At this stage we have no knowledge about how to fix the parameter  $\epsilon = \sqrt{\lambda} R_e^\beta$ , and we now turn our attention to this issue and a more detailed analysis of Eq. (10). We note first that our working assumption of a power dependence of  $\epsilon$  on  $R_e$  has not actually been necessary. All we need is that  $\epsilon \rightarrow 0_+$  as  $R_e \rightarrow 0$ . We also note that the choice  $\beta = 1$  and  $\lambda = 1/(4e)$  recovers the result (Van Dyke, 1964) that the limiting stream function for fixed  $r$  and small  $R_e$  is, from Eq. (20)

$$\psi \sim \frac{\sin \theta}{\log(4/R_e) + \frac{1}{2} - \gamma} \left( r \log r - \frac{1}{2}r + \frac{1}{2r} \right) \quad (24)$$

so that the low  $R_e$  limit matches exactly the first term of the MAE result.<sup>2</sup> Clearly other choices of  $\lambda$  can be considered, as can other powers of  $R_e$  or even a more general  $\epsilon$  still.

## 5 Analysis of the remainder

We must now analyze the right side of Eq. (10)—we call it  $\Gamma$ —and we do so without any assumption as to the form of  $\epsilon$ . We have, changing variables in the Jacobian to polar coordinates:

$$\Gamma = \epsilon^4 \psi^1 - R_e \frac{\epsilon^2}{r} \left[ \frac{\partial \psi_0}{\partial r} \frac{\partial \psi_1}{\partial \theta} - \frac{\partial \psi_1}{\partial r} \frac{\partial \psi_0}{\partial \theta} \right] \quad (25)$$

Recall that we set  $\psi_i = g_i(r) \sin \theta$ . Having imposed the boundary conditions, we have

$$g_0 = r - \frac{1}{r} \left( 1 + \frac{2K_1(\epsilon)}{\epsilon K_0(\epsilon)} \right), \quad g_1 = \frac{2K_1(\epsilon r)}{\epsilon K_0(\epsilon)} \quad (26)$$

It follows that

$$\Gamma = \epsilon^4 \sin \theta g_1 - R_e \epsilon^2 \sin \theta \cos \theta J(\epsilon, r) = \Gamma_{HA} + \Gamma_{NL} \quad (27)$$

where  $J$  is the reduced Jacobian:

$$J = \frac{1}{r} \left( g_1 \frac{\partial g_0}{\partial r} - g_0 \frac{\partial g_1}{\partial r} \right) \quad (28)$$

and  $\Gamma_{HA} = \epsilon^4 \sin \theta g_1$  denotes the ‘Helmholtz artifact’ introduced by our approach, and  $\Gamma_{NL}$  denotes the non-linear Jacobian term. Some calculation with Bessel function identities leads to

$$J(\epsilon, r) = \frac{2(K_0(\epsilon)K_2(r\epsilon) - \frac{1}{r^2}K_0(r\epsilon)K_2(\epsilon))}{K_0(\epsilon)^2} \quad (29)$$

from which it is manifest that  $J(\epsilon, 1) = 0$  and the non-linear terms vanish on the cylinder boundary irrespective of the choice of  $\epsilon$ . Furthermore, the asymptotic behaviour of the Bessel functions tells us that provided  $\epsilon > 0$ ,

$$J(\epsilon, r) = O\left(\frac{1}{\sqrt{r}} \exp(-\epsilon r)\right) \quad (30)$$

as  $r \rightarrow \infty$ . We deduce that  $\Gamma_{NL}$  is a bounded function for all  $r$ . What is its order as a function of  $R_e$ ? A straightforward estimate may be given by looking in a neighbourhood of the cylinder. It is straightforward to establish that

$$\frac{\partial J}{\partial r} \Big|_{r=1} = \left( \frac{2K_1(\epsilon)}{K_0(\epsilon)} \right)^2 \sim \frac{4}{\epsilon^2(-\log(\epsilon) + \log(2) - \gamma)^2} \quad (31)$$

---

<sup>2</sup>for analyses basing  $R_e$  on the diameter we have  $\log(8/R_e)$  etc. in the denominator.

where the latter expression applies as  $\epsilon \rightarrow 0$ . We deduce that in the *immediate* neighbourhood of the cylinder

$$\Gamma_{NL} = O\left(\frac{R_e}{(\log \epsilon)^2}\right) \quad (32)$$

which is  $o(R_e)$  provided only that  $\epsilon \rightarrow 0$  as  $R_e \rightarrow 0$ . Although  $J$  grows to a maximum as  $r$  is increased away from unity, before reaching a maximum and then decaying for large  $r$ , some numerical experiments with *Mathematica* confirm that the maximum of  $\epsilon^2 J$  slowly decreases as  $\epsilon$  decreases to zero. So we can assert that  $\Gamma_{NL}$  is well behaved and is  $o(R_e)$ . When we consider  $\Gamma_{HA}$ , it is easy to see that  $g_1$  has a maximum on  $r = 1$ , and that

$$\Gamma_{HA}|_{r=1} = \epsilon^4 \sin \theta g_1(1) = O(\epsilon^2 / \log \epsilon) \quad (33)$$

as  $\epsilon \rightarrow 0$ . So this term also behaves. If we desire that the Helmholtz artifact tends to zero faster than the non-linear term (which is desirable for the credibility of our approach) it is then natural to specify  $\epsilon$  in the form  $\sqrt{\lambda} R_e^\beta$  and to demand that  $\beta \geq 1$ . In particular, the choice  $\beta = 1$  arranges that

$$\Gamma_{HA} = O(R_e^2 / \log R_e), \quad \Gamma_{NL} = O(R_e / \log^2 R_e) \quad (34)$$

and we have established that  $\Gamma = o(R_e)$ . It also decays exponentially at infinity.

## 6 The drag on the cylinder

The calculation of the drag can be done by integrating the pointwise force on the cylinder over its surface. The pointwise force has two components. One involves the local rate of strain in the fluid, and the other is the pressure force. The first requires a purely local calculation, but the second requires an integration of the pressure equation from infinity to the cylinder. A question is how this second part can be carried out *without* any *global* representation of the flow field. For the *specific* case of low Reynolds number calculations with a certain symmetry there are ways around the problem that we shall exploit presently. To make these matters clear, we shall summarize a first-principles calculation of the force using the results for cylindrical polar coordinates for the rate of strain as given by Appendix A of Acheson (1990). The fluid velocity is given (in our units) by

$$\underline{u} = -\frac{U}{r} \frac{\partial \psi}{\partial \theta} \underline{e}_r + U \frac{\partial \psi}{\partial r} \underline{e}_\theta \quad (35)$$

On the cylinder the rate-of-strain tensor has components  $e_{rr} = 0 = e_{\theta\theta}$ , and

$$2e_{r\theta} = U \frac{\partial^2 \psi}{\partial r^2} \quad (36)$$

The stress tensor  $T_{ij} = -p\delta_{ij} + 2\mu e_{ij}$ , so the force on the cylinder boundary is

$$\underline{t} = T \cdot \underline{e}_r = -p \underline{e}_r + \mu U \frac{\partial^2 \psi}{\partial r^2} \underline{e}_\theta \quad (37)$$

We project this into the  $x$ -direction and integrate over the circle to get the following formula for the drag  $D_0$  (force per unit length on the cylinder):

$$D_0 = - \int_0^{2\pi} \left[ p \cos \theta + \mu U \frac{\partial^2 \psi}{\partial r^2} \sin \theta \right] d\theta \quad (38)$$

For low  $R_e$  we estimate the pressure using the momentum equation in the form

$$\underline{\nabla} p = -\mu \underline{\nabla} \wedge (\underline{\nabla} \wedge \underline{u}) \quad (39)$$

and a short calculation gives

$$\underline{\nabla} p = \mu U \left\{ -\frac{1}{r} \frac{\partial}{\partial \theta} (\nabla^2 \psi) \underline{e}_r + \frac{\partial}{\partial r} (\nabla^2 \psi) \underline{e}_\theta \right\} \quad (40)$$

We need to integrate this in from infinity to a general point on the circle  $r = 1$ . In general this is awkward without a global form of  $\psi$ . But if  $\psi$  has the form  $\psi = g(r) \sin \theta$  then we have

$$\nabla^2 \psi = \sin \theta \mathcal{L}[g(r)] \quad \text{where} \quad \mathcal{L}[g(r)] \equiv \frac{1}{r} \frac{\partial}{\partial r} \left( r \frac{\partial g}{\partial r} \right) - \frac{g}{r^2} \quad (41)$$

and the pressure equation becomes:

$$\underline{\nabla} p = \mu U \left\{ -\underline{e}_r \frac{1}{r} \cos \theta \mathcal{L}[g(r)] + \underline{e}_\theta \sin \theta \frac{\partial}{\partial r} \mathcal{L}[g(r)] \right\} \quad (42)$$

We do the integration from infinity along  $\theta = \pi/2$  and then work around the circle  $r = 1$ . Carrying this out we obtain

$$p(1, \theta) = p_\infty - \mu U \cos \theta \frac{\partial}{\partial r} \mathcal{L}[g(r)]|_{r=1} \quad (43)$$

We now evaluate the total integral for the force per unit length to obtain

$$D_0 = \mu U \pi \left[ \frac{\partial}{\partial r} \mathcal{L}[g(r)] - \frac{\partial^2 g(r)}{\partial r^2} \right] \quad (44)$$

The drag coefficient for such a 2D problem is defined following Tritton (1959) as  $C_D = |D_0/(\rho U^2)|$  and is now easily seen to be given by

$$C_D = \frac{\pi}{R_e} \left| \frac{\partial}{\partial r} \mathcal{L}[g(r)] - \frac{\partial^2 g(r)}{\partial r^2} \right| \quad (45)$$

evaluated on  $r = 1$ . Given the vanishing of  $g(1)$  and  $g'(1)$  this simplifies further to

$$C_D = \frac{\pi}{R_e} |g^{(3)}(1)| \quad (46)$$

In the case given by the MAE approach the stream function is given in the neighbourhood of the cylinder by Eq. (1) and then  $g$  and  $C_D$  are given by

$$g(r) = C \left( r \log r - \frac{r}{2} + \frac{1}{2r} \right), \quad C_D = \frac{4\pi C}{R_e} \quad (47)$$



In our new model  $g$  as is given by the radial part of Eq. (19), and this time, using some Bessel identities, we obtain

$$C_D = \frac{2\pi \epsilon^2 K_2(\epsilon)}{R_e K_0(\epsilon)} \quad (48)$$

We recall now the original assumption that  $\epsilon = \sqrt{\lambda R_e}^\beta$ . If we fix  $\beta = 1$  but

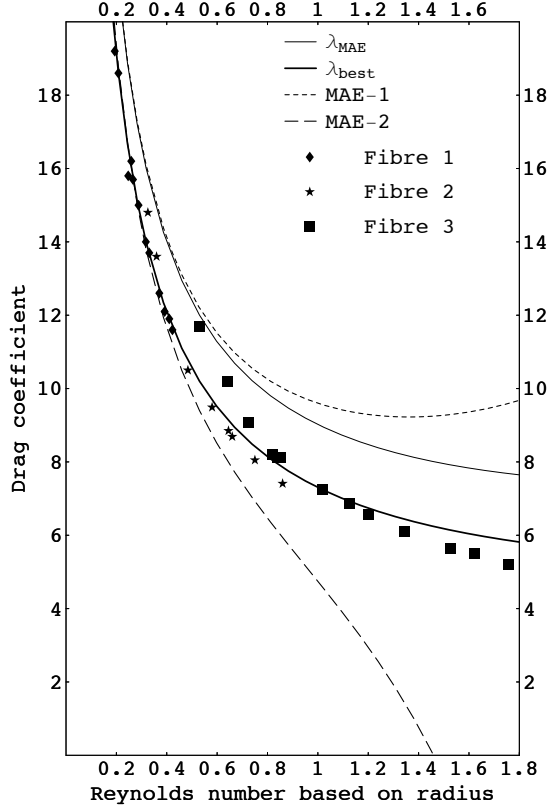


Figure 1: Comparison with Tritton (1959) data

allow  $\lambda$  to vary the drag coefficient of our model is then

$$C_D = 2\pi\lambda R_e \frac{K_2(\sqrt{\lambda R_e})}{K_0(\sqrt{\lambda R_e})} \quad (49)$$

We can plot the drag coefficient from our model, assuming that  $\beta = 1$ , with various choices for  $\lambda$ , and compare the results with those of Tritton (1959),

which used an  $R_e$  based on the diameter. Tritton's data has been converted by halving *his* Reynolds number. Also, in making a comparison with Fig. 8.5 of Van Dyke (1964), it appears that Van Dyke has plotted  $C_D/(4\pi)$ , as otherwise it is not possible to reconcile that plot with Tritton's data. In Figure 1 we show the data for the first three fibres used by Tritton (those that consider the lowest  $R_e$ ) and

- our model with  $\lambda$  picked to match the MAE result,  $\lambda = 1/(4e) \sim 0.09197$ ;
- our model with a least squares best fit  $\lambda \sim 0.04452$ ;
- the one term MAE result based on  $C = \Delta_1(R_e) = (\log(4/R_e) - \gamma + 1/2)^{-1}$ ;
- the two term MAE result based on  $C = \Delta_1(R_e) - 0.8669\Delta_1^3(R_e)$ .

The choice of constants in the MAE approach is itself somewhat arbitrary. That made by Kaplun (1957), giving Eq. (24), is little more than convenience. These results give support to the new model and the agreement with experiment we get by taking  $\lambda$  about one half that implied by the MAE approach is rather tantalizing.

## 7 Summary

We have constructed a *global* stream function satisfying the two-dimensional viscous incompressible steady Navier–Stokes equations in the limit  $R_e \rightarrow 0$ . The stream function satisfies the correct boundary conditions on a cylinder and infinity. The perturbation to the Navier–Stokes equations introduced to accomplish this is of higher order in  $R_e$  than the (also neglected) inertia terms. The results suggest improved agreement with experimental data over those obtained by the MAE approach. Further work is needed on this approach, in particular on the consequences of iterating our method; comparisons with newer data sets; determination of the parameters from theoretical considerations.

### 7.1 Credit

This version of the working paper is a minor revision of one given limited circulation in 2006. I am grateful to Bin Zhou for his comments on the earlier version.

## References

- [1] Acheson, D.J. 1990. *Elementary Fluid Dynamics*. Clarendon Press.
- [2] Kaplun, S. 1957 Low Reynolds number flow past a circular cylinder. *J. Math. Mech.* **6**, 595-603.
- [3] Lamb, H, 1911 On the uniform motion of a sphere through a viscous fluid. *Philos. Mag.* [6], **21**, 112-121.

- [4] Milne-Thomson, L.M. 1996 *Theoretical Hydrodynamics* Fifth Edition, Dover Publications.
- [5] Ockendon, J.R., Howison, S.D., Lacey, A. & Movchan, A. 2003 *Applied Partial Differential Equations* rev. ed. Oxford University Press.
- [6] Oseen, C.W. 1910, *Ark. Math. Astronom. Fys* **6**, No. 29.
- [7] Proudman, I., and Pearson, J.R.A. (1957). Expansions at small Reynolds numbers for the flow past a sphere and a circular cylinder. *J. Fluid Mech.* **2**, 237-262.
- [8] Stokes, G.G. 1851 On the effect of the internal friction of fluids on the motion of pendulums *Trans. Camb. Phil. Soc.* **9**, Part II, 8-106.
- [9] Tritton, D.J. (1959) Experiments on the flow past a circular cylinder at low Reynolds number. *J. Fluid Mech.* **6**, 547-567.
- [10] Van Dyke, M. 1964 *Perturbation Methods in Fluid Mechanics*, Academic Press.
- [11] Villas Boas, M.B., 2007. Stokes Paradox; A new approach (in Portuguese). Presentation at 8th Congreso Iberoamericano de Ingenieria Mecánica.

## Appendix: *Mathematica* code for the flow field

The following code may be useful. First the stream function:

```
\[Psi][r_, \[Theta]_, \[Epsilon]_] := Sin\[Theta] (r - (1 +
    2 BesselK[1, \[Epsilon]]/\[Epsilon])/BesselK[0, \[Epsilon]])/
    r + 2 BesselK[1, r \[Epsilon]]/\[Epsilon])/BesselK[0, \[Epsilon]]
```

The streamlines are then easily visualized:

```
ContourPlot\[Psi][Sqrt[x^2 + y^2], ArcTan[x, y], 0.01], {x, -10 ,
    10}, {y, -5, 5}, AspectRatio -> 1/2, Contours -> 50,
RegionFunction -> Function[{x, y}, x^2 + y^2 >= 1],
Epilog -> Circle[{0, 0}, 1]
```

The Cartesian components of the velocity field are given by

```
CartesianVelocity[x_, y_, U_, \[Epsilon]_] :=
Module[{r = Sqrt[x^2 + y^2], \[Theta] = ArcTan[x, y], Ur, U\[Theta]},
    Ur = -((U*((-1 + r^2)*\[Epsilon]*BesselK[0, \[Epsilon]] -
        2*BesselK[1, \[Epsilon]] + 2*r*BesselK[1, r*\[Epsilon]])*
        Cos\[Theta]))/(r^2*\[Epsilon]*BesselK[0, \[Epsilon]]);
    U\[Theta] =
    U*(1 + r^(-2) - (BesselK[0,
        r*\[Epsilon]] - (2*
```

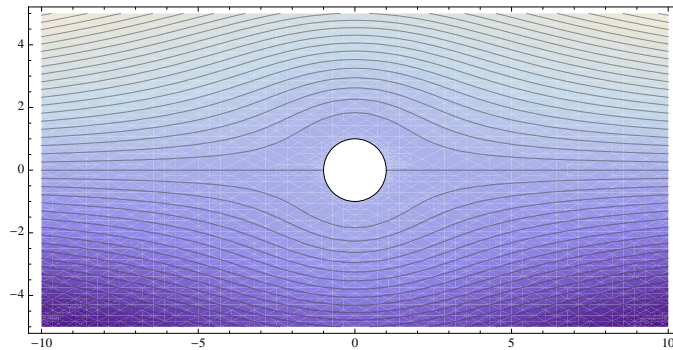


Figure 2: Streamlines

```

      BesselK[1, \[Epsilon]]/(r^2*\[Epsilon]) +
      BesselK[2, r*\[Epsilon]]/BesselK[0, \[Epsilon]]*
      Sin\[Theta];
    Ur*{Cos\[Theta], Sin\[Theta]} +
    U\[Theta]*{-Sin\[Theta], Cos\[Theta]}

```

The vector flow field is shown in Figure 3:

```

VectorPlot[
  If[x^2 + y^2 >= 1,
    CartesianVelocity[x, y, 1, 0.1], {0, 0}], {x, -10, 10}, {y, -5, 5},
  RegionFunction -> Function[{x, y}, x^2 + y^2 >= 1],
  AspectRatio -> 1/2 , VectorScale -> Small,
  Epilog -> Circle[{0, 0}, 1]]

```

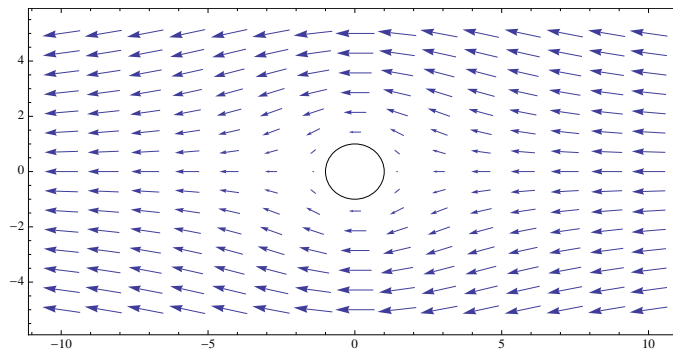


Figure 3: Vector field of flow

This illustrates the satisfaction of the boundary conditions on the cylinder.