



Laboratoire d'Annecy-le-Vieux de Physique
Théorique

website: <http://lappweb.in2p3.fr/lapth-2005/>

Quantum field theory on quantum graphs and application to their conductance

E. Ragoucy*

Laboratoire de Physique Théorique LAPTh

UMR 5108 du CNRS, associée à l'Université de Savoie
LAPP, BP 110, F-74941 Annecy-le-Vieux Cedex, France.

Abstract

We construct a bosonic quantum field on a general quantum graph. Consistency of the construction leads to the calculation of the total scattering matrix of the graph. This matrix is equivalent to the one already proposed using generalized star product approach. We give several examples and show how they generalize some of the scattering matrices computed in the mathematical or condensed matter physics literature.

Then, we apply the construction for the calculation of the conductance of graphs, within a small distance approximation. The consistency of the approximation is proved by direct comparison with the exact calculation for the 'tadpole' graph.

January 2009
LAPTh-1304/09
arXiv:0901.2431 [hep-th]

*ragoucy@lapp.in2p3.fr

1 Introduction

Quantum graphs have been recently the subject of intense studies, both at the mathematical level, see e.g. [1–11, 22] and references therein, and for condensed matter physics applications in wires, see e.g. [12–15] and references therein, or chaos [16]. These graphs appear to be a very good approximation for the modeling of quasi unidimensional systems, such as quantum or atomic wires (for a review see e.g. [17, 18]).

In this paper, we show how to construct quantum fields on a general graph, starting from the knowledge of the scattering matrix at each vertex of this graph. The construction relies on the RT-algebra formalism and gives a way to compute the total scattering matrix associated to the graph. This total scattering matrix is equivalent to the one constructed using the generalized star product framework [4, 6, 22]. Then, we apply the formalism to the explicit calculation of conductance for Tomonaga-Luttinger models for specific graphs, such as tree graph, the loop, the tadpole and the triangle.

The paper consists of two different parts. The first one (that contains sections 2, 3, 4 and 5) deals with the formal aspects of the construction. If one assumes the results of this part, one can directly read the second part (containing sections 6 and 7) that is focused on explicit calculations and examples.

More specifically, we summarize in section 2 known results [8–10] on quantum field theory on star graphs. In section 3, we show how to construct a bosonic quantum field on a graph consisting of two star graph linked by a single line. The construction is essentially based on the determination of its total scattering matrix. In section 4, we generalize the approach to the case where several lines are tied between the two star graphs, and in section 5 we treat the general case of several star graphs linked by several lines. In section 6, we apply the previous results to the case of scale invariant scattering matrices. This allows us to recover results obtained both in mathematical physics literature [4, 6, 22] and in condensed matter physics [13, 14]. Finally, using the technics developed in [9, 11], we apply in section 7 our results to the calculation of conductance on graphs. The calculation is done in a short distance approximation. In the case of a tadpole graph, we compute the conductance exactly and show that the approximation is consistent with the exact calculation. An appendix is devoted to the proofs of the properties used in the paper.

2 Integrable field theory on star graphs

We summarize here the results developed in [8]–[10] for the construction of an integrable field theory on a star graph. The algebraic framework needed to define bosonic fields on star graph are the RT-algebras [19, 20]. These algebras are a generalization of ZF-algebras, themselves being a generalization of oscillator algebras. Indeed, if oscillator algebras are used to define free fields on, say, an infinite line, ZF algebras are adapted to define interacting fields on this line, while RT-algebras take into account the introduction of a defect on this line.

2.1 RT algebras

We present the RT algebra for a star graph with \mathbf{n} edges consisting in \mathbf{n} infinite half-lines (the edges) originating from the same point (the vertex), see figure 1.

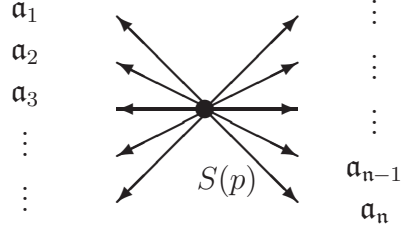


Figure 1: Star graphs (the arrows indicate the orientation on the edges)

To each edge $a = 1, \dots, \mathbf{n}$, one associates oscillator-like generators $\{\mathbf{a}_a(p), \mathbf{a}_a^\dagger(p)\}$ that deal with the field propagating on the edge. They are gathered in row and line vectors:

$$A(p) = \begin{pmatrix} \mathbf{a}_1(p) \\ \mathbf{a}_2(p) \\ \vdots \\ \mathbf{a}_n(p) \end{pmatrix} \quad \text{and} \quad A^\dagger(p) = \left(\mathbf{a}_1^\dagger(p), \mathbf{a}_2^\dagger(p), \dots, \mathbf{a}_n^\dagger(p) \right). \quad (2.1)$$

It remains to give the (integrable) boundary condition at the vertex, i.e. the way the field connects between the different edges. This boundary condition is given by \mathbf{n}^2 generators $s_{a_1 a_2}(p)$, gathered in a matrix, the scattering matrix of the vertex:

$$S(p) = \begin{pmatrix} s_{11}(p) & s_{12}(p) & \dots & s_{1n}(p) \\ s_{21}(p) & s_{22}(p) & \dots & s_{2n}(p) \\ \vdots & & \ddots & \vdots \\ s_{n1}(p) & s_{n2}(p) & \dots & s_{nn}(p) \end{pmatrix}. \quad (2.2)$$

The RT-algebra is the unital algebra generated by¹ $\{\mathbf{a}_a(p), \mathbf{a}_b^\dagger(p), s_{ab}(p), a, b = 1, \dots, \mathbf{n}, p \in \mathbb{R}\}$ submitted to the relations:

$$\mathbf{a}_{a_1}(p_1) \mathbf{a}_{a_2}(p_2) - \mathbf{a}_{a_2}(p_2) \mathbf{a}_{a_1}(p_1) = 0, \quad (2.3)$$

$$\mathbf{a}_{a_1}^\dagger(p_1) \mathbf{a}_{a_2}^\dagger(p_2) - \mathbf{a}_{a_2}^\dagger(p_2) \mathbf{a}_{a_1}^\dagger(p_1) = 0, \quad (2.4)$$

$$\mathbf{a}_{a_1}(p_1) \mathbf{a}_{a_2}^\dagger(p_2) - \mathbf{a}_{a_2}^\dagger(p_2) \mathbf{a}_{a_1}(p_1) = 2\pi \left(\delta(p_1 - p_2) \delta_{a_1 a_2} + \delta(p_1 + p_2) s_{a_1 a_2}(p_1) \right) \quad (2.5)$$

and the boundary condition

$$A(p) = S(p) A(-p) \quad \text{and} \quad A^\dagger(p) = A^\dagger(-p) S(-p). \quad (2.6)$$

¹Strictly speaking, at the algebraic level, the RT algebra can be defined for $p \in \mathbb{C}$. However, since p is physically associated to an impulsion, we restrict ourself to real p 's.

The RT algebra admits an anti-automorphism (written for $p \in \mathbb{R}$)

$$\mathbf{a}_a(p) \rightarrow \mathbf{a}_a^\dagger(p) \quad ; \quad \mathbf{a}_a^\dagger(p) \rightarrow \mathbf{a}_a(p) \quad \text{and} \quad s_{a_1 a_2}(p) \rightarrow s_{a_2 a_1}(-p) \quad (2.7)$$

which is identified with the hermitian conjugation.

There are two consistency relations coming from relation (2.6). For $p \in \mathbb{R}$, they read:

$$S(p) S(-p) = \mathbb{I} \quad (2.8)$$

$$S^\dagger(p) = S(-p) \quad (2.9)$$

One recognizes in (2.9) Hermitian analyticity for the scattering matrix $S(p)$. Together with the consistency relation (2.8), it implies unitarity of the scattering matrix:

$$S(p) S^\dagger(p) = \mathbb{I}. \quad (2.10)$$

Below, we will decompose the scattering matrix into block submatrices:

$$S(p) = \left(\begin{array}{c|c} S_{11}(p) & S_{12}(p) \\ \hline S_{21}(p) & S_{22}(p) \end{array} \right). \quad (2.11)$$

Within this decomposition, the consistency relation (2.8) recasts into four equations:

$$S_{11}(p) S_{11}(-p) + S_{12}(p) S_{21}(-p) = \mathbb{I} \quad ; \quad S_{11}(p) S_{12}(-p) + S_{12}(p) S_{22}(-p) = 0 \quad (2.12)$$

$$S_{21}(p) S_{11}(-p) + S_{22}(p) S_{21}(-p) = 0 \quad ; \quad S_{22}(p) S_{22}(-p) + S_{21}(p) S_{12}(-p) = \mathbb{I} \quad (2.13)$$

2.2 Quantum field on star graph

A massless bosonic field on the star graph is constructed from the RT-algebra generators as:

$$\phi_a(x, t) = \int_{-\infty}^{\infty} \frac{dp}{2\pi} \frac{1}{\sqrt{2|p|}} \left\{ e^{-i(|p|t - px)} \mathbf{a}_a(p) + e^{i(|p|t - px)} \mathbf{a}_a^\dagger(p) \right\} \quad a = 1, 2, \dots, \mathbf{n}. \quad (2.14)$$

In expression (2.14), $x \geq 0$ is the distance on the edge a on which the field propagates, with origin at the vertex. Using the relations (2.3)-(2.5) and (2.6), it can be shown that the field ϕ has canonical equal time commutation on each edge:

$$\begin{aligned} [\phi_{a_1}(x_1, 0), \phi_{a_2}(x_2, 0)] &= 0 \quad \text{and} \quad [(\partial_t \phi_{a_1})(x_1, 0), \phi_{a_2}(x_2, 0)] = -i \delta_{a_1 a_2} \delta(x_1 - x_2), \\ x_1, x_2 > 0, a_1, a_2 &= 1, \dots, \mathbf{n}; \end{aligned} \quad (2.15)$$

obeys the equation of motion:

$$(\partial_t^2 - \partial_x^2) \phi_a(x, t) = 0 \quad , \quad x > 0, a = 1, 2, \dots, \mathbf{n}; \quad (2.16)$$

and some boundary condition which depends on the form of $S(p)$. When the scattering matrix takes the form $S(p) = -(B + ipC)^{-1} (B - ipC)$, where B and C are real matrices such that $BC^t = C B^t$, this boundary condition reads:

$$\sum_{b=1}^{\mathbf{n}} \left(B_{ab} \phi_b(0, t) + C_{ba} (\partial_x \phi_b)(0, t) \right) = 0 \quad , \quad t \in \mathbb{R}, a = 1, 2, \dots, \mathbf{n}. \quad (2.17)$$

Equation (2.14) corresponds to a planar wave decomposition of the field $\phi_a(x, t)$. We will call $\mathbf{a}_a(p)$ the mode (or the oscillator) on the edge a (with momentum p).

Choice of the origin on each edge In the following, we will need to change the origin of coordinate on some edges. This amounts to change the form of the scattering matrix. Indeed, from the form (2.14), it is clear that a shift $x \rightarrow x + d$ is equivalent to the transformation

$$\mathbf{a}_a(p) \rightarrow e^{ipd} \mathbf{a}_a(p) \quad \text{and} \quad \mathbf{a}_a^\dagger(p) \rightarrow e^{-ipd} \mathbf{a}_a^\dagger(p). \quad (2.18)$$

This transformation does not modify the relations (2.3) and (2.4), but it does affect the scattering matrix in (2.5). For general shifts of $x \rightarrow x + d_a$, on the edge $a = 1, \dots, \mathbf{n}$, the scattering matrix will be changed as

$$S(p) \rightarrow W(p) S(p) W(p) \quad \text{with} \quad W(p) = \text{diag}(e^{ipd_1}, \dots, e^{ipd_n}). \quad (2.19)$$

Remark that since $S(p)$ obeys the consistency and unitarity relations (2.8)-(2.10), the transformation (2.19) does not change the properties (2.8)-(2.10) of the scattering matrix.

In the same way, a change of orientation on the edges will correspond to a transformation: $\mathbf{a}(p) \rightarrow \mathbf{a}(-p)$ in the boundary condition.

2.3 Star graphs as building blocks for quantum wires

In the following we shall construct integrable quantum field theory on a general quantum wire. It should be clear that the star graphs can be considered as building blocks for such general wire, in the same way the single defect on a line underlies the construction for several defects on the line [21]. In both cases, the above construction applies *locally*, around each vertex. The scattering matrices attached to each vertices will be called local. They are part of the quantum graph data. What remains to do is to connect these star graphs, i.e. identify the field on connecting edges between two star graphs. We will see that this physical identification is sufficient to determine the ‘internal’ modes (i.e. the generators $\{\mathbf{a}_a(p), \mathbf{a}_a^\dagger(p)\}$ of a connecting edge a between two vertices) in terms of the ‘external’ modes. It allows also to construct the global scattering matrix, that relates the ‘external’ modes $\{\mathbf{a}_b(p), \mathbf{a}_b^\dagger(p)\}$ (on external edges) through a relation of the type (2.6). This natural identification (which leads to a purely algebraic calculation) appears to be equivalent to the one introduced in [6] in analyzing the Schrödinger operator on graphs. In both cases, one needs to ‘glue’ star graphs together, either using a generalized star-product [6], or through identification of the bosonic modes propagating on the connecting edge(s).

3 Simple gluing of two vertices

3.1 General presentation

We consider two star graphs with \mathbf{n} and \mathbf{m} edges respectively, that are linked by one edge. We want to construct the quantum field on this graph. The basic idea is that *locally* around each vertex, the bosonic field should be the same as the one for the corresponding star graph. Then, one should connect the two construction via the connecting edge, where

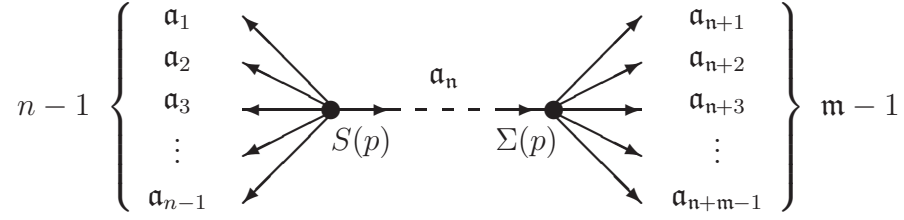


Figure 2: Simple gluing of two vertices (The arrows indicate the orientation of the edge)

the two fields should correspond. We call this procedure the ‘gluing’ of the two vertices. It is drawn in figure 2.

The local S matrices are denoted

$$S(p) = \begin{pmatrix} s_{11}(p) & \dots & s_{1n}(p) \\ \vdots & & \vdots \\ s_{n1}(p) & \dots & s_{nn}(p) \end{pmatrix} \quad \text{and} \quad \Sigma(p) = \begin{pmatrix} \sigma_{11}(p) & \dots & \sigma_{1m}(p) \\ \vdots & & \vdots \\ \sigma_{m1}(p) & \dots & \sigma_{mm}(p) \end{pmatrix}. \quad (3.1)$$

The line that links the two vertices is denoted \mathbf{n} in $S(p)$ and 1 in $\Sigma(p)$. For each edge $a \neq \mathbf{n}$ the origin is chosen to be at the vertex to which the edge belongs. For the edge \mathbf{n} , the origin is chosen at the vertex described by $S(p)$, so that $S(p)$ is the ‘true’ local scattering matrix of the vertex, while $\Sigma(p)$ is related to the ‘true’ local scattering matrix $\Sigma_0(p)$ by

$$\Sigma(p) = W(p) \Sigma_0(p) W(p) \quad \text{with} \quad W(p) = \text{diag}(e^{ipd_n}, 1, 1, \dots, 1) \quad (3.2)$$

where d_n is the distance between the two vertices (measured on the edge \mathbf{n}).

The boundary conditions on each vertex are local, and hence take the form

$$\widehat{A}(p) = S(p) \widehat{A}(-p) \quad \text{and} \quad \widehat{B}(p) = \Sigma(p) \widehat{B}(-p) \quad (3.3)$$

where

$$\widehat{A}(p) = \begin{pmatrix} \mathbf{a}_1(p) \\ \mathbf{a}_2(p) \\ \vdots \\ \mathbf{a}_n(p) \end{pmatrix} \quad \text{and} \quad \widehat{B}(p) = \begin{pmatrix} \mathbf{a}_n(-p) \\ \mathbf{a}_{n+1}(p) \\ \vdots \\ \mathbf{a}_{n+m-1}(p) \end{pmatrix}. \quad (3.4)$$

Since the mode $\mathbf{a}_n(p)$ is common to $A(p)$ and $B(p)$, one can eliminate it from the system. In other word, the field on the ‘inner line’ of the graph is constructed from the modes on the outer lines. In order to do this calculation, we single out $\mathbf{a}_n(p)$:

$$\widehat{A}(p) = \begin{pmatrix} A(p) \\ \mathbf{a}_n(p) \end{pmatrix} \quad \text{and} \quad \widehat{B}(p) = \begin{pmatrix} \mathbf{a}_n(-p) \\ B(p) \end{pmatrix}, \quad (3.5)$$

where we have introduced

$$A(p) = \begin{pmatrix} \mathbf{a}_1(p) \\ \vdots \\ \mathbf{a}_{n-1}(p) \end{pmatrix} \quad \text{and} \quad B(p) = \begin{pmatrix} \mathbf{a}_{n+1}(p) \\ \vdots \\ \mathbf{a}_{n+m-1}(p) \end{pmatrix}. \quad (3.6)$$

We apply the same decomposition to the matrices $S(p)$ and $\Sigma(p)$:

$$\begin{aligned}
S_{11}(p) &= \begin{pmatrix} s_{11}(p) & \cdots & s_{1,n-1}(p) \\ \vdots & & \vdots \\ s_{n-1,1}(p) & \cdots & s_{n-1,n-1}(p) \end{pmatrix} & ; & \Sigma_{22}(p) = \begin{pmatrix} \sigma_{22}(p) & \cdots & \sigma_{2m}(p) \\ \vdots & & \vdots \\ \sigma_{m2}(p) & \cdots & \sigma_{mm}(p) \end{pmatrix} \\
S_{21}(p) &= \left(s_{n1}(p), \dots, s_{n,n-1}(p) \right) & ; & \Sigma_{12}(p) = \left(\sigma_{12}(p), \dots, \sigma_{1m}(p) \right) \\
S_{12}(p) &= \begin{pmatrix} s_{1n}(p) \\ \vdots \\ s_{n-1,n}(p) \end{pmatrix} & ; & \Sigma_{21}(p) = \begin{pmatrix} \sigma_{21}(p) \\ \vdots \\ \sigma_{m1}(p) \end{pmatrix}
\end{aligned} \tag{3.7}$$

so that

$$S(p) = \begin{pmatrix} S_{11}(p) & S_{12}(p) \\ S_{21}(p) & s_{nn}(p) \end{pmatrix} \quad \Sigma(p) = \begin{pmatrix} \sigma_{11}(p) & \Sigma_{12}(p) \\ \Sigma_{21}(p) & \Sigma_{22}(p) \end{pmatrix}. \tag{3.8}$$

With these splittings, the boundary conditions (3.3) recast as

$$A(p) = S_{11}(p) A(-p) + S_{12}(p) \mathbf{a}_n(-p) \tag{3.9}$$

$$\mathbf{a}_n(p) = S_{21}(p) A(-p) + s_{nn}(p) \mathbf{a}_n(-p) \tag{3.10}$$

$$B(p) = \Sigma_{22}(p) B(-p) + \Sigma_{21}(p) \mathbf{a}_n(p) \tag{3.11}$$

$$\mathbf{a}_n(-p) = \Sigma_{12}(p) B(-p) + \sigma_{11}(p) \mathbf{a}_n(p) \tag{3.12}$$

Equations (3.10) and (3.12) allow us to express $\mathbf{a}_n(p)$ in term of $A(p)$ and $B(p)$

$$\mathbf{a}_n(p) = \frac{1}{1 - \sigma_{11}(p) s_{nn}(p)} \left(S_{21}(p) A(-p) + s_{nn}(p) \Sigma_{12}(p) B(-p) \right) \tag{3.13}$$

together with a consistency relation

$$\begin{aligned}
&S_{21}(p) A(-p) + s_{nn}(p) \Sigma_{12}(p) B(-p) = \\
&= \frac{1 - \sigma_{11}(p) s_{nn}(p)}{1 - \sigma_{11}(-p) s_{nn}(-p)} \left(\sigma_{11}(-p) S_{21}(-p) A(p) + \Sigma_{12}(-p) B(p) \right). \tag{3.14}
\end{aligned}$$

This consistency relation is automatically satisfied if $S(p)$ and $\Sigma(p)$ obey the consistency relation (2.8), see proof in appendix A.1 for a more general case. Then, defining

$$\mathcal{A}(p) = \begin{pmatrix} A(p) \\ B(p) \end{pmatrix} \tag{3.15}$$

we recast the two remaining relations as

$$\mathcal{A}(p) = S_{tot}(p) \mathcal{A}(-p) \tag{3.16}$$

with

$$S_{tot}(p) = \begin{pmatrix} S_{11}(p) + \frac{\sigma_{11}(p) S_{12}(p) S_{21}(p)}{1 - \sigma_{11}(p) s_{nn}(p)} & \frac{S_{12}(p) \Sigma_{12}(p)}{1 - \sigma_{11}(p) s_{nn}(p)} \\ \frac{\Sigma_{21}(p) S_{21}(p)}{1 - \sigma_{11}(p) s_{nn}(p)} & \Sigma_{22}(p) + \frac{s_{nn}(p) \Sigma_{21}(p) \Sigma_{12}(p)}{1 - \sigma_{11}(p) s_{nn}(p)} \end{pmatrix}. \tag{3.17}$$

One can show that if $S(p)$ and $\Sigma(p)$ obey the consistency relation (2.8), then so does $S_{tot}(p)$. In the same way, the unitarity relation (2.10) for the matrices $S(p)$ and $\Sigma(p)$ implies unitarity for the matrix $S_{tot}(p)$.

The bosonic quantum field $\phi_a(x, t)$ keeps the form (2.14). Since the total scattering matrix obeys relations (2.9) and (2.8), the field $\phi_a(x, t)$ on external edges ($a \neq \mathbf{n}$), it still obeys relations (2.15) and (2.16). However, on the edge \mathbf{n} , one has to replace the generators $\{\mathbf{a}_n(p), \mathbf{a}_n^\dagger(p)\}$ by their expression (3.13), and it is not ensured that $\phi_n(x, t)$ is canonical.

Remark that the scattering matrix can be rewritten as

$$S_{tot}(p) = \begin{pmatrix} S_{11}(p) & 0 \\ 0 & \Sigma_{22}(p) \end{pmatrix} + \frac{1}{1 - \sigma_{11}(p) s_{nn}(p)} \begin{pmatrix} \sigma_{11}(p) S_{12}(p) S_{21}(p) & S_{12}(p) \Sigma_{12}(p) \\ \Sigma_{21}(p) S_{21}(p) & s_{nn}(p) \Sigma_{21}(p) \Sigma_{12}(p) \end{pmatrix}. \quad (3.18)$$

The first term in (3.18) corresponds to the scattering matrix of the two local vertices without interaction (i.e. when the edge \mathbf{n} is removed), while the second term is the ‘perturbation’ due to the link through $\mathbf{a}_n(p)$. Let us stress that only $S_{tot}(p)$ is unitary.

Remark 3.1 In the limit of a vanishing distance between the vertices, $d_n \rightarrow 0$, the gluing of scattering matrices can be viewed as a recursive process to build higher dimensionnal scattering matrices, starting from low dimensionnal ones. The process ensures unitarity of the final matrix when original ones are.

3.2 Example 1: the ‘tree graph’

As an example we consider the gluing along one edge of two vertices with three edges. In this way, we construct the scattering matrix for a vertex with four edges, that we call a ‘tree graph’ for obvious particle physics reasons, see figure 3. This gluing is the simplest example of the recursive process mentioned in remark 3.1.

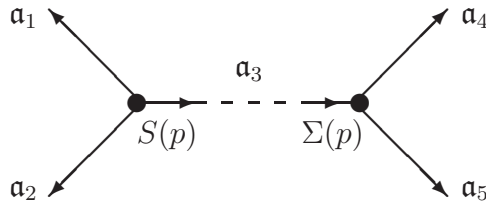


Figure 3: The tree graph

The decomposition of the local S matrices reads

$$S(p) = \left(\begin{array}{cc|c} s_{11}(p) & s_{12}(p) & s_{13}(p) \\ s_{21}(p) & s_{22}(p) & s_{23}(p) \\ \hline s_{31}(p) & s_{32}(p) & s_{33}(p) \end{array} \right) \quad \text{and} \quad \Sigma(p) = \left(\begin{array}{c|cc} \sigma_{11}(p) & \sigma_{12}(p) & \sigma_{13}(p) \\ \hline \sigma_{21}(p) & \sigma_{22}(p) & \sigma_{23}(p) \\ \sigma_{31}(p) & \sigma_{32}(p) & \sigma_{33}(p) \end{array} \right) \quad (3.19)$$

where the lines indicate the block decomposition of the matrices. The local boundary conditions have the form

$$\begin{pmatrix} \mathbf{a}_1(p) \\ \mathbf{a}_2(p) \\ \mathbf{a}_3(p) \end{pmatrix} = S(p) \begin{pmatrix} \mathbf{a}_1(-p) \\ \mathbf{a}_2(-p) \\ \mathbf{a}_3(-p) \end{pmatrix} \quad \text{and} \quad \begin{pmatrix} \mathbf{a}_3(-p) \\ \mathbf{a}_4(p) \\ \mathbf{a}_5(p) \end{pmatrix} = \Sigma(p) \begin{pmatrix} \mathbf{a}_3(p) \\ \mathbf{a}_4(-p) \\ \mathbf{a}_5(-p) \end{pmatrix}. \quad (3.20)$$

We will focus on identical local vertices. This does not mean that the local matrices $S(p)$ and $\Sigma(p)$ are identical, because of the different labeling and orientation of the edges on the total graph, and also because of the choice of the origin on the connecting edge. The local scattering matrices rather obey

$$\Sigma(p) = W(p) P S(-p) P^{-1} W(p) \quad \text{with} \quad P = \begin{pmatrix} 0 & 0 & 1 \\ 1 & 0 & 0 \\ 0 & 1 & 0 \end{pmatrix}; \quad W(p) = \text{diag}(e^{ipd}, 1, 1) \quad (3.21)$$

where d is the distance between the two vertices. In (3.21), P rotates the S -matrix according to the labelling of the edges, while $W(p)$ implements the shift of the origin, according to (2.19). It leads to

$$\Sigma(p) = \left(\begin{array}{c|cc} s_{33}(-p) e^{2ipd} & s_{31}(-p) e^{ipd} & s_{32}(-p) e^{ipd} \\ \hline s_{13}(-p) e^{ipd} & s_{11}(-p) & s_{12}(-p) \\ s_{23}(-p) e^{ipd} & s_{21}(-p) & s_{22}(-p) \end{array} \right). \quad (3.22)$$

Using this expression and the consistency relation, one rewrites (3.17) as

$$\begin{aligned} S_{tot}(p) &= \begin{pmatrix} S_{11}(p) & 0 \\ 0 & S_{11}(-p) \end{pmatrix} + \frac{e^{2ipd}}{\mathcal{N}(p)} \begin{pmatrix} s_{33}(-p) M(p, p) & e^{-ipd} M(p, -p) \\ e^{-ipd} M(-p, p) & s_{33}(p) M(-p, -p) \end{pmatrix} \\ \mathcal{N}(p) &= 1 - e^{2ipd} s_{33}(p) s_{33}(-p) \end{aligned} \quad (3.23)$$

where we have introduced the submatrix:

$$M(p, q) = S_{12}(p) \cdot S_{21}(q) = \begin{pmatrix} s_{13}(p) s_{31}(q) & s_{13}(p) s_{32}(q) \\ s_{23}(p) s_{31}(q) & s_{23}(p) s_{32}(q) \end{pmatrix}. \quad (3.24)$$

The boundary condition for the total tree graph reads

$$\begin{pmatrix} \mathbf{a}_1(p) \\ \mathbf{a}_2(p) \\ \mathbf{a}_4(p) \\ \mathbf{a}_5(p) \end{pmatrix} = S_{tot}(p) \begin{pmatrix} \mathbf{a}_1(-p) \\ \mathbf{a}_2(-p) \\ \mathbf{a}_4(-p) \\ \mathbf{a}_5(-p) \end{pmatrix} \quad (3.25)$$

and the ‘inner mode’ $\mathbf{a}_3(p)$ is expressed in terms of the ‘outer modes’ as

$$\mathbf{a}_3(p) = \frac{1}{\mathcal{N}(p)} \left\{ s_{31}(p) \mathbf{a}_1(-p) + s_{32}(p) \mathbf{a}_2(-p) + e^{ipd} s_{33}(p) \left(s_{31}(-p) \mathbf{a}_4(-p) + s_{32}(-p) \mathbf{a}_5(-p) \right) \right\}. \quad (3.26)$$

4 General gluing of two vertices

We now turn to the case of two vertices linked by τ lines, as shown in figure 4.

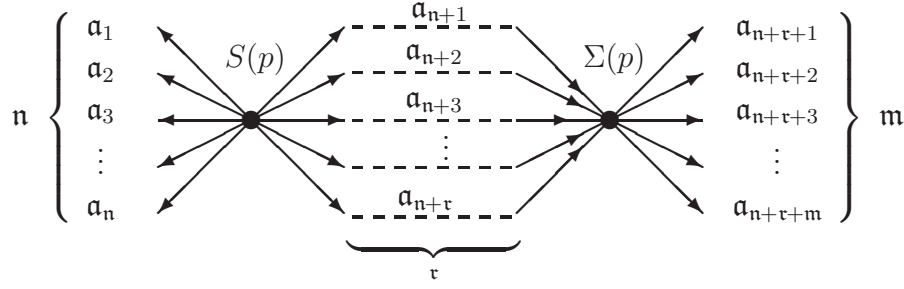


Figure 4: General gluing of two vertices

Following the same technics as in section 3, it is clear that the construction of the quantum field on the graph is equivalent to the determination of the total scattering matrix for the complete graph.

4.1 General case

As in the previous case, we divide the local S matrices according to the τ lines that are common to the two vertices:

$$S(p) = \begin{pmatrix} S_{11}(p) & S_{12}(p) \\ S_{21}(p) & S_{22}(p) \end{pmatrix} ; \quad \Sigma(p) = \begin{pmatrix} \Sigma_{11}(p) & \Sigma_{12}(p) \\ \Sigma_{21}(p) & \Sigma_{22}(p) \end{pmatrix} \quad (4.1)$$

where the block submatrices have sizes $\mathbf{n} \times \mathbf{n}$, $\mathbf{n} \times \tau$, $\tau \times \mathbf{n}$, $\tau \times \tau$ in $S(p)$:

$$\begin{aligned} S_{11}(p) &= \begin{pmatrix} s_{11}(p) & \cdots & s_{1n}(p) \\ \vdots & & \vdots \\ s_{n1}(p) & \cdots & s_{nn}(p) \end{pmatrix} & S_{12}(p) &= \begin{pmatrix} s_{1,n+1}(p) & \cdots & s_{1,n+\tau}(p) \\ \vdots & & \vdots \\ s_{n,n+1}(p) & \cdots & s_{n,n+\tau}(p) \end{pmatrix} \\ S_{21}(p) &= \begin{pmatrix} s_{n+1,1}(p) & \cdots & s_{n+1,n}(p) \\ \vdots & & \vdots \\ s_{n+\tau,1}(p) & \cdots & s_{n+\tau,n}(p) \end{pmatrix} & S_{22}(p) &= \begin{pmatrix} s_{n+1,n+1}(p) & \cdots & s_{n+1,n+\tau}(p) \\ \vdots & & \vdots \\ s_{n+\tau,n+1}(p) & \cdots & s_{n+\tau,n+\tau}(p) \end{pmatrix} \end{aligned} \quad (4.2)$$

and sizes $\mathbf{m} \times \mathbf{m}$, $\mathbf{m} \times \mathbf{r}$, $\mathbf{r} \times \mathbf{m}$, $\mathbf{r} \times \mathbf{r}$ in $\Sigma(p)$:

$$\begin{aligned} \Sigma_{11}(p) &= \begin{pmatrix} \sigma_{11}(p) & \dots & \sigma_{1\mathbf{r}}(p) \\ \vdots & & \vdots \\ \sigma_{\mathbf{r}1}(p) & \dots & \sigma_{\mathbf{r}\mathbf{r}}(p) \end{pmatrix} & \Sigma_{12}(p) &= \begin{pmatrix} \sigma_{1,\mathbf{r}+1}(p) & \dots & \sigma_{1,\mathbf{m}+\mathbf{r}}(p) \\ \vdots & & \vdots \\ \sigma_{\mathbf{r},\mathbf{r}+1}(p) & \dots & \sigma_{\mathbf{r},\mathbf{m}+\mathbf{r}}(p) \end{pmatrix} \\ \Sigma_{21}(p) &= \begin{pmatrix} \sigma_{\mathbf{r}+1,1}(p) & \dots & \sigma_{\mathbf{r}+1,\mathbf{r}}(p) \\ \vdots & & \vdots \\ \sigma_{\mathbf{m}+\mathbf{r},1}(p) & \dots & \sigma_{\mathbf{m}+\mathbf{r},\mathbf{r}}(p) \end{pmatrix} & \Sigma_{22}(p) &= \begin{pmatrix} \sigma_{\mathbf{r}+1,\mathbf{r}+1}(p) & \dots & \sigma_{\mathbf{r}+1,\mathbf{m}+\mathbf{r}}(p) \\ \vdots & & \vdots \\ \sigma_{\mathbf{m}+\mathbf{r},\mathbf{r}+1}(p) & \dots & \sigma_{\mathbf{m}+\mathbf{r},\mathbf{m}+\mathbf{r}}(p) \end{pmatrix} \end{aligned} \quad (4.3)$$

The modes $\widehat{A}(p)$ and $\widehat{B}(p)$ on each local vertex are decomposed accordingly:

$$\widehat{A}(p) = \begin{pmatrix} A_1(p) \\ A_2(p) \end{pmatrix} ; \quad \widehat{B}(p) = \begin{pmatrix} A_2(-p) \\ A_3(p) \end{pmatrix} \quad (4.4)$$

where

$$A_1(p) = \begin{pmatrix} \mathbf{a}_1(p) \\ \vdots \\ \mathbf{a}_n(p) \end{pmatrix} ; \quad A_2(p) = \begin{pmatrix} \mathbf{a}_{n+1}(p) \\ \vdots \\ \mathbf{a}_{n+\mathbf{r}}(p) \end{pmatrix} ; \quad A_3(p) = \begin{pmatrix} \mathbf{a}_{n+\mathbf{r}+1}(p) \\ \vdots \\ \mathbf{a}_{n+\mathbf{m}+\mathbf{r}}(p) \end{pmatrix} . \quad (4.5)$$

The calculation follows the same lines as in section 3 and we get

$$\mathcal{A}(p) = S_{tot}(p) \mathcal{A}(-p) \quad \text{with} \quad \mathcal{A}(p) = \begin{pmatrix} A_1(p) \\ A_3(p) \end{pmatrix} \quad (4.6)$$

and

$$S_{tot}(p) = \begin{pmatrix} S_{11}(p) + S_{12}(p) D(p)^{-1} \Sigma_{11}(p) S_{21}(p) & S_{12}(p) D(p)^{-1} \Sigma_{12}(p) \\ \Sigma_{21}(p) \widetilde{D}(p)^{-1} S_{21}(p) & \Sigma_{22}(p) + \Sigma_{21}(p) \widetilde{D}(p)^{-1} S_{22}(p) \Sigma_{12}(p) \end{pmatrix} \quad (4.7)$$

where

$$D(p) = \mathbb{I}_{\mathbf{r}} - \Sigma_{11}(p) S_{22}(p) \quad \text{and} \quad \widetilde{D}(p) = \mathbb{I}_{\mathbf{r}} - S_{22}(p) \Sigma_{11}(p) \quad (4.8)$$

is now an $\mathbf{r} \times \mathbf{r}$ matrix supposed to be invertible (which is true for generic values of d , the distance between the two vertices).

One checks easily that the formulas (4.7) are identical to the one given by the star-product approach, see e.g. formula (33) in [4] and formula (3.4) in [6]. The matrices $D(p)^{-1}$ and $\widetilde{D}(p)^{-1}$ in the present paper correspond (through a series expansion) to the matrices K_1 and K_2 there, and the assumption of invertibility of $D(p)$ and $\widetilde{D}(p)$ is the compatibility condition assumed in [4, 6]. In the language of [4, 6], we have made the generalized star-product $S(p) *_W(p) \Sigma(p)$.

The present approach allows also to reconstruct the modes in between the two vertices from the ones outside as:

$$A_2(p) = \widetilde{D}(p)^{-1} \left(S_{21}(p) A_1(-p) + S_{22}(p) \Sigma_{12}(p) A_3(-p) \right) . \quad (4.9)$$

As in section 3, there is an additional consistency relation that is automatically satisfied if $S(p)$ and $\Sigma(p)$ obey the consistency relation (2.8). The proof is given in appendix A.1. In this case, $S_{tot}(p)$ also obeys this relation. The same is true for the unitarity relation. When one takes $\mathfrak{r} = 1$, we recover the case of section 3.

4.2 Case of identical vertices

To simplify the expression of $S_{tot}(p)$ given above, we now focus on identical vertices. As already mentioned, due to the different labeling of the edges, the orientation of the edges and the choice of the origin on the connecting edge, the local scattering matrices are not identical, but rather obey

$$S(p) = \begin{pmatrix} S_{11}(p) & S_{12}(p) \\ S_{21}(p) & S_{22}(p) \end{pmatrix} \quad \text{and} \quad \Sigma(p) = \begin{pmatrix} e^{2ipd} S_{22}(-p) & e^{ipd} S_{21}(-p) \\ e^{ipd} S_{12}(-p) & S_{11}(-p) \end{pmatrix} \quad (4.10)$$

where we assumed that the distance between the two vertices is d , whatever the connecting edge on which it is measured. Since the vertices are identical, one has $\mathbf{n} = \mathbf{m}$, and $S_{11}(p)$ is a $\mathbf{n} \times \mathbf{n}$ matrix, while $S_{22}(p)$ is $\mathfrak{r} \times \mathfrak{r}$.

Then, using consistency relations (2.12)-(2.13), which in particular implies

$$S_{12}(p) \left(\mathbb{I}_{\mathbf{n}} - e^{2ipd} S_{22}(-p) S_{22}(p) \right) = \left(\mathbb{I}_{\mathbf{n}} - e^{2ipd} S_{11}(p) S_{11}(-p) \right) S_{12}(p), \quad (4.11)$$

one can rewrite (4.7) as

$$S_{tot}(p) = \begin{pmatrix} (1 - e^{2ipd}) D_1(p)^{-1} S_{11}(p) & e^{ipd} D_1(p)^{-1} \left(\mathbb{I}_{\mathfrak{r}} - S_{11}(p) S_{11}(-p) \right) \\ e^{ipd} \tilde{D}_1(p)^{-1} \left(\mathbb{I}_{\mathfrak{r}} - S_{11}(-p) S_{11}(p) \right) & (1 - e^{2ipd}) \tilde{D}_1(p)^{-1} S_{11}(-p) \end{pmatrix} \quad (4.12)$$

where

$$D_1(p) = \mathbb{I}_{\mathfrak{r}} - e^{2ipd} S_{11}(p) S_{11}(-p) \quad \text{and} \quad \tilde{D}_1(p) = \mathbb{I}_{\mathfrak{r}} - e^{2ipd} S_{11}(-p) S_{11}(p). \quad (4.13)$$

Remark that the total scattering matrix is built on the block submatrix $S_{11}(p)$ solely.

The modes on the inner edges are given by:

$$A_2(p) = \left(\mathbb{I}_{\mathbf{n}} - e^{2ipd} S_{22}(-p) S_{22}(p) \right)^{-1} \left(S_{21}(p) A_1(-p) + e^{ipd} S_{22}(p) S_{21}(-p) A_3(-p) \right). \quad (4.14)$$

4.3 Approximation for small distance

Taking the limit $d \rightarrow 0$, one gets the trivial scattering matrix

$$S_{tot}(p) \Big|_{d=0} = \begin{pmatrix} 0 & \mathbb{I}_{\mathbf{n}} \\ \mathbb{I}_{\mathbf{n}} & 0 \end{pmatrix} \quad (4.15)$$

corresponding to \mathbf{n} non-connected infinite lines.

Thus, one could think of an expansion of $S_{tot}(p)$ in terms of the distance d to get new scattering matrices. However, the physical data, such as the conductance (see section 7), rely heavily on the pole structure of the scattering matrix. Hence, before we perform an approximation of (4.12) for small d , we rewrite it as (for $\mathfrak{t} = \tan(pd/2)$):

$$S_{tot}(p) = \begin{pmatrix} S'_{11}(p) & S'_{12}(p) \\ S'_{21}(p) & S'_{22}(p) \end{pmatrix} \quad (4.16)$$

$$S'_{11}(p) = -4i\mathfrak{t}\mathfrak{D}(p)^{-1}S_{11}(p) \quad ; \quad S'_{12}(p) = (1+\mathfrak{t}^2)\mathfrak{D}(p)^{-1}\left(\mathbb{I} - S_{11}(p)S_{11}(-p)\right) \quad (4.17)$$

$$\mathfrak{D}(p) = (1-i\mathfrak{t})^2\mathbb{I} - (1+i\mathfrak{t})^2S_{11}(p)S_{11}(-p) \quad (4.18)$$

$$S'_{21}(p) = (1+\mathfrak{t}^2)\tilde{\mathfrak{D}}(p)^{-1}\left(\mathbb{I} - S_{11}(-p)S_{11}(p)\right) \quad ; \quad S'_{22}(p) = -4i\mathfrak{t}\tilde{\mathfrak{D}}(p)^{-1}S_{11}(-p) \quad (4.19)$$

$$\tilde{\mathfrak{D}}(p) = (1-i\mathfrak{t})^2\mathbb{I} + (1+i\mathfrak{t})^2S_{11}(-p)S_{11}(p). \quad (4.20)$$

Then, the approximation is done using the expansion $\mathfrak{t} \sim pd/2$, but keeping the possible fractions entering the formulas above. We detail below in section 6 this expansion for some examples: it will show how the pole structure is (partially) preserved in such an expansion. In section 7, we apply this expansion to the calculation of conductance. In particular, we will show its consistency by comparing in one example this approximation to the full calculation of the conductance.

4.4 Example 2: the loop graph

In this case, one considers two vertices with three edges each, two of them being glued together. The local S -matrices are 3×3 , and the total S -matrix (after gluing) is 2×2 . In the notation of the previous section, we have $\mathfrak{n} = \mathfrak{m} = 3$ and $\mathfrak{r} = 2$.

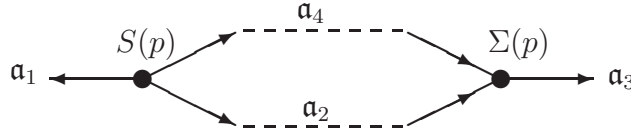


Figure 5: The loop

The decomposition of the local S matrices reads

$$S(p) = \left(\begin{array}{c|cc} s_{11}(p) & s_{12}(p) & s_{13}(p) \\ \hline s_{21}(p) & s_{22}(p) & s_{23}(p) \\ s_{31}(p) & s_{32}(p) & s_{33}(p) \end{array} \right) \quad \text{and} \quad \Sigma(p) = \left(\begin{array}{cc|c} \sigma_{11}(p) & \sigma_{12}(p) & \sigma_{13}(p) \\ \hline \sigma_{21}(p) & \sigma_{22}(p) & \sigma_{23}(p) \\ \sigma_{31}(p) & \sigma_{32}(p) & \sigma_{33}(p) \end{array} \right). \quad (4.21)$$

Again, the lines drawn within the matrices indicate the block submatrices we consider. The local boundary conditions have the form

$$\begin{pmatrix} \mathfrak{a}_1(p) \\ \mathfrak{a}_2(p) \\ \mathfrak{a}_4(p) \end{pmatrix} = S(p) \begin{pmatrix} \mathfrak{a}_1(-p) \\ \mathfrak{a}_2(-p) \\ \mathfrak{a}_4(-p) \end{pmatrix} \quad \text{and} \quad \begin{pmatrix} \mathfrak{a}_2(-p) \\ \mathfrak{a}_4(-p) \\ \mathfrak{a}_3(p) \end{pmatrix} = \Sigma(p) \begin{pmatrix} \mathfrak{a}_2(p) \\ \mathfrak{a}_4(p) \\ \mathfrak{a}_3(-p) \end{pmatrix}. \quad (4.22)$$

We will focuss on identical vertices:

$$\Sigma(p) = W(p) P^{-1} S(-p) P W(p) \quad \text{with} \quad P = \begin{pmatrix} 0 & 0 & 1 \\ 1 & 0 & 0 \\ 0 & 1 & 0 \end{pmatrix}; \quad W(p) = \text{diag}(e^{ipd_2}, e^{ipd_4}, 1) \quad (4.23)$$

where d_a is the distance between the two vertices, measured on the edges $a = 2, 4$. It leads to

$$\Sigma(p) = \left(\begin{array}{cc|c} s_{22}(-p) e^{2ipd_2} & s_{23}(-p) e^{ip(d_2+d_4)} & s_{21}(-p) e^{ipd_2} \\ s_{32}(-p) e^{ip(d_2+d_4)} & s_{33}(-p) e^{2ipd_4} & s_{31}(-p) e^{ipd_4} \\ \hline s_{12}(-p) e^{ipd_2} & s_{13}(-p) e^{ipd_4} & s_{11}(-p) \end{array} \right). \quad (4.24)$$

To get simple expressions, we suppose that $d_2 = d_4 = d/2$, where d is the total length of the loop. The total scattering matrix takes the form (with $\mathbf{t} = \tan(dp/2)$):

$$S_{tot}(p) = \frac{1}{\mathcal{N}(p)} \begin{pmatrix} -4i\mathbf{t} s_{11}(p) & (1 + \mathbf{t}^2) (1 - s_{11}(p) s_{11}(-p)) \\ (1 + \mathbf{t}^2) (1 - s_{11}(p) s_{11}(-p)) & -4i\mathbf{t} s_{11}(-p) \end{pmatrix}$$

$$\mathcal{N}(p) = (1 - i\mathbf{t})^2 - (1 + i\mathbf{t})^2 s_{11}(-p) s_{11}(p). \quad (4.25)$$

It corresponds for the total graph to a boundary condition:

$$\begin{pmatrix} \mathbf{a}_1(p) \\ \mathbf{a}_3(p) \end{pmatrix} = S_{tot}(p) \begin{pmatrix} \mathbf{a}_1(-p) \\ \mathbf{a}_3(-p) \end{pmatrix}. \quad (4.26)$$

The inner modes read

$$\mathbf{a}_2(p) = -\frac{s_{21}(p)}{\mathcal{N}(p)} \left(\mathbf{a}_1(-p) + e^{ipd} s_{11}(-p) \mathbf{a}_3(-p) \right) \quad (4.27)$$

$$\mathbf{a}_4(p) = -\frac{s_{31}(p)}{\mathcal{N}(p)} \left(\mathbf{a}_1(-p) + e^{ipd} s_{11}(-p) \mathbf{a}_3(-p) \right). \quad (4.28)$$

4.4.1 Expansion for short distances

The general formula (4.25) simplifies to

$$S_{tot}(p) \sim \frac{1}{\mathcal{N}_0(p)} \begin{pmatrix} -2ipd s_{11}(p) & 1 - s_{11}(p) s_{11}(-p) \\ 1 - s_{11}(p) s_{11}(-p) & -2ipd s_{11}(-p) \end{pmatrix}$$

$$\mathcal{N}_0(p) = \left(1 - i \frac{dp}{2} \right)^2 - \left(1 + i \frac{dp}{2} \right)^2 s_{11}(-p) s_{11}(p) \quad (4.29)$$

where now $s_{11}(p)$ is a scalar function. If one assumes furthermore that $s_{11}(p)$ is a constant (see section 6), the expansion leads to a total scattering matrix with two simple poles $\frac{2i}{d} \frac{s_{11} \pm 1}{s_{11} \mp 1}$.

4.5 Example 3: the tadpole graph

The tadpole is constructed as a special case of loop, where one of the vertex is fully transmitting between two edges, and purely reflexive in the third edge (with coefficient 1). In this way, we get a system with a tadpole and a decoupled half-line, as depicted in figure 6. The local scattering matrices of this graph are not identical: the first one has

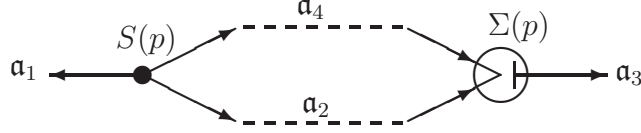


Figure 6: The tadpole (plus a half-line)

the general form

$$S(p) = \left(\begin{array}{c|cc} s_{11}(p) & s_{12}(p) & s_{13}(p) \\ s_{21}(p) & s_{22}(p) & s_{23}(p) \\ s_{31}(p) & s_{32}(p) & s_{33}(p) \end{array} \right) = \begin{pmatrix} S_{11}(p) & S_{12}(p) \\ S_{21}(p) & S_{22}(p) \end{pmatrix} \quad (4.30)$$

while the one associated to the purely reflexive vertex reads

$$\Sigma(p) = \left(\begin{array}{cc|c} 0 & e^{ip(d_2+d_4)} & 0 \\ e^{ip(d_2+d_4)} & 0 & 0 \\ \hline 0 & 0 & 1 \end{array} \right) = \begin{pmatrix} \Sigma_{11}(p) & \Sigma_{12}(p) \\ \Sigma_{21}(p) & \Sigma_{22}(p) \end{pmatrix} \quad (4.31)$$

where d_2 and d_4 are the distances between the two vertices, measured on the edges 2 and 4 respectively, so that the length of the loop in the tadpole is $\ell = d_2 + d_4$.

From formulas (4.7)-(4.9), we get

$$S_{tot}(p) = \begin{pmatrix} R(p) & 0 \\ 0 & 1 \end{pmatrix} \quad (4.32)$$

$$R(p) = s_{11}(p) + \frac{e^{ip\ell}}{N(p)} \left(R_0(p) + e^{ip\ell} R_1(p) \right)$$

$$R_0(p) = s_{12}(p) s_{31}(p) + s_{13}(p) s_{21}(p)$$

$$R_1(p) = s_{12}(p) \left(s_{33}(p) s_{21}(p) - s_{23}(p) s_{31}(p) \right) + s_{13}(p) \left(s_{22}(p) s_{31}(p) - s_{32}(p) s_{21}(p) \right)$$

$$N(p) = (1 - e^{ip\ell} s_{23}(p)) (1 - e^{ip\ell} s_{32}(p)) - e^{2ip\ell} s_{22}(p) s_{33}(p)$$

The modes in between the two vertices are reconstructed from the ones outside as:

$$\begin{aligned} \begin{pmatrix} \mathbf{a}_2(p) \\ \mathbf{a}_4(p) \end{pmatrix} &= \tilde{D}(p)^{-1} S_{21}(p) \mathbf{a}_1(-p) \\ &= \begin{pmatrix} s_{21}(p) + \left(s_{22}(p) s_{31}(p) - s_{32}(p) s_{21}(p) \right) e^{ip\ell} \\ s_{31}(p) + \left(s_{33}(p) s_{21}(p) - s_{23}(p) s_{31}(p) \right) e^{ip\ell} \end{pmatrix} \frac{\mathbf{a}_1(-p)}{N(p)}. \end{aligned} \quad (4.33)$$

As expected, the mode $\mathbf{a}_3(p)$ on the purely reflexive half-line decouples, and the mode(s) on the loop of the tadpole depends solely on $\mathbf{a}_1(p)$, the mode on the outer line of the tadpole. This mode obeys a reflection boundary condition.

Again, one can perform an approximation for small distances: we will present it in section 6 on particular examples that apply to the calculation of conductance on graphs.

5 General gluing of more than two vertices

The construction is done by recursion: one first glues two vertices using the results of the previous section to get an effective vertex corresponding to this gluing. Then, one glues this effective vertex to a third one. The result is the gluing of the three vertices, that we can glue to a fourth one, and so on... The quantum field follows the same rule, and, at the end, we get the field for the total graph in term of the generators $\{\mathbf{a}_a(p), \mathbf{a}_a^\dagger(p)\}$ of the *external* edges a solely. It obeys relations (2.15) on external edges.

The total scattering matrix of a general graph is thus obtained through a recursive use of the formulas of section 4. If we denote by $S^{[j]}(p)$, $j = 1, \dots, N+1$, the local S -matrices of the $N+1$ vertices under consideration, and by $S^{[j\dots k]}(p)$, $1 \leq j < k \leq N+1$, the S -matrix resulting from the gluing of the vertices j to k , we get the recursion formula:

$$S_{tot}^{[1\dots N+1]}(p) = \begin{pmatrix} S_{tot}^{[1\dots N+1]}(p)_{11} & S_{tot}^{[1\dots N+1]}(p)_{12} \\ S_{tot}^{[1\dots N+1]}(p)_{21} & S_{tot}^{[1\dots N+1]}(p)_{22} \end{pmatrix} \quad (5.1)$$

$$S_{tot}^{[1\dots N+1]}(p)_{11} = \tilde{S}_{11}^{[1\dots N]}(p) + \tilde{S}_{12}^{[1\dots N]}(p) D(p)^{-1} S_{11}^{[N+1]}(p) \tilde{S}_{21}^{[1\dots N]}(p) \quad (5.2)$$

$$S_{tot}^{[1\dots N+1]}(p)_{12} = \tilde{S}_{12}^{[1\dots N]}(p) D(p)^{-1} S_{12}^{[N+1]}(p) \quad (5.3)$$

$$S_{tot}^{[1\dots N+1]}(p)_{21} = S_{21}^{[N+1]}(p) \tilde{D}(p)^{-1} \tilde{S}_{21}^{[1\dots N]}(p) \quad (5.4)$$

$$S_{tot}^{[1\dots N+1]}(p)_{22} = S_{22}^{[N+1]}(p) + S_{21}^{[N+1]}(p) \tilde{D}(p)^{-1} \tilde{S}_{22}^{[1\dots N]}(p) S_{12}^{[N+1]}(p) \quad (5.5)$$

$$D(p) = \mathbb{I} - S_{11}^{[N+1]}(p) \tilde{S}_{22}^{[1\dots N]}(p) \quad ; \quad \tilde{D}(p) = \mathbb{I} - \tilde{S}_{22}^{[1\dots N]}(p) S_{11}^{[N+1]}(p) \quad (5.6)$$

where $D(p)$ and $\tilde{D}(p)$ are supposed to be invertible. $\tilde{S}^{[1\dots N]}(p)$ is deduced from the scattering matrix $S^{[1\dots N]}(p)$ obtained from the previous step through a reordering of the rows and columns such that the modes ‘glued’ in the step appear at the right place (see section 5.1). Of course, the decomposition of the S -matrices into submatrices S_{11} , S_{12} , S_{21} and S_{22} and the size of these submatrices depend on the number of edges that are glued between each vertices.

5.1 Example 4: star-triangle relation

We consider a graph constituted with $N = 3$ identical vertices possessing three edges each, coupled as in figure 7. The local boundary conditions are given by

$$\begin{pmatrix} \mathbf{a}_1(p) \\ \mathbf{a}_4(p) \\ \mathbf{a}_2(p) \end{pmatrix} = S^{[1]}(p) \begin{pmatrix} \mathbf{a}_1(-p) \\ \mathbf{a}_4(-p) \\ \mathbf{a}_2(-p) \end{pmatrix} \quad ; \quad \begin{pmatrix} \mathbf{a}_2(-p) \\ \mathbf{a}_3(p) \\ \mathbf{a}_6(p) \end{pmatrix} = S^{[2]}(p) \begin{pmatrix} \mathbf{a}_2(p) \\ \mathbf{a}_3(-p) \\ \mathbf{a}_6(-p) \end{pmatrix}$$

$$\begin{pmatrix} \mathbf{a}_4(-p) \\ \mathbf{a}_6(-p) \\ \mathbf{a}_5(p) \end{pmatrix} = S^{[3]}(p) \begin{pmatrix} \mathbf{a}_4(p) \\ \mathbf{a}_6(p) \\ \mathbf{a}_5(-p) \end{pmatrix}. \quad (5.7)$$

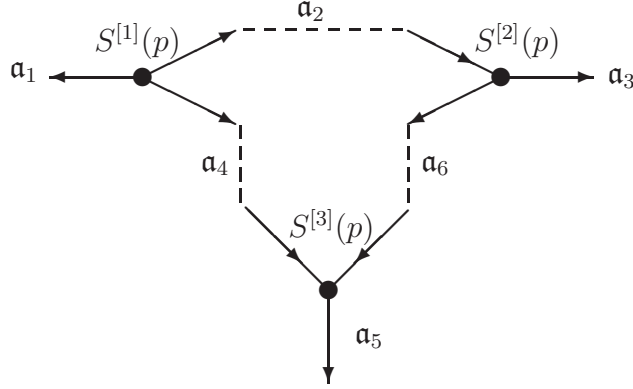


Figure 7: The triangle

We first construct $S^{[12]}(p)$ as the gluing of $S^{[1]}(p)$ and $S^{[2]}(p)$. Since the vertices are chosen identical, we have

$$S^{[2]}(p) = W_2(p) P_2 S^{[1]}(-p) P_2^{-1} W_2(p) = \left(\begin{array}{c|cc} s_{33}(-p) e^{2ipd} & s_{31}(-p) e^{ipd} & s_{32}(-p) e^{ipd} \\ \hline s_{13}(-p) e^{ipd} & s_{11}(-p) & s_{12}(-p) \\ s_{23}(-p) e^{ipd} & s_{21}(-p) & s_{22}(-p) \end{array} \right). \quad (5.8)$$

During this first gluing, the mode $\mathbf{a}_2(p)$ is the only inner mode. The modes $\mathbf{a}_4(p)$ and $\mathbf{a}_6(p)$, which are inner modes of the full graph, are considered as outer modes for a while. We can apply the results of section 3.2 for the tree graph to get $S^{[12]}(p)$: it is in fact of the form (4.12), where $S_{11}(p)$ is the 2×2 upper left submatrix of $S^{[1]}(p)$.

The inner mode $\mathbf{a}_2(p)$ is constructed from the ‘outer’ modes $\mathbf{a}_a(p)$, $a = 1, 3, 4, 6$:

$$\mathbf{a}_2(p) = \frac{1}{1 - e^{2ipd} s_{33}(p) s_{33}(-p)} \left\{ \begin{array}{l} s_{31}(p) \mathbf{a}_1(-p) + s_{32}(p) \mathbf{a}_4(-p) \\ + e^{ipd} s_{33}(p) (s_{31}(-p) \mathbf{a}_3(-p) + s_{32}(-p) \mathbf{a}_6(-p)) \end{array} \right\}. \quad (5.9)$$

These ‘outer’ modes obey the boundary condition

$$\begin{pmatrix} \mathbf{a}_1(p) \\ \mathbf{a}_4(p) \\ \mathbf{a}_3(p) \\ \mathbf{a}_6(p) \end{pmatrix} = S^{[12]}(p) \begin{pmatrix} \mathbf{a}_1(-p) \\ \mathbf{a}_4(-p) \\ \mathbf{a}_3(-p) \\ \mathbf{a}_6(-p) \end{pmatrix}. \quad (5.10)$$

We now turn to the second stage of the gluing: we glue $S^{[12]}(p)$ with $S^{[3]}(p)$. Sticking to the identical vertices case, we take $S^{[3]}(p)$ to be

$$S^{[3]}(p) = W_3(p) P_3 S^{[1]}(p) P_3^{-1} W_3(p) = \left(\begin{array}{cc|c} s_{11}(p) e^{2ipd} & s_{13}(p) e^{2ipd} & s_{12}(p) e^{ipd} \\ s_{31}(p) e^{2ipd} & s_{33}(p) e^{2ipd} & s_{32}(p) e^{ipd} \\ \hline s_{21}(p) e^{ipd} & s_{23}(p) e^{ipd} & s_{22}(p) \end{array} \right), \quad (5.11)$$

so that we have a local boundary condition as in (5.7). We have chosen the distance d to be the same on each edge, but clearly nothing changes in the construction if the

distance d_{12} between the vertices 1 and 2 (appearing at the first stage) is different from the distances d_{13} and d_{23} (appearing at the second stage). To do the gluing, we have also to reformulate the boundary condition (5.10) in the following way:

$$\begin{pmatrix} \mathbf{a}_1(p) \\ \mathbf{a}_3(p) \\ \mathbf{a}_4(p) \\ \mathbf{a}_6(p) \end{pmatrix} = \tilde{S}^{[12]}(p) \begin{pmatrix} \mathbf{a}_1(-p) \\ \mathbf{a}_3(-p) \\ \mathbf{a}_4(-p) \\ \mathbf{a}_6(-p) \end{pmatrix}. \quad (5.12)$$

The new $\tilde{S}^{[12]}(p)$ is deduced from the original $S^{[12]}(p)$ through the reordering:

$$\tilde{S}^{[12]}(p) = P_{12} S^{[12]}(p) P_{12}^{-1} \quad \text{with} \quad P_{12} = \begin{pmatrix} 1 & 0 & 0 & 0 \\ 0 & 0 & 1 & 0 \\ 0 & 1 & 0 & 0 \\ 0 & 0 & 0 & 1 \end{pmatrix} \quad (5.13)$$

Then, one just uses formulas (4.7) with $\tilde{S}^{[12]}(p)$ playing the role of $S(p)$ and $S^{[3]}(p)$ the role of $\Sigma(p)$. In this way, we get a scattering matrix $S_{tot}(p)$ for a ‘global’ vertex with three edges, equivalent from ‘outside’ to the three original vertices: this is the star-triangle relation. Indeed, the boundary condition for outer modes reads

$$\begin{pmatrix} \mathbf{a}_1(p) \\ \mathbf{a}_3(p) \\ \mathbf{a}_5(p) \end{pmatrix} = S_{tot}(p) \begin{pmatrix} \mathbf{a}_1(-p) \\ \mathbf{a}_3(-p) \\ \mathbf{a}_5(-p) \end{pmatrix} \quad (5.14)$$

and the inner modes $\mathbf{a}_4(p)$ and $\mathbf{a}_6(p)$ are obtained through relation (4.9) with

$$A_2(p) = \begin{pmatrix} \mathbf{a}_4(p) \\ \mathbf{a}_6(p) \end{pmatrix} \quad ; \quad A_1(p) = \begin{pmatrix} \mathbf{a}_1(p) \\ \mathbf{a}_3(p) \end{pmatrix} \quad ; \quad A_3(p) = \mathbf{a}_5(p). \quad (5.15)$$

The complete expression for the inner mode $\mathbf{a}_2(p)$ is obtained using (5.9) and the expressions for $\mathbf{a}_4(p)$ and $\mathbf{a}_6(p)$. However, the general formulas being rather complicated, we prefer not to write them explicitly. A complete example of triangle scattering matrix is given in section 6.4 for special (constant) local scattering matrices.

6 Scale invariant matrices and Kirchhoff’s rule

We focus on the case of identical vertices and apply the formalism to scale invariant matrices. Since we will deal with the examples treated in previous sections, that are constructed from local 3×3 scattering matrices, we focus on scale invariant matrices of this size. They have the form

$$S_\alpha = \frac{1}{1 + \alpha_1^2 + \alpha_2^2} \begin{pmatrix} 1 - \alpha_1^2 + \alpha_2^2 & -2\alpha_1\alpha_2 & -2\alpha_1 \\ -2\alpha_1\alpha_2 & 1 + \alpha_1^2 - \alpha_2^2 & -2\alpha_2 \\ -2\alpha_1 & -2\alpha_2 & \alpha_1^2 + \alpha_2^2 - 1 \end{pmatrix}. \quad (6.1)$$

We will see in the next section how to deduce the conductance G_{ab} between edges a and b of a quantum wire from the scattering matrix of this wire. For a star graph and a Luttinger liquid model, the conductance obeys Kirchhoff's rule

$$\sum_{a=1}^n G_{ab} = 0, \quad (6.2)$$

if the scattering matrix obeys [9]

$$\sum_{a=1}^n S_{ab} = 1. \quad (6.3)$$

We will loosely call this relation Kirchhoff's rule (for scattering matrices). For a general quantum wire, one may impose the Kirchhoff's rule for scattering matrices *locally*, i.e. on each vertex of the wire, or *globally*, i.e. on the total scattering matrix. To get a scale invariant matrix (6.1) obeying Kirchhoff's rule, one needs to impose the constraint $1 + \alpha_1 + \alpha_2 = 0$.

As already mentioned, we now apply the results obtained for the examples 1, 2, 3 and 4 treated in previous sections to cases where the local scattering matrices have the form (6.1).

6.1 Example 1: the tree graph

For the tree graph (see section 3.2) built on local scale invariant matrices, the total scattering matrix (3.23) takes the symmetric form:

$$S_{tot}(p) = \frac{1}{\mathcal{N}(p)} \begin{pmatrix} S_{11}(p) & S_{12}(p) \\ S_{12}(p) & S_{11}(p) \end{pmatrix} \quad (6.4)$$

$$\mathcal{N}(p) = (1 + \alpha_1^2 + \alpha_2^2)^2 - (1 - \alpha_1^2 - \alpha_2^2)^2 e^{2ipd} \quad (6.5)$$

$$S_{11}(p) = (1 + \alpha_1^2 + \alpha_2^2) \begin{pmatrix} 1 - \alpha_1^2 + \alpha_2^2 & -2\alpha_1\alpha_2 \\ -2\alpha_1\alpha_2 & 1 + \alpha_1^2 - \alpha_2^2 \end{pmatrix} \\ + e^{2ipd} (\alpha_1^2 + \alpha_2^2 - 1) \begin{pmatrix} 1 + \alpha_1^2 - \alpha_2^2 & 2\alpha_1\alpha_2 \\ 2\alpha_1\alpha_2 & 1 - \alpha_1^2 + \alpha_2^2 \end{pmatrix} \quad (6.6)$$

$$S_{12}(p) = 4e^{ipd} \begin{pmatrix} \alpha_1^2 & \alpha_1\alpha_2 \\ \alpha_1\alpha_2 & \alpha_2^2 \end{pmatrix}. \quad (6.7)$$

The inner mode is expressed as

$$\mathbf{a}_3(p) = \frac{-2}{\mathcal{N}(p)} \left\{ (\alpha_1^2 + \alpha_2^2 + 1) \left(\alpha_1 \mathbf{a}_1(-p) + \alpha_2 \mathbf{a}_2(-p) \right) \right. \\ \left. + (\alpha_1^2 + \alpha_2^2 - 1) e^{ipd} \left(\alpha_1 \mathbf{a}_4(-p) + \alpha_2 \mathbf{a}_5(-p) \right) \right\}, \quad (6.8)$$

where, for the edges, we have used the numbering given in figure 3.

When one considers the particular case $\alpha_1 = \alpha_2 = \pm 1$, one recovers the scattering matrix computed in example (IV.4) of [6].

6.1.1 Approximation for short distances

We first rewrite the scattering matrix as

$$S_{tot}(p) = \frac{4}{N(p)} \begin{pmatrix} (1 - \mathfrak{t}^2) A_0 + i \mathfrak{t} A_1 & B \\ B & (1 - \mathfrak{t}^2) A_0 + i \mathfrak{t} A_1 \end{pmatrix} \quad (6.9)$$

$$N(p) = (\mu^2 - 1) \mathfrak{t}^2 - 2i(1 + \mu^2) \mathfrak{t} + 1 - \mu^2 \quad \text{with} \quad \mu = \frac{1 - \alpha_1^2 - \alpha_2^2}{1 + \alpha_1^2 + \alpha_2^2} \quad (6.10)$$

$$A_0 = \frac{1}{(1 + \alpha_1^2 + \alpha_2^2)^2} \begin{pmatrix} \alpha_2^2 & -\alpha_1 \alpha_2 \\ -\alpha_1 \alpha_2 & \alpha_1^2 \end{pmatrix} \quad (6.11)$$

$$A_1 = \frac{1}{(1 + \alpha_1^2 + \alpha_2^2)^2} \begin{pmatrix} \alpha_1^4 - \alpha_2^4 - 1 & \alpha_1 \alpha_2 (\alpha_1^2 + \alpha_2^2) \\ \alpha_1 \alpha_2 (\alpha_1^2 + \alpha_2^2) & \alpha_2^4 - \alpha_1^4 - 1 \end{pmatrix} \quad (6.12)$$

$$B = \frac{1}{(1 + \alpha_1^2 + \alpha_2^2)^2} \begin{pmatrix} \alpha_1^2 & \alpha_1 \alpha_2 \\ \alpha_1 \alpha_2 & \alpha_2^2 \end{pmatrix} \quad (6.13)$$

where $\mathfrak{t} = \tan(\frac{dp}{2})$. Taking $d = 0$, we get a new 4×4 scattering matrix

$$S^{(0)} = \frac{4}{1 - \mu^2} \begin{pmatrix} A_0 & B \\ B & A_0 \end{pmatrix} = \frac{1}{\alpha_1^2 + \alpha_2^2} \begin{pmatrix} \alpha_2^2 & -\alpha_1 \alpha_2 & \alpha_1^2 & \alpha_1 \alpha_2 \\ -\alpha_1 \alpha_2 & \alpha_1^2 & \alpha_1 \alpha_2 & \alpha_2^2 \\ \alpha_1^2 & \alpha_1 \alpha_2 & \alpha_2^2 & -\alpha_1 \alpha_2 \\ \alpha_1 \alpha_2 & \alpha_2^2 & -\alpha_1 \alpha_2 & \alpha_1^2 \end{pmatrix}. \quad (6.14)$$

Remark that this matrix obeys the Kirchhoff's rule, whatever the values of α_1 and α_2 are, even when the local scattering matrices do not. For² $\alpha_2 = \epsilon \alpha_1$, with $\epsilon = \pm 1$, we get simpler matrices (still obeying Kirchhoff's rule):

$$S^{(0)} = \frac{1}{2} \begin{pmatrix} 1 & -\epsilon & 1 & \epsilon \\ -\epsilon & 1 & \epsilon & 1 \\ 1 & \epsilon & 1 & -\epsilon \\ \epsilon & 1 & -\epsilon & 1 \end{pmatrix} \quad \text{with} \quad \epsilon = \pm 1. \quad (6.15)$$

These matrices can be compared with the two matrices introduced in [14] for the modelisation of a condensed matter experiment proposal:

$$S_{ch}^{(0)} = \frac{1}{2} \begin{pmatrix} \epsilon & 1 & -\epsilon & 1 \\ 1 & \epsilon & 1 & -\epsilon \\ -\epsilon & 1 & \epsilon & 1 \\ 1 & -\epsilon & 1 & \epsilon \end{pmatrix} \quad \text{with} \quad \epsilon = \pm 1. \quad (6.16)$$

Indeed, one has

$$S_{ch}^{(0)} = U S^{(0)} \quad \text{where} \quad U = \begin{pmatrix} 0 & 0 & 0 & 1 \\ 0 & 0 & 1 & 0 \\ 0 & 1 & 0 & 0 \\ 1 & 0 & 0 & 0 \end{pmatrix}. \quad (6.17)$$

²Notice that if one also imposes the Kirchhoff's rule on local vertices, one needs to take $\epsilon = +1$.

Since $U S^{(0)} U = S^{(0)}$, the unitarity relations are preserved by this transformation, and indeed $S^{(0)}$ and $S_{ch}^{(0)}$ are unitary.

The "first order" correction (in term of d , the distance between the two vertices) can be computed as in section 3, setting $\mathbf{t} \sim \frac{dp}{2}$ in the above matrices. We focus on the case $\alpha_2 = \epsilon \alpha_1$, and set $\beta = \alpha_1^2$. Multiplying by U , we get a first correction (in d) for the matrices given in [14]:

$$S^{(1)}(p) \sim \frac{-1/2}{(pd + 4i\beta)(pd + i/\beta)} \left\{ 8S_{ch}^{(0)} + i\frac{dp}{\beta} S_{ch}^{(1)} - (dp)^2 S_{ch}^{(2)} \right\}, \quad (6.18)$$

$$S_{ch}^{(1)} = \begin{pmatrix} 0 & 0 & 4\epsilon\beta^2 & -1 \\ 0 & 0 & -1 & 4\epsilon\beta^2 \\ 4\epsilon\beta^2 & -1 & 0 & 0 \\ -1 & 4\epsilon\beta^2 & 0 & 0 \end{pmatrix}; \quad S_{ch}^{(2)} = \begin{pmatrix} 0 & 0 & -\epsilon & 1 \\ 0 & 0 & 1 & -\epsilon \\ -\epsilon & 1 & 0 & 0 \\ 1 & -\epsilon & 0 & 0 \end{pmatrix}. \quad (6.19)$$

6.2 Example 2: the loop

The loop graph has been treated in section 4.4. Using the form (6.1), the total scattering matrix (4.25) rewrites

$$S_{tot}(p) = \frac{\exp(idp)}{\mathcal{N}(p)} \begin{pmatrix} -2i\mu \sin(dp) & 1 - \mu^2 \\ 1 - \mu^2 & -2i\mu \sin(dp) \end{pmatrix} \quad \text{with} \quad \mu = \frac{1 - \alpha_1^2 + \alpha_2^2}{1 + \alpha_1^2 + \alpha_2^2}$$

$$\mathcal{N}(p) = 1 - (\mu \exp(idp))^2. \quad (6.20)$$

For scattering matrices obeying locally the Kirchhoff's rule, one has $\mu = \frac{1+\alpha_1}{1+\alpha_1+\alpha_1^2}$.

In the particular case $\mu = -\frac{1}{3}$ (i.e. $\alpha_1 = -2$ when Kirchhoff's rule is obeyed locally), one recovers the S matrix found in example 3.2 of [4], with the identification $p \equiv \sqrt{E}$.

The inner modes take the form

$$\mathbf{a}_2(p) = \frac{\gamma \alpha_2}{\mathcal{N}(p)} \left(e^{-ipd} \mathbf{a}_1(-p) + \mu \mathbf{a}_3(-p) \right)$$

$$\mathbf{a}_4(p) = \frac{\gamma}{\mathcal{N}(p)} \left(e^{-ipd} \mathbf{a}_1(-p) + \mu \mathbf{a}_3(-p) \right) \quad \gamma = \frac{2\alpha_1}{1 + \alpha_1^2 + \alpha_2^2}. \quad (6.21)$$

6.2.1 Expansion in term of the loop length

We rewrite the scattering matrix in term of $\mathbf{t} = \tan(dp/2)$:

$$S_{tot}(p) = \begin{pmatrix} R(p) & T(p) \\ T(p) & R(p) \end{pmatrix} \quad \text{with} \quad \begin{cases} R(p) = \frac{4i\mu \mathbf{t}}{(1 - \mu^2)\mathbf{t}^2 + 2i(1 + \mu^2)\mathbf{t} - 1 + \mu^2} \\ T(p) = \frac{(\mu^2 - 1)(1 + \mathbf{t}^2)}{(1 - \mu^2)\mathbf{t}^2 + 2i(1 + \mu^2)\mathbf{t} - 1 + \mu^2} \end{cases} \quad (6.22)$$

When $d \rightarrow 0$, we get an approximation of the scattering matrix setting $\mathbf{t} \sim dp/2$. One recognizes in the approximation, the scattering matrix for a point-like impurity on the line. The reflection and transmission coefficients defining this impurity are given by the local parameters α_1 , α_2 , and by the distance d (or equivalently by the surface d^2 of the loop). Correction to this approximation, induced by the surface of the loop, are given by the full expression (6.20).

6.3 Example 3: the tadpole

We apply the result for the tadpole graph (see section 4.5). Starting from the general form (6.1), and using the expression (4.32), this leads to the tadpole S matrix

$$S_{tot}(p) = \begin{pmatrix} R(p) & 0 \\ 0 & 1 \end{pmatrix} \quad \text{with} \quad R(p) = \frac{(1 + \alpha_1^2 + \alpha_2^2) e^{2idp} + 4\alpha_2 e^{idp} + 1 - \alpha_1^2 + \alpha_2^2}{(1 - \alpha_1^2 + \alpha_2^2) e^{2idp} + 4\alpha_2 e^{idp} + 1 + \alpha_1^2 + \alpha_2^2}. \quad (6.23)$$

We get a system with a half-line with reflection coefficient 1 decoupled from another half-line, with reflection coefficient $R(p)$.

In the particular case of $\alpha_1 = \pm 2$ and $\alpha_2 = 1$ one recovers the S matrix given in example 4.3 of [4], again with identification $p \equiv \sqrt{E}$.

The modes inside the loop read

$$\mathbf{a}_2(p) = \frac{-2\alpha_1(\alpha_2 + e^{ipd})}{(1 - \alpha_1^2 + \alpha_2^2) e^{2idp} + 4\alpha_2 e^{idp} + 1 + \alpha_1^2 + \alpha_2^2} \mathbf{a}_1(-p) \quad (6.24)$$

$$\mathbf{a}_4(p) = \frac{-2\alpha_1(1 + \alpha_2 e^{ipd})}{(1 - \alpha_1^2 + \alpha_2^2) e^{2idp} + 4\alpha_2 e^{idp} + 1 + \alpha_1^2 + \alpha_2^2} \mathbf{a}_1(-p). \quad (6.25)$$

6.3.1 Expansion in term of the loop length

We rewrite the reflection coefficient (6.23) as

$$R(p) = \frac{(1 - \alpha_2)^2 \mathbf{t}^2 - 2i\alpha_1^2 \mathbf{t} - (1 + \alpha_2)^2}{(1 - \alpha_2)^2 \mathbf{t}^2 + 2i\alpha_1^2 \mathbf{t} - (1 + \alpha_2)^2} \quad \text{with} \quad \mathbf{t} = \tan(pd/2) \quad (6.26)$$

and perform the short distance approximation setting $\mathbf{t} \sim dp/2$.

6.4 Example 4: the triangle

We present the calculation of the total scattering matrix for the triangle (as it has been explained in section 5.1), up to the end, for scale invariant local scattering matrices (6.1).

To simplify the presentation, we consider three identical vertices with local scattering matrix (6.1) with $\alpha_1 = \alpha_2 = 1$:

$$S_0 = -\frac{1}{3} \begin{pmatrix} -1 & 2 & 2 \\ 2 & -1 & 2 \\ 2 & 2 & -1 \end{pmatrix}$$

and take the same length d for the three connecting lines.

At the first step of the gluing, we get a tree-graph matrix of the type (6.7),

$$S^{[12]}(p) = \frac{1}{9 - e^{2idp}} \begin{pmatrix} e^{2idp} + 3 & 2(e^{2idp} - 3) & 4e^{idp} & 4e^{idp} \\ 2(e^{2idp} - 3) & e^{2idp} + 3 & 4e^{idp} & 4e^{idp} \\ 4e^{idp} & 4e^{idp} & e^{2idp} + 3 & 2(e^{2idp} - 3) \\ 4e^{idp} & 4e^{idp} & 2(e^{2idp} - 3) & e^{2idp} + 3 \end{pmatrix}$$

that, after rotation by P_{12} , we glue to

$$S^{[3]}(p) = -\frac{1}{3} \begin{pmatrix} -e^{2idp} & 2e^{2idp} & 2e^{idp} \\ 2e^{2idp} & -e^{2idp} & 2e^{idp} \\ 2e^{idp} & 2e^{idp} & -1 \end{pmatrix}$$

using the general formulas (4.7). We get

$$S_{tot}(p) = \frac{3e^{ipd} + 1}{e^{ipd} + 3} \mathbb{I}_3 + \frac{4(e^{ipd} - 1)e^{ipd}}{(e^{ipd} + 3)(e^{2ipd} - 2e^{ipd} + 3)} \begin{pmatrix} 2 & -1 & -1 \\ -1 & 2 & -1 \\ -1 & -1 & 2 \end{pmatrix}. \quad (6.27)$$

The inner modes $\mathbf{a}_4(p)$ and $\mathbf{a}_6(p)$ are obtained using formulas (4.9):

$$\begin{aligned} \mathbf{a}_4(p) &= \frac{2}{e^{2ipd} - 2e^{ipd} + 3} \left\{ \frac{e^{ipd} - 3}{e^{ipd} + 3} \mathbf{a}_1(-p) + \frac{2e^{ipd}}{e^{ipd} + 3} \mathbf{a}_3(-p) - \frac{e^{ipd}(e^{ipd} + 1)}{e^{ipd} + 3} \mathbf{a}_5(-p) \right\} \\ \mathbf{a}_6(p) &= \frac{2}{e^{2ipd} - 2e^{ipd} + 3} \left\{ \frac{2e^{ipd}}{e^{ipd} + 3} \mathbf{a}_1(-p) + \frac{e^{ipd} - 3}{e^{ipd} + 3} \mathbf{a}_3(-p) - \frac{e^{ipd}(e^{ipd} + 1)}{e^{ipd} + 3} \mathbf{a}_5(-p) \right\}. \end{aligned}$$

The mode $\mathbf{a}_2(p)$ is obtained according to the calculation explained in section 5.1:

$$\mathbf{a}_2(p) = \frac{2}{e^{2idp} - 9} \left\{ 3 \mathbf{a}_1(-p) + 3 \mathbf{a}_4(-p) + e^{ipd} \mathbf{a}_6(p) + e^{ipd} \mathbf{a}_3(-p) \right\}.$$

6.4.1 Expansion in term of the distance

An equivalent form of (6.27) is given by

$$S_{tot}(p) = -\frac{\mathbf{t} - 2i}{\mathbf{t} + 2i} \mathbb{I}_3 + \frac{2\mathbf{t}(\mathbf{t}^2 + 1)}{(\mathbf{t} + 2i)(3\mathbf{t}^2 + 2i\mathbf{t} - 1)} \begin{pmatrix} 2 & -1 & -1 \\ -1 & 2 & -1 \\ -1 & -1 & 2 \end{pmatrix}. \quad (6.28)$$

where $\mathbf{t} = \tan(dp/2)$, the short distance expansion being given by $\mathbf{t} \sim dp/2$.

One can compare this matrix with the symmetric scattering matrix introduced in [13]:

$$\mathcal{R} = \frac{1}{3} \begin{pmatrix} -1 & 2 & 2 \\ 2 & -1 & 2 \\ 2 & 2 & -1 \end{pmatrix}. \quad (6.29)$$

To get this matrix at $d = 0$, we multiply $S_{tot}(p)$ by \mathcal{R} . It is possible because we have $\mathcal{R}^2 = \mathbb{I}$ and $[S_{tot}(p), \mathcal{R}] = 0$, so that $\mathcal{R} S_{tot}(p)$ is still unitary. Then, the short distance approximation leads to:

$$\mathcal{R} S_{tot}(p) \sim -\frac{\mathbf{t} - 2i}{\mathbf{t} + 2i} \mathcal{R} + \frac{2\mathbf{t}(\mathbf{t}^2 + 1)}{(\mathbf{t} + 2i)(3\mathbf{t}^2 + 2i\mathbf{t} - 1)} \begin{pmatrix} -2 & 1 & 1 \\ 1 & -2 & 1 \\ 1 & 1 & -2 \end{pmatrix}, \quad \mathbf{t} \sim \frac{dp}{2}, \quad (6.30)$$

which can be viewed as a first correction to the scattering matrix \mathcal{R} .

7 Conductance

7.1 General settings

The conductance of a quantum wire is obtained through the linear response of the current $j_{\mu,a}(x,t)$ to a classical external potential $A_{\mu,a}(x,t)$ minimally coupled to a fermionic field $\psi_b(x,t)$ on the quantum wire. This has been treated in [10] for Tomonaga-Luttinger (TL) model in the case of star graphs, see also [7] for a general treatment of self-adjoint magnetic Laplacian on graphs. When considering a general quantum wire, we will restrict ourself to the problem of computing the conductance within the TL model and between external edges only. Via bosonization, all the problem can be rewritten in term of the bosonic field $\phi_a(x,t)$ given in (2.14), see [10] for details. For instance, the local gauge transformations read

$$A_{\mu,a}(x,t) \rightarrow A_{\mu,a}(x,t) - \partial_\mu \Lambda_a(x,t) \quad , \quad \mu = x, t \quad ; \quad a = 1, \dots, \mathbf{n} \quad (7.1)$$

$$\phi_a(x,t) \rightarrow \phi_a(x,t) + \frac{1}{\sigma \sqrt{\pi}} \Lambda_a(x,t) \quad (7.2)$$

and the corresponding invariant current reads

$$j_{\mu,a}(x,t) = \sqrt{\pi} \partial_\mu \phi_a(x,t) + \frac{1}{\sigma} A_{\mu,a}(x,t) \quad , \quad (7.3)$$

with possibly some additional terms corresponding to bound states [11]. Let us stress that this current is just the bosonized version of a fermionic (relativistic) current $\psi(x,t)\gamma_\mu\psi(x,t)$. Then, the linear response theory leads to

$$\langle j_{x,a}(x,t) \rangle_{A_\mu} = \frac{1}{\sigma} A_{x,a}(x,t) + \frac{i}{\sigma} \sum_{b=1}^{\mathbf{n}} \int_{-\infty}^t d\tau \int_0^\infty dy A_{x,b}(y,\tau) \langle [\partial_x \phi_b(y,\tau), \partial_x \phi_a(x,t)] \rangle$$

Considering a uniform electric field switched on at $t = t_0$, in the Weyl gauge:

$$E_a(t) = \partial_t A_{x,a}(t) \quad \text{with} \quad A_{x,a}(t) = 0 \quad \text{if} \quad t < t_0 \quad (7.4)$$

$$A_{t,a} = 0, \quad \forall t \quad , \quad a = 1, \dots, \mathbf{n} \quad (7.5)$$

and supposing that the scattering matrix is symmetric and admits simple non-real poles only, one can derive the conductance [11]

$$\langle j_{x,a}(x,t) \rangle_{A_\mu} = \sum_{b=1}^{\mathbf{n}} \int_{-\infty}^\infty \frac{d\omega}{2\pi} \hat{A}_{x,b}(\omega) G_{ab}(\omega, t - t_0) e^{-i\omega t} \quad , \quad (7.6)$$

$$G_{ab}(\omega, t) = G_0 \left\{ \delta_{ab} - S_{ab}(\omega) - \sum_{\eta \in \mathcal{P}} \frac{e^{i(\omega - i\eta)t}}{\omega - i\eta} \mathcal{T}_{ab}(\eta) \right\} \quad . \quad (7.7)$$

We have also introduced \mathcal{P} , the set of poles of the scattering matrix and

$$\mathcal{T}_{ab}(\eta) = \lim_{p \rightarrow i\eta} (p - i\eta) S_{ab}(p) \quad . \quad (7.8)$$

G_0 is the conductance for the infinite line. The conductance depends on the time t_0 of the switch-on of the electric field, but also (due to the presence of poles in the scattering matrix) on its frequency ω .

Short distance approximation for the conductance: The formula (7.7) can be applied to any of the scattering matrices computed in the previous sections, in particular to the ones deduced in the short distance approximation, where the number of poles is finite. Moreover, when performing this short distance approximation, and since the pole content has been already (partially) kept in the \mathcal{T}_{ab} matrix, one can take for the total scattering matrix in (7.7) its value for $d = 0$. Since in our examples the local scattering matrices are constant, this is equivalent to take $p = 0$ in S , so that we get for the conductance the approximated form

$$G_{ab}^{approx}(\omega, t) = G_0 \left\{ \delta_{ab} - S_{ab}(0) - \sum_{\eta \in \mathcal{P}_0} \frac{e^{i(\omega - i\eta)t}}{\omega - i\eta} \mathcal{T}_{ab}(\eta) \right\}, \quad (7.9)$$

where \mathcal{P}_0 is the set of poles appearing in the approximated scattering matrix of the graph under consideration. An obvious refinement of this approximation is to take

$$G_{ab}^{refin}(\omega, t) = G_0 \left\{ \delta_{ab} - S_{ab}^{approx}(\omega) - \sum_{\eta \in \mathcal{P}_0} \frac{e^{i(\omega - i\eta)t}}{\omega - i\eta} \mathcal{T}_{ab}(\eta) \right\}, \quad (7.10)$$

where $S_{ab}^{approx}(\omega)$ is the short distance approximation of the scattering matrix.

Some examples of such calculations are done in the next section.

7.2 Examples

We apply the above formalism to the examples dealt with in section 6. Except for one particular case, we will consider the scattering matrix within the short distance approximation, as it has been presented in section 4.3. In the case of the tadpole, we perform the exact calculation and show that the short distance approximation is in accordance with the exact result, justifying in this way the approximation.

7.2.1 Tree graph

We start with the matrix (6.18), which possesses two simple poles

$$i\eta_1 = \frac{-i}{d} 4\beta \quad \text{and} \quad i\eta_2 = \frac{i}{d\beta}. \quad (7.11)$$

We recall that $\beta = \alpha_1^2$. One gets, using notations (6.19):

$$\mathcal{T}_1 = \mathcal{T}(\eta_1) = \frac{-2i\beta}{4\beta^2 - 1} \left\{ 2S_{ch}^{(0)} + S_{ch}^{(1)} + 4\beta^2 S_{ch}^{(2)} \right\} \quad (7.12)$$

$$\mathcal{T}_2 = \mathcal{T}(\eta_2) = \frac{i\beta}{4\beta^2 - 1} \left\{ 4S_{ch}^{(0)} + \frac{1}{2} S_{ch}^{(1)} + \frac{1}{2\beta^2} S_{ch}^{(2)} \right\} \quad (7.13)$$

Starting from the formula (7.9), it leads to a conductance

$$G(\omega, t) = G_0 \left\{ \frac{1}{2} \begin{pmatrix} A & -A \\ -A & A \end{pmatrix} - \frac{e^{i(\omega - i\eta_1)t}}{\omega - i\eta_1} \mathcal{T}_1 - \frac{e^{i(\omega - i\eta_2)t}}{\omega - i\eta_2} \mathcal{T}_2 \right\}, \quad (7.14)$$

where we have introduced the 2×2 matrix

$$A = \begin{pmatrix} 1 & \epsilon \\ \epsilon & 1 \end{pmatrix}. \quad (7.15)$$

7.2.2 Loop

We consider the loop scattering matrix (6.22). It possesses two simple poles:

$$i\eta_1 = \frac{2i(\mu-1)}{d(\mu+1)} = \frac{-2i\alpha_1^2}{(1+\alpha_2^2)d} \quad \text{and} \quad i\eta_2 = \frac{2i(\mu+1)}{d(\mu-1)} = \frac{-2i(1+\alpha_2^2)}{\alpha_1^2 d}. \quad (7.16)$$

They lead to the two matrices

$$\mathcal{T}_1 = \mathcal{T}(\eta_1) = i \frac{1+\mu}{1-\mu} \begin{pmatrix} 1 & -1 \\ -1 & 1 \end{pmatrix} \quad \text{and} \quad \mathcal{T}_2 = \mathcal{T}(\eta_2) = -i \frac{1-\mu}{1+\mu} \begin{pmatrix} 1 & 1 \\ 1 & 1 \end{pmatrix}. \quad (7.17)$$

Then, the conductance (7.9) rewrites

$$G(\omega, t) = G_0 \left\{ \begin{pmatrix} 1 & -1 \\ -1 & 1 \end{pmatrix} - \frac{e^{i(\omega-i\eta_1)t}}{\omega-i\eta_1} \mathcal{T}_1 - \frac{e^{i(\omega-i\eta_2)t}}{\omega-i\eta_2} \mathcal{T}_2 \right\}. \quad (7.18)$$

7.2.3 Tadpole

To simplify the presentation, we consider the case $\alpha_2 = 1$, but the same sort of calculation can be done for the general case.

Exact calculation: The expression (6.23) for $\alpha_2 = 1$ simplifies to

$$R(p) = \frac{2 + i\alpha_1^2 t}{2 - i\alpha_1^2 t} \quad (7.19)$$

The poles of $R(p)$ are given by:

$$\tan\left(\frac{dp}{2}\right) = \frac{-2i}{\alpha_1^2} \quad \Leftrightarrow \quad p = i\eta_k = i\eta_0 + \frac{2k\pi}{d}, \quad k \in \mathbb{Z} \quad \text{with} \quad \eta_0 = -\frac{2}{d} \operatorname{arctanh}\left(\frac{2}{\alpha_1^2}\right),$$

that leads to

$$\mathcal{T}_k = \mathcal{T}(\eta_k) = \frac{8i}{d} \frac{\alpha_1^2}{\alpha_1^4 - 4}, \quad \forall k \in \mathbb{Z}. \quad (7.20)$$

Hence, we get

$$G(\omega, t) = G_0 \left\{ 1 - R(\omega) - \frac{8i}{d} \frac{\alpha_1^2}{\alpha_1^4 - 4} \sum_{k \in \mathbb{Z}} \frac{e^{i(\omega-i\eta_k)t}}{\omega-i\eta_k} \right\}. \quad (7.21)$$

The sum can be computed for real parameter α_1 , and one obtains

$$\sum_{k \in \mathbb{Z}} \frac{1}{\omega - i\eta_k} e^{i(\omega-i\eta_k)t} = \frac{-i d e^{i n_0(t) d(\omega-i\eta_0)}}{1 - e^{i d(\omega-i\eta_0)}} \quad \text{with} \quad n_0(t) = \left[\frac{t}{d} \right] \quad (7.22)$$

where $[.]$ denotes the integer part. This leads to

$$G(\omega, t) = G_0 \left\{ 1 - \frac{2 + i\alpha_1^2 \tan\left(\frac{\omega d}{2}\right)}{2 - i\alpha_1^2 \tan\left(\frac{\omega d}{2}\right)} - \frac{8\alpha_1^2}{\alpha_1^4 - 4} \frac{e^{i n_0(t) d(\omega-i\eta_0)}}{1 - e^{i d(\omega-i\eta_0)}} \right\}. \quad (7.23)$$

Short distance approximation: If one performs the same calculation with the approximation $\mathbf{t} \sim pd/2$, we get a single simple pole $i\eta' = -4i/d\alpha_1^2$ that leads to

$$G_{approx}(\omega, t) = G_0 \left\{ 1 - \frac{2 + i\alpha_1^2 \frac{\omega d}{2}}{2 - i\alpha_1^2 \frac{\omega d}{2}} + \frac{8i}{d\alpha_1^2} \frac{e^{i(\omega - i\eta')t}}{\omega - i\eta'} \right\}. \quad (7.24)$$

To compare this latter expression with the exact result, we first note that

$$\eta_0 = -\frac{2}{d} \operatorname{arctanh}\left(\frac{2}{\alpha_1^2}\right) \sim -\frac{4}{d\alpha_1^2} = \eta' \quad \text{for } \alpha_1^2 \gg 2 \quad (7.25)$$

Taking this regime for the parameter α_1 , we perform an expansion in d of (7.23), remarking that $n_0(t)d \sim t$ when $d \rightarrow 0$:

$$G(\omega, t) \sim G_0 \left\{ 1 - \frac{2 + i\alpha_1^2 \frac{\omega d}{2}}{2 - i\alpha_1^2 \frac{\omega d}{2}} + \frac{8}{\alpha_1^2} \frac{e^{i(\omega - i\eta')t}}{(-id)(\omega - i\eta')} \right\}, \quad (7.26)$$

which is exactly the expression of $G_{approx}(\omega, t)$. Thus, the short distance approximation gives a correct estimate of the conductance for this parameter range.

7.2.4 Triangle

The matrix (6.30) possesses three simple poles

$$i\eta_0 = \frac{-4i}{d} \quad ; \quad i\eta_{\pm} = \frac{-2i \pm 2\sqrt{2}}{3d}, \quad (7.27)$$

leading to

$$\mathcal{T}(\eta_0) = \frac{8i}{3d} \begin{pmatrix} 1 & 1 & 1 \\ 1 & 1 & 1 \\ 1 & 1 & 1 \end{pmatrix} \quad \text{and} \quad \mathcal{T}(\eta_{\pm}) = -\frac{2}{9d}(2i \pm \sqrt{2}) \begin{pmatrix} 2 & -1 & -1 \\ -1 & 2 & -1 \\ -1 & -1 & 2 \end{pmatrix}. \quad (7.28)$$

The conductance takes the form

$$G(\omega, t) = G_0 \left\{ \mathbb{I}_3 - \mathcal{R} - \frac{e^{i(\omega - i\eta_0)t}}{\omega - i\eta_0} \mathcal{T}(\eta_0) - \frac{e^{i(\omega - i\eta_+)t}}{\omega - i\eta_+} \mathcal{T}(\eta_+) - \frac{e^{i(\omega - i\eta_-)t}}{\omega - i\eta_-} \mathcal{T}(\eta_-) \right\}. \quad (7.29)$$

When the distance $d \rightarrow 0$, the ω dependent part of the conductance goes to zero, and one recover the conductance computed in [14]. For non-vanishing values of d , we get ω dependent corrections to this conductance.

Acknowledgements

It is a pleasure to warmly thank M. Mintchev for many fruitful discussions and comments, and for providing me the reference [22]. I am grateful to V. Caudrelier for his useful remarks on the manuscript. I wish to thank the referee for his useful coments and suggestions.

A Proofs

A.1 Compatibility relation

We start with the relations at each vertex

$$A_1(p) = S_{11}(p) A_1(-p) + S_{12}(p) A_2(-p) \quad (\text{A.1})$$

$$A_2(p) = S_{21}(p) A_1(-p) + S_{22}(p) A_2(-p) \quad (\text{A.2})$$

$$A_2(-p) = \Sigma_{11}(p) A_2(p) + \Sigma_{12}(p) A_3(-p) \quad (\text{A.3})$$

$$A_3(p) = \Sigma_{21}(p) A_2(p) + \Sigma_{22}(p) A_3(-p) \quad (\text{A.4})$$

where we used the notations of section 4.1. Equations (A.2) and (A.3) allow to express $A_2(p)$ in term of $A_1(p)$ and $A_3(p)$ in two different ways:

$$A_2(p) = \tilde{D}(p)^{-1} \left(S_{21}(p) A_1(-p) + S_{22}(p) \Sigma_{12}(p) A_3(-p) \right) \quad (\text{A.5})$$

$$A_2(-p) = D(p)^{-1} \left(\Sigma_{12}(p) A_3(-p) + \Sigma_{11}(p) S_{21}(p) A_1(-p) \right) \quad (\text{A.6})$$

$$\text{with } \tilde{D}(p) = \mathbb{I} - S_{22}(p) \Sigma_{11}(p) \quad \text{and} \quad D(p) = \mathbb{I} - \Sigma_{11}(p) S_{22}(p) \quad (\text{A.7})$$

Plugging (A.5) into (A.4) and (A.6) into (A.1) leads to the relations (4.6)-(4.7). (A.5) can be viewed as the determination of $A_2(p)$ in terms of $A_1(p)$ and $A_3(p)$. It remains a compatibility relation:

$$\begin{aligned} & \tilde{D}(p)^{-1} \left(S_{21}(p) A_1(-p) + S_{22}(p) \Sigma_{12}(p) A_3(-p) \right) = \\ & = D(-p)^{-1} \left(\Sigma_{12}(-p) A_3(p) + \Sigma_{11}(-p) S_{21}(-p) A_1(p) \right) \end{aligned} \quad (\text{A.8})$$

which rewrites, using again relations (4.6)-(4.7),

$$\begin{aligned} D(-p) \tilde{D}(p)^{-1} \left(S_{21}(p) A_1(-p) + S_{22}(p) \Sigma_{12}(p) A_3(-p) \right) &= \left(\Sigma_{12}(-p) \Sigma_{21}(p) \tilde{D}(p)^{-1} \right. \\ & \quad \left. - \Sigma_{11}(-p) S_{22}(-p) + \Sigma_{11}(-p) S_{21}(-p) S_{12}(p) D(p)^{-1} \Sigma_{11}(-p) \right) S_{21}(p) A_1(-p) \\ &+ \left(\Sigma_{11}(-p) S_{21}(-p) S_{12}(p) D(p)^{-1} - \Sigma_{11}(-p) + \Sigma_{12}(-p) \Sigma_{21}(p) \tilde{D}(p)^{-1} S_{22}(p) \right) \Sigma_{12}(p) A_3(-p) \end{aligned}$$

Instead of proving this relation, we prove the two following relations, that obviously imply the compatibility relation,

$$\begin{aligned} D(-p) \tilde{D}(p)^{-1} &= \Sigma_{12}(-p) \Sigma_{21}(p) \tilde{D}(p)^{-1} + \Sigma_{11}(-p) S_{21}(-p) S_{12}(p) D(p)^{-1} \Sigma_{11}(p) \\ & \quad - \Sigma_{11}(-p) S_{22}(-p) \end{aligned} \quad (\text{A.9})$$

$$\begin{aligned} D(-p) \tilde{D}(p)^{-1} S_{22}(p) &= \Sigma_{11}(-p) S_{21}(-p) S_{12}(p) D(p)^{-1} + \Sigma_{12}(-p) \Sigma_{21}(p) \tilde{D}(p)^{-1} S_{22}(p) \\ & \quad - \Sigma_{11}(-p) \end{aligned} \quad (\text{A.10})$$

We start by proving relation (A.9). Multiplying on the right by $\tilde{D}(p)$ and using the consistency relation (2.8) for $S(p)$ and $\Sigma(p)$, it can be rewritten as

$$\begin{aligned} D(-p) &= \mathbb{I} - \Sigma_{11}(-p) \Sigma_{11}(p) + \Sigma_{11}(-p) (\mathbb{I} - S_{22}(-p) S_{22}(p)) D(p)^{-1} \Sigma_{11}(p) \tilde{D}(p) \\ & \quad - \Sigma_{11}(-p) S_{22}(-p) (\mathbb{I} - S_{22}(p) \Sigma_{11}(p)) \end{aligned} \quad (\text{A.11})$$

that is indeed an equality. Relation (A.10) is equivalent to relation (A.9) multiplied from the right by $S_{22}(p)$.

A.2 Consistency and Hermitian analyticity relations

We prove that the scattering matrix (4.7) obeys the consistency and Hermitian analyticity relations (2.8) and (2.9) as soon as the local scattering matrices do. The proof relies on the relations (proven by direct calculation):

$$\Sigma_{11}(p) \tilde{D}(p)^{-1} = D(p)^{-1} \Sigma_{11}(p) \quad \text{and} \quad \tilde{D}(p)^{-1} S_{22}(p) = S_{22}(p) D(p)^{-1} \quad (\text{A.12})$$

$$\left(\tilde{D}(p)\right)^\dagger = D(-p) \quad \text{and} \quad \left(D(p)\right)^\dagger = \tilde{D}(-p) \quad (\text{A.13})$$

Thanks to these relations, it is easy to show that $S_{tot}(p)$ is Hermitian analytical. For instance one has

$$\begin{aligned} \left(S_{tot}(p)\right)_{11}^\dagger &= S_{11}(p)^\dagger + S_{21}(p)^\dagger \Sigma_{11}(p)^\dagger \left(D(p)^{-1}\right)^\dagger S_{12}(p)^\dagger \\ &= S_{11}(-p) + S_{21}(-p) \Sigma_{11}(-p) \tilde{D}(-p)^{-1} S_{12}(-p) = \left(S_{tot}(-p)\right)_{11} \end{aligned}$$

The proof of the consistency relation requires more calculation. Considering the 11 component, and using consistency relations for $S(p)$ and $\Sigma(p)$, one can rewrite it as:

$$\begin{aligned} \left(S_{tot}(p) S_{tot}(-p)\right)_{11} &= S_{11}(p) S_{11}(-p) + S_{12}(p) D(p)^{-1} \left\{ \dots \right\} S_{21}(-p) \\ \left\{ \dots \right\} &= D(p) + \left[\dots \right] \tilde{D}(-p)^{-1} \\ \left[\dots \right] &= \left(\Sigma_{11}(p) - S_{22}(-p)\right) D(-p)^{-1} \left(\dots \right) \\ \left(\dots \right) &= -D(-p) \Sigma_{11}(-p) + \Sigma_{11}(-p) \tilde{D}(-p) = 0 \end{aligned} \quad (\text{A.14})$$

where in the last step we used (A.12).

The other relations are proven along the same lines.

References

- [1] P. Exner, P. Seba, *Free quantum motion on a branching graph*, Rep. Math. Phys. **28** (1989) 7.
- [2] M. Harmer, *Hermitian symplectic geometry and the factorisation of the scattering matrix on graphs*, J. Phys. **A33** (2000) 9015, [arXiv:math-ph/0703031];
Hermitian symplectic geometry and extension theory, J. Phys. **A33** (2000) 9193, [arXiv:math-ph/0703027].
- [3] P. Kuchment, *Graph models for waves in thin structures*, Waves Rand. Comp. Med. **12** (2002) R1;
Quantum graphs I: Some basic structures, Waves Rand. Comp. Med. **14** (2004) S107;
Quantum Graphs II: Some spectral properties of quantum and combinatorial graphs, J. Phys. **A38** (2005) 4887, [arXiv:math-ph/0411003].

- [4] V. Kostrykin and R. Schrader, *Kirchhoff's rule for quantum wires*, J. Phys. **A32** (1999) 595, [arXiv:math-ph/9806013].
- [5] V. Kostrykin and R. Schrader, *Kirchhoff's rule for quantum wires. ii: the inverse problem with possible applications to quantum computers*, Fortschr. Phys. **48** (2000) 703, [arXiv:quant-ph/9910053].
- [6] V. Kostrykin and R. Schrader, *The Generalized star product and the factorization of scattering matrices on graphs*, J. Math. Phys. **42** (2001) 1563, [arXiv:math-ph/0008022];
- [7] V. Kostrykin and R. Schrader, *Quantum wires with magnetic fluxes*, Comm. Math. Phys. **237** (2003) 161 and [arXiv:math-ph/0212001];
- [8] B. Bellazzini and M. Mintchev, *Quantum fields on star graphs*, J. Phys. **A39** (2006) 11101 and [arXiv:hep-th/0605036];
B. Bellazzini, M. Burrello, M. Mintchev and P. Sorba, *Quantum field theory on star graphs*, Proc. Symp. Pure Math. **77** (2008) 639 and [arXiv:0801.2852];
- [9] M. Mintchev and P. Sorba, *Bosonization and vertex algebras with defects*, Ann. H. Poincaré **7** (2006) 1375, [arXiv:hep-th/0511162];
- [10] B. Bellazzini, M. Mintchev and P. Sorba, *Bosonization and scale invariance on quantum wires*, J. Phys. **A40** (2007) 2485, [arXiv:hep-th/0611090];
- [11] B. Bellazzini, M. Mintchev and P. Sorba, *Boundary Bound State Effects in Quantum Wires*, [arXiv:0810.3101].
- [12] C. Nayak, M. Fisher, A. Ludwig and H.-H. Lin, *Resonant multi-lead point-contact tunneling*, Phys. Rev. **B59** (1999) 15694 and [arXiv:cond-mat/9710305].
- [13] M. Oshikawa, C. Chamon and I. Affleck, *Junctions of three quantum wires*, JSTAT **0602** (2006) P008, [arXiv:cond-mat/0509675];
Chang-Yu Hou and C. Chamon, *Junctions of three quantum wires for spin 1/2 electrons*, Phys. Rev. **B77** (2008) 155422, [arXiv:0801.3824].
- [14] Chang-Yu Hou, Eun-Ah Kim and C. Chamon, *Corner junction as a probe of helical edge states*, [arXiv:0808.1723]
- [15] A. Agarwal, S. Das, S. Rao and D. Sen, *Enhancement of tunneling density of states at a junction of three Luttinger liquid wires*, [arXiv:0810.3513].
- [16] T. Kottos and U. Smilansky, *Periodic Orbit Theory and Spectral Statistics for Quantum Graphs*, Ann. Phys. **274** (1999) 76, [arXiv:chao-dyn/9812005];
Chaotic Scattering on Graphs, Phys. Rev. Lett. **85** (2000) 968, [arXiv:chao-dyn/9906008].
- [17] P. Exner, *Leaky Quantum Graphs: A Review*, Proc. Symp. Pure Math. **77** (2008) 523 and [arXiv:0710.5903].

- [18] P. Kuchment, *Quantum graphs: an introduction and a brief survey*, Proc. Symp. Pure Math. **77** (2008) 291, [arXiv:0802.3442].
- [19] M. Mintchev, E. Ragoucy and P. Sorba, *Scattering in the presence of a reflecting and transmitting impurity*, Phys. Lett. **B547** (2002) 313, [arXiv:hep-th/0209052];
Reflection-Transmission algebras, J. Phys. **A36** (2003) 10407, [arXiv:hep-th/0303187];
- [20] V. Caudrelier, M. Mintchev, E. Ragoucy and P. Sorba, *Reflection-Transmission quantum Yang-Baxter equations*, J. Phys. **A38** (2005) 3431, [arXiv:hep-th/0412159].
- [21] M. Mintchev and E. Ragoucy, *Algebraic approach to multiple defects on the line and application to Casimir force*, J. Phys. **A40** (2007) 9515, [arXiv:hep-th/0705.1322].
- [22] R. Schrader, *Quantum fields on metric graphs*, work in progress.