

Experimental Results on Flavour Oscillations and CP -Violation

Prafulla Kumar Behera (on behalf of the *BABAR* Collaboration).
The University of Iowa, Iowa City, USA. E-mail:behera@slac.stanford.edu

30 years ago M. Kobayashi and T. Masakawa (won the Nobel Prize in physics 2008 for their famous theory), gave a theory to explaining CP violation. This theory predicted that large CP violation would be observed in B mesons. In the last 10 years, Both the B -factories (*BABAR* at Stanford Linear Accelerator Center, USA and Belle at KEK, Japan) have observed large CP violation as predicted by the KM mechanism. The ground breaking experimental results of Flavor Oscillation and CP violation in B and D mesons are summarized and compared with the Standard Model expectations.

I. INTRODUCTION

The origin of CP violation in the Standard Model (SM) is contained in a complex phase within the Cabibbo-Kobayashi-Maskawa (CKM) matrix [1]. With one single phase, the SM predicts clear patterns for quark mixing and CP violations, to be satisfied by all processes. The unitarity relation $V_{ud}V_{ub}^* + V_{cd}V_{cb}^* + V_{td}V_{tb}^* = 0$ among the elements of the first and third columns of the CKM matrix is represented in the complex plane by a Unitarity Triangle (UT) with angles $\alpha = \arg[-V_{td}V_{tb}^*/V_{ud}V_{ub}^*]$, $\beta = \arg[-V_{cd}V_{cb}^*/V_{td}V_{tb}^*]$, $\gamma = \arg[-V_{ud}V_{ub}^*/V_{cd}V_{cb}^*]$. The angle β , which is the phase of V_{td} and appears in $B^0 - \bar{B}^0$ mixing, induces mixing assisted CP violation first observed by *BABAR* and Belle in the $B^0 \rightarrow J/\psi K_S^0$ decays in 2001.

The B -Factories have demonstrated that CP violation in the B meson system is consistent with the SM description given in Eq.[1].

$$A_{CP}(\delta t) = S_f \sin(\delta m_d \delta t) - C_f \cos(\delta m_d \delta t). \quad (1)$$

where δt is the difference between the proper decay times of the two mesons and δm_d is the mass difference of the B meson mass eigenstates[52]. The sine term in Eq. 1 comes from the interference between direct decay and decay after a $B^0 - \bar{B}^0$ oscillation. A non-zero cosine term arises from the interference between decay amplitudes with different weak and strong phases (direct CP violation) or from CP violation in $B^0 - \bar{B}^0$ mixing, where the latter is predicted to be small in the SM and has not been observed to date. The presence of new physics beyond SM could in general change this picture; for this reason it is very important to over-constrain the UT, making many independent measurements looking for inconsistencies in the SM.

II. ASYMMETRIC ENERGY e^+e^- COLLISION AT $\Upsilon(4S)$

Study of time-dependent CP violation requires large data samples of B meson decays with precise decay length measurements. The asymmetric energy e^+e^- colliders, PEP-II and KEKB, operating at $\Upsilon(4S)$ facilitates this measurement by providing pair of $B\bar{B}$ from strong decays

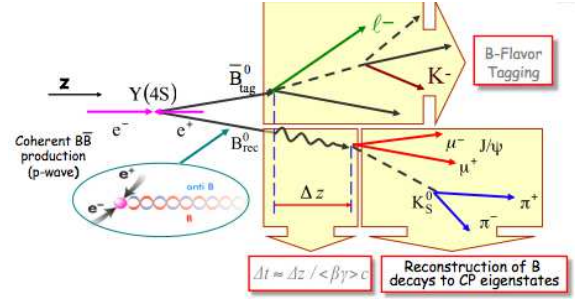


FIG. 1: Asymmetric energy e^+e^- collision at $\Upsilon(4S)$.

of the $\Upsilon(4S)$ resonance in the e^+e^- rest system. Since the B flight length in x-y is only $\sim 30\mu\text{m}$ as compared to $\sim 200\mu\text{m}$ in z-direction, the approximation $\delta r = \delta z = z_{cp} - z_{tag}$ can be made, where z_{tag} and z_{cp} are the z decay vertexes of the tagged B with measured flavor and z_{cp} is the CP -eigenstate vertex measured. Since flavor has to be conserved in the $B\bar{B}$ system, at any given moment when the tagged B is identified, the other B has to be of the opposite flavor, as shown in Fig. 1, clocked as $\delta t = 0$. Furthermore, because of the asymmetric nature, the separation distance between the two decay vertexes makes a good measurement of the decay distance possible; since the B flight length in x-y is only $\sim 30\mu\text{m}$ as compared to $\sim 200\mu\text{m}$ in z-direction, the approximation $\delta r = \delta z = z_{cp} - z_{tag}$ can be made (Fig. 1). *BABAR* and Belle collected a total of 531 fb^{-1} , and $\sim 850\text{ fb}^{-1}$, respectively with *BABAR* concluding its data taking in April 2008.

III. MEASUREMENTS OF β

A. $\sin 2\beta$ from $\rightarrow \bar{c}s$

Interference between $B^0 \rightarrow f$ and $B^0 \rightarrow \bar{B}^0 \rightarrow f$ leads to time-dependent asymmetry Eq[1]. The $J/\psi K_S^0$ and $\rightarrow \bar{c}s$ decays ($J/\psi K_L^0$, $\psi(2S)K_S^0$, $\chi_{c1}K_S^0$, $\eta_c K_S^0$, and $J/\psi K^*$) provide theoretically clean measurements of $\sin 2\beta$. They are dominated by a single decay amplitude and $S_f = \sin 2\beta$ for $J/\psi K_S^0$. Extending to other $\rightarrow \bar{c}s$ decays, we obtain $\sin 2\beta = -\eta_f \times S_f$. The SM corrections to this relation are believed to be very small and $\mathcal{O}(10^{-4})$ [5].

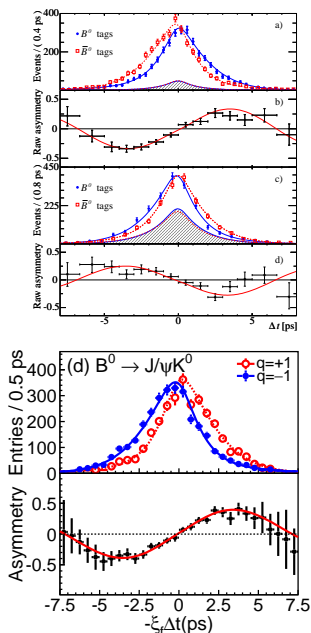


FIG. 2: Top figure shows the background subtracted Δt distribution and the symmetries for events with good tags for BABAR and the bottom figure for Belle ($B^0 \rightarrow J/\psi K_S^0$).

The latest measurement from BABAR [6] are $\sin 2\beta = 0.670 \pm 0.031 \pm 0.013$, $C = 0.026 \pm 0.020 \pm 0.016$ [53]; the δt distribution and the measured raw asymmetry are shown in Fig. 2. Belle recently updated their results as shown in Fig. 2 and obtained $\sin 2\beta = 0.642 \pm 0.031 \pm 0.017$, $C = 0.018 \pm 0.021 \pm 0.014$ [7]. The new BABAR and Belle average is $\sin 2\beta = 0.657 \pm 0.025$ using $J/\psi K^0$ decay. Belle has updated their results for the $\psi(2S)K_S^0$ decay mode [8], using $657 \times 10^6 B\bar{B}$ pairs, with $\sin 2\beta = 0.718 \pm 0.090 \pm 0.033$ and $C = 0.019 \pm 0.020 \pm 0.015$; both are in good agreement with the $B^0 \rightarrow J/\psi K_S^0$ measurement.

B. Four-fold ambiguity of β

There remains a four-fold ambiguity for the value of β , 21.7^0 , $(21.7 + 180)^0$, 68.3^0 , and $(68.3 + 180)$. One approach for resolving this ambiguity is to measure $\cos 2\beta$, using a time-dependent angular analysis of $B^0 \rightarrow J/\psi K^{*0}(K_S^0 \pi^0)$ and $B^0 \rightarrow D^0 \pi^0$. BABAR [9] performed this analysis using $88 \times 10^6 B\bar{B}$ pairs and obtained $\cos 2\beta = 2.72_{-0.79}^{+0.05} \pm 0.27$ ($\sin 2\beta = 0.731$). A similar analysis was performed by Belle [10] using $275 \times 10^6 B\bar{B}$ pairs obtaining $\cos 2\beta = 0.87 \pm 0.74 \pm 0.12$ ($\sin 2\beta = 0.726$), the error on measurement is too large to resolve the four-fold ambiguity. Belle’s recent measurement of a time-dependent Dalitz analysis of $B^0 \rightarrow D^0 \pi^0$ [11] disfavors the 68.3^0 solution.

C. $\sin 2\beta$ from $b \rightarrow c\bar{c}d$ decays

$\sin 2\beta$ can be potentially measured in $B^0 \rightarrow J/\psi \pi^0$ and $B^0 \rightarrow D^{(*)+}D^{(*)-}$ decays. Main contribution from the decay $B^0 \rightarrow J/\psi \pi^0$ is from a color-suppressed internal spectator tree diagram while the $B^0 \rightarrow D^{(*)+}D^{(*)-}$ is dominated by color allowed tree diagram. The weak phase of the CKM matrix element involved is the same as in the $b \rightarrow c\bar{c}s$ decays; one would expect $C = 0$ and $S = \sin 2\beta$ in absence of penguin-mediated contributions in SM. The time dependent measurements of the decay $J/\psi \pi^0$ by Belle experiment are $S = -0.65 \pm 0.21 \pm 0.05$ and $C = -0.08 \pm 0.16 \pm 0.05$ [12]. The branching fraction of $B^0 \rightarrow J/\psi \pi^0$ can be used to constrain possible penguin contributions to the SU(3)-related decay $J/\psi K_S^0$ [13], and is measured to be $\mathcal{B}(J/\psi \pi^0) = (1.69 \pm 0.14 \pm 0.07) \times 10^{-5}$. Recently BABAR measured $S = -1.23 \pm 0.21 \pm 0.04$ and $C = -0.20 \pm 0.19 \pm 0.03$ for CP -even $B^0 \rightarrow J/\psi \pi^0$, which corresponds to a 4σ evidence for CP violation [14]. BABAR’s measurement is consistent with Belle’s result.

The decay $B^0 \rightarrow D^{(*)+}D^{(*)-}$ is a Vector-Vector (VV) final state. It can have contributions from $L = 0, 1, 2$ angular momentum states and therefore to both CP -even and CP -odd components. It is necessary to measure the CP -odd fraction R_\perp , and then to take into account the dilution due to the admixture. Belle’s preliminary result [16] of $R_\perp = 0.116 \pm 0.042 \pm 0.004$ and CP parameters: $S = -0.93 \pm 0.24 \pm 0.15$ and $C = -0.16 \pm 0.13 \pm 0.02$. The published BABAR measurement [15] found a consistent value of $R_\perp = 0.143 \pm 0.034 \pm 0.008$ and CP parameters: $S = -0.66 \pm 0.19 \pm 0.04$ and $C = -0.02 \pm 0.11 \pm 0.02$. Belle claims a 3.2σ evidence of direct CP violation in $B^0 \rightarrow D^+ D^-$; $S = -1.13 \pm 0.37 \pm 0.09$ and $C = -0.91 \pm 0.23 \pm 0.06$ [17]. This is unexpected in SM and not supported by BABAR’s measurement [18]. Both of the measurements from BABAR are consistent with the SM prediction of tree dominance [19] and therefore with the result in $b \rightarrow c\bar{c}s$. Proposed new physics models could cause sizable corrections [20]; it is therefore important to reduce experimental uncertainties further.

IV. MEASUREMENT OF α

The angle α is measured with a time-dependant analysis of decays of neutral B mesons, $B^0 \rightarrow h^+ h^-$, with $h = \pi, \rho, a_1$. These are sensitive to an effective parameter α_{eff} due to the interplay of the Tree and the Penguin diagrams. Hence, One can determine $\alpha - \alpha_{eff}$ [21] using isospin relations in the decays $B^0 \rightarrow h^+ h^-$, $B^0 \rightarrow h^0 h^0$, and $B^\pm \rightarrow h^0 h^\pm$. The procedure of measuring the so-called “isospin-triangles” requires large dataset and leaves with up to eight-fold ambiguities. A less stringent relation $\sin^2(\alpha - \alpha_{eff}) < \mathcal{B}(B \rightarrow h^0 h^0) / \mathcal{B}(B \rightarrow h^0 h^\pm)$ holds [22], which is more accessible with current datasets than the isospin analysis as it does not require to tag the flavor of the decaying B .

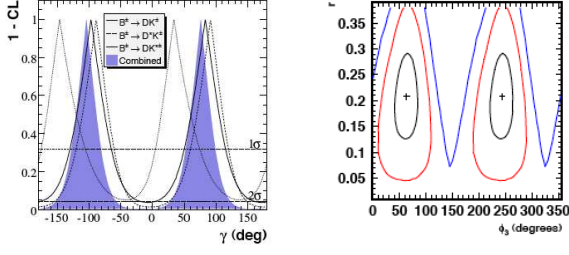


FIG. 4: Left Fig: For *BABAR*, 1- CL as a function of γ including statistical and systematic uncertainties and their correlations. The dashed (upper) and dotted (lower) horizontal lines correspond to the one- and two-standard deviation intervals, respectively. Right Fig: For *Belle*, Projections of confidence regions for $B^+ \rightarrow D^* K^+$ mode onto the (r, γ) planes. Contours indicate projections of one, two and three standard deviation regions.

$K^+ K^-, \pi^+ \pi^-$), CP -odd ($K_S^0 \pi^0, K_S^0 \omega, K_S^0 \phi$), and flavor-specific modes ($K^+ \pi^+$). They obtained $A_{CP^+} = -0.11 \pm 0.09 \pm 0.01$, $A_{CP^-} = +0.06 \pm 0.10 \pm 0.02$, $R_{CP^+} = 1.31 \pm 0.13 \pm 0.04$, $R_{CP^-} = 1.10 \pm 0.12 \pm 0.04$. The accuracy of this measurement does not allow a determination of γ with GLW method alone but it contributes to improving the overall precision when combined with other methods.

B. The ADS method

Decays with similar overall amplitudes are selected to maximize the interference and therefore sensitivity to CP asymmetries. Favored $B \rightarrow D$ decays followed by suppressed D decays, or vice-versa provide an ideal data set for these studies. It is possible to define a ratio of branching fractions of suppressed and favored decays as $R_{ADS} = \mathcal{B}_{B \rightarrow D_{sup} K} / \mathcal{B}_{B \rightarrow D_{fav} K} = r_D^2 + r_B^2 + 2r_D r_B \cos \gamma \cos \delta_B$, and CP asymmetries as $A_{ADS} = (\mathcal{B}_{B^- \rightarrow D_{sup} K^-} - \mathcal{B}_{B^+ \rightarrow D_{sup} K^+}) / (\mathcal{B}_{B^- \rightarrow D_{sup} K^-} + \mathcal{B}_{B^+ \rightarrow D_{sup} K^+}) = 2r_D r_B \sin \gamma \sin \delta_B / R_{ADS}$. Belle [39] recently published measurements of the decay chain $B^- \rightarrow DK^-, D \rightarrow K^+ \pi^-$, based on $657 \times 10^6 B\bar{B}$ pairs. They do not observe a statistically significant signal in the suppressed mode, obtaining $R_{ADS} = (8.0^{+6.3+2.0}_{-5.7-2.8}) \times 10^{-3}$, and $A_{ADS} = (-0.13^{+0.97}_{-0.88} \pm 0.26)$. These results are used to set a 90% C.L upper limit of $r_B < 0.19$.

C. GGSZ method

The three body decays of D^0 and \bar{D}^0 such as $K_S^0 \pi^+ \pi^-$ or $K_S^0 K^+ K^-$ depend on the interference of Cabibbo allowed, doubly-Cabibbo suppressed, and CP eigenstate, decay amplitudes. The $B^\pm \rightarrow D^0(\bar{D}^0) K^\pm$ amplitude can be written as $\mathcal{A}_\mp^*(m_-^2, m_+^2) \propto \mathcal{A}_{D^\mp} + \lambda r_B^* e^{i(\delta_B^\pm \mp \gamma)} \mathcal{A}_{D^\pm}$, where m_-^2 and m_+^2 are the squared invariant masses of

the $K_S^0 \pi^-$ and $K_S^0 \pi^+$ for $\lambda = -1$ for $D^* \rightarrow D^0 \gamma$ and $+1$ for other decays, respectively and $\mathcal{A}_{D^+}(\mathcal{A}_{D^-})$ are the amplitudes of the $D^0(\bar{D}^0) \rightarrow K_S^0 \pi^+ \pi^-$ decay. These decays are described in a detailed model involving several intermediate resonances extracted from large control samples of flavor-tagged $D^{*+} \rightarrow D^0 \pi^+$ decays produced in $c\bar{c}$ events. The Cartesian variables $x_\mp^* = r_B^* \cos(\delta_B^\pm \mp \gamma)$, $y_\mp^* = r_B^* \sin(\delta_B^\pm \mp \gamma)$ are used by the experiments to avoid the bias r_B^* being positive definite. Belle reconstructed the decays $B^\mp \rightarrow D^{*0} K^\mp$, with $D^{*0} \rightarrow D^0 \pi^0$ and $D^0 \rightarrow K_S^0 \pi^+ \pi^-$, and measured $r_B = 0.16 \pm 0.04$, $r_B^* = 0.21 \pm 0.08$ and $\gamma = (76^{+12}_{-13})^0$ [40] using $657 \times 10^6 B\bar{B}$ pairs. *BABAR* recently published a result based on $383 \times 10^6 B\bar{B}$ pairs [41]. In addition to the mode used by Belle, *BABAR* also reconstructed the decays $D^{*0} \rightarrow D^0 \gamma$, $B^\pm \rightarrow D^0 K^\pm [K_S^0 \pi^\pm]$, and $D^0 \rightarrow K_S^0 K^+ K^-$. *BABAR* determines the $(x, y)_\mp^*$ parameters with the same accuracy as Belle. *BABAR* data favors smaller r_B values ($r_B = 0.086 \pm 0.035$, $r_B^* = 0.135 \pm 0.51$, $kr_S = 0.163^{+0.088}_{-0.105}$) [55], and thus a larger error on γ ($\gamma = (76^{+23}_{-24})^0$). The result for $(x, y)_\mp^*$ in the $B^\mp \rightarrow D^0 K^\mp$ decay mode from *BABAR* and Belle are shown in Fig. 4.

VI. $\sin 2\beta$ FROM $b \rightarrow q\bar{q}s$ PENGUIN DECAYS

The decay $B^0 \rightarrow \phi K_S^0$ is dominated by a penguin diagram. The SM amplitude is expressed by

$$P \sim V_{ub}^* V_{us} P^u + V_{cb}^* V_{cs} P^c + V_{tb}^* V_{ts} P^t \quad (2)$$

$$\sim V_{cb}^* V_{cs} (P^c - P^t) + V_{ub}^* V_{us} (P^u - P^t) \quad (3)$$

Where $V_{tb}^* V_{ts}$ can be eliminated using one of the CKM unitarity relations, $V_{cb}^* V_{cs} + V_{ub}^* V_{us} + V_{tb}^* V_{ts} = 0$. The first term, $\mathcal{O}(\lambda^2)$, contains CKM elements which are identical to $\rightarrow c\bar{c}s$ and leads to $\sin 2\beta$. The second term, $\mathcal{O}(\lambda^4(\rho - i\eta))$ is suppressed compared to the first term.

For other $\rightarrow s$ penguin modes, there are additional small contributions. For $B^0 \rightarrow \eta' K_S^0, f^0 K_S^0$, a contribution from $b \rightarrow u$ tree diagram, $\mathcal{O}(\lambda^4(\rho - i\eta))$, can be present. The $B^0 \rightarrow \pi^0 K_S^0$ and ωK_S^0 can also have a contribution from the $\rightarrow u$ tree diagram. In addition, these modes contain $b \rightarrow s\bar{d}\bar{d}$ instead of $b \rightarrow s\bar{s}$. Considering these effects, the SM corrections up to $\mathcal{O}(\lambda^2) \equiv 5\%$ can be possible in the extraction of $\sin 2\beta$ and the magnitudes of corrections can vary in different modes [42]. A larger deviation exceeding these corrections will be an indication of new physics in penguin loops.

Individual results from *BABAR* and Belle, as well as their averages for each decay mode of $b \rightarrow s$ penguin and most recent $\sin 2\beta$ from $b \rightarrow c\bar{c}s$ [43], shown in Fig. 5 are mutually consistent. All $\sin 2\beta_{eff}$ measurements, except $\phi K_S^0, \pi^0 \pi^0 K_S^0$, and $K^+ K^- K^0$ are within $\sim 1\sigma$ from the value of $\sin 2\beta = 0.67 \pm 0.02$ from $b \rightarrow c\bar{c}s$.

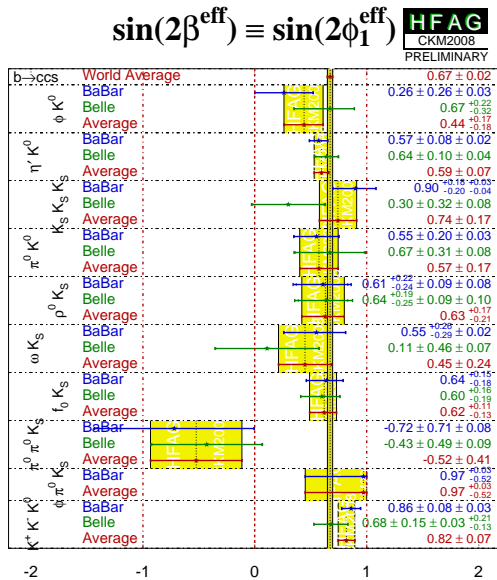


FIG. 5: Summary of effective $\sin 2\beta$ measurement in $b \rightarrow s$ decay modes, compared to the world average $\sin 2\beta$ value in $\rightarrow \bar{\zeta}s$.

VII. CP VIOLATION IN $B\bar{B}$ MIXING

The SM allows CP violation in $B\bar{B}$ mixing itself in analogy to ϵ_k in K^0 system [44]. This leads to $|q/p| \neq 1$, where p and q are the coefficients relating the mass and flavor eigenstates of the neutral B mesons, because M_{12} and Γ_{12} have different phases. In SM we expect the observable effect to be $1 - |q/p|^2 \simeq \text{Im}(\frac{\Gamma_{12}}{M_{12}}) \sim \mathcal{O}(10^{-3})$. Observation of a significantly large effect would be an exciting result. *BABAR* [45] has measured $|q/p| - 1 = (-0.8 \pm 2.7 \pm 1.9) \times 10^{-3}$ using $232 \times 10^6 B\bar{B}$ pairs. Belle [46] measured $|q/p| = 1.0005 \pm 0.0040 \pm 0.0043$. The results from *BABAR* and Belle are consistent with unity. This implies that CP violation in $B^0-\bar{B}^0$ mixing is below the $\mathcal{O}(10^{-2})$ level. These measurements are already limited by their systematic uncertainties.

VIII. MIXING AND CP VIOLATION IN THE B_s^0 SYSTEM

The determination of $B_s^0-\bar{B}_s^0$ oscillation frequency related to Δm_s can be used to extract the magnitude of V_{ts} , one of the nine elements of the CKM matrix. The CDF experiment [47] reported an observation of $B_s^0-\bar{B}_s^0$ mixing, measuring $\delta m_s = 17.77 \pm 0.10 \pm 0.07 \text{ ps}^{-1}$ with a data sample of 1 fb^{-1} from $p\bar{p}$ collisions at $\sqrt{s} = 1.96 \text{ TeV}$. The amplitude values and $B_s^0-\bar{B}_s^0$ oscillation frequency Δm_s are shown in Fig. 6, and it is consistent with the SM expectation. Using this value of Δm_s they de-

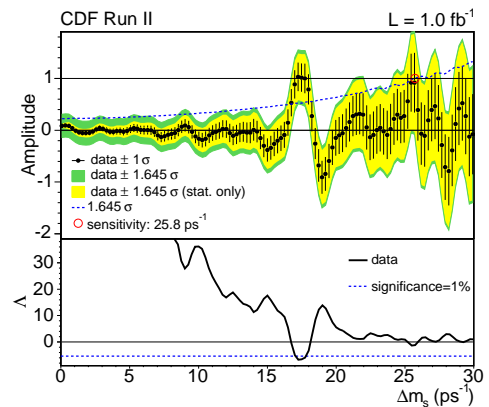


FIG. 6: Upper figure shows the measured amplitude values and uncertainties versus the $B_s^0-\bar{B}_s^0$ oscillation frequency Δm_s for all decay modes combined. Lower plot: The logarithm oscillation.

rived $|V_{td}/V_{ts}| = 0.2060 \pm 0.0007 \text{ (exp)}_{-0.0060}^{+0.0081} \text{ (theor)}$, and found no evidence of CP violation. The D0 [48] experiment also measured a stringent limit of $17 < \delta m_s < 21 \text{ ps}^{-1}$ at 90% C.L with $\sim 1 \text{ fb}^{-1}$.

IX. MIXING AND CP VIOLATION IN THE D^0 SYSTEM

The D^0 system is unique among the neutral mesons because it is the only one in which mixing proceeds via intermediate states with down-type quarks (up-type quarks in supersymmetric models). The $D^0-\bar{D}^0$ rate is expected to be small (10^{-4} or less) in SM. *BABAR* [49] found evidence of $D^0-\bar{D}^0$ mixing in the variation in decay time distribution for $D^0 \rightarrow K^+ \pi^-$ compared to that of the Cabibbo-favored decay $D^0 \rightarrow K^- \pi^+$. Belle [50] also found evidence of $D^0-\bar{D}^0$ mixing with 3.2σ using 540 fb^{-1} data. More recently the CDF [51] has found evidence for mixing in D^0 decays. No evidence for CP violation is found by *BABAR*, Belle, and CDF experiments.

X. SUMMARY

The B -Factories have observed CP violation in several B decays. All categories of CP violation in B decays are consistent with SM expectations. The precision of $\sin 2\beta$ measurements is now measured to better than 4% and significantly constrains the UT. The decay $B \rightarrow \pi\pi, \rho\rho, \rho\pi$, and $a_1\pi$ are used to study α . The decay $\rho^+\rho^-$ gave stringent constraint on α . There are other decays which are being investigated and hopefully will contribute to the measurement of α . At the beginning of the B -Factory ($e^+e^- \rightarrow \Upsilon(4S) \rightarrow B\bar{B}$) era, it was thought to be not possible to measure the angle γ . The

dalitz analysis of $B^\pm \rightarrow D^0 K^\pm$ has the best sensitivity for γ . The decay $b \rightarrow s$ penguin is of prime focus because of sensitivity to physics beyond SM.

Mixing but no evidence of CP violation has been ob-

served in $B^0-\bar{B}^0$, $B_s^0-\bar{B}_s^0$, and $D^0-\bar{D}^0$. Constraints on both $\Delta\Gamma$ and Δm for $D^0-\bar{D}^0$ mixing will allow further studies of CP violation which remains a potential ground for observing New Physics.

-
- [1] N. Cabibbo, Phys. Rev. Lett. **10**, 531 (1963); M. Kobayashi and T. Maskawa, Prog. Theor. Phys. **49**, 652 (1973).
- [2] R. M. Barnett *et al.*, Particle Data Group (PDG), Review of Particle Properties, Phys. Rev. D **54**, 1 (1996).
- [3] B. Aubert *et al.*, (BABAR Collaboration), Nucl. Instr. Methods Phys. Res., Sect. A **479**, 1 (2002).
- [4] A. Abashian *et al.*, the Belle Collaboration, Nucl. Instr. Methods Phys. Res., Sect. A **479**, 117 (2002).
- [5] H.Boos, J. Reuter, T. Mannel, Phys. Rev. D **70**, 036006 (2004).
- [6] B. Aubert *et al.*, the BABAR Collaboration, arXiv:0808.1903 [hep-ex].
- [7] K.-F. Chen *et al.*, the Belle Collaboration, Phys. Rev. Lett. **98**, 031802 (2007).
- [8] K.-F. Chen *et al.*, the Belle Collaboration, Phys. Rev. D **77**, 091103 (2008).
- [9] B. Aubert *et al.*, BABAR Collaboration, Phys. Rev. D **71**, 032005 (2005).
- [10] R. Itho *et al.*, Belle Collaboration, Phys. Rev. Lett. **95**, 091601 (2005).
- [11] K. Abe *et al.*, the Belle Collaboration, hep-ex/0507065.
- [12] S. E. Lee *et al.*, the Belle Collaboration, Phys. Rev. D **77**, 0711011 (2007).
- [13] M. Ciuchini, M. Pierini and L. Silverstini, Phys. Rev. Lett. **95**, 221804 (2005).
- [14] B. Aubert *et al.*, the BABAR Collaboration, Phys. Rev. Lett. **101**, 021801 (2008).
- [15] B. Aubert *et al.*, the BABAR Collaboration, Phys. Rev. D **76**, 111102 (2007).
- [16] The Belle Collaboration, Moriond 2008 preliminary, unpublished.
- [17] S. Fratina *et al.*, the Belle Collaboration, Phys. Rev. Lett. **98**, 221802 (2007).
- [18] B. Aubert *et al.*, the BABAR Collaboration, Phys. Rev. Lett. **98**, 071801 (2007).
- [19] X. Y. Pham and Z.-Z. Xing, Phys. Lett. B **458**, **375** (1999), Z.-Z. Xing, Phys. Rev. D **61**, 014010 (2000).
- [20] Y. Grossman and M. P. Worah, Phys. Lett. B **395**, 241 (1997).
- [21] M. Gronau and D. London, Phys. Rev. Lett. **65**, 3381 (1990).
- [22] Y. Grossman *et al.*, Phys. Rev. D **58**, 017504 (1998).
- [23] B. Aubert *et al.*, the BABAR Collaboration, Phys. Rev. D **76**, 091102 (2007).
- [24] H. Ishino *et al.*, Belle Collaboration, Phys. Rev. Lett. **98**, 211801 (2007).
- [25] B. Aubert *et al.*, the BABAR Collaboration, Phys. Rev. D **76**, 052007 (2007).
- [26] K. Abe *et al.*, Belle Collaboration, Phys. Rev. D **76**, 011104 (2007).
- [27] B. Aubert *et al.*, the BABAR Collaboration, arXiv:0708.1630[hep-ex]
- [28] The Belle Collaboration, La Thuile 2008 preliminary, unpublished.
- [29] H. R. Quinn and A. E. Snyder, Phys. Rev. D **48**, 2139 (1993).
- [30] B. Aubert *et al.*, the BABAR Collaboration, Phys. Rev. D **76**, 012004 (2007).
- [31] A. Kusaka *et al.*, Belle Collaboration, Phys. Rev. Lett. **98**, 221602 (2007).
- [32] B. Aubert *et al.*, the BABAR Collaboration, Phys. Rev. Lett. **98**, 181803 (2007).
- [33] M. Gronau and J. Zuppan, Phys. Rev. D **73**, 057502 (2006).
- [34] B. Aubert *et al.*, the BABAR Collaboration, Phys. Rev. Lett. **100**, 051803 (2008).
- [35] M. Gronau and D. London, Phys. Lett. B **252**, 483 (1991); M. Gronau and D. Wyler, Phys. Lett. B **265**, 172 (1991).
- [36] D. Atwood, I. Dunietz, and A. Soni, Phys. Rev. Lett. **78**, 3257 (1997); Phys. Rev. D **63**, 036005 (2001).
- [37] A. Giri, Yu. Grossman, A. Soffer, and J. Zuppan, Phys. Rev. D **68**, 054018 (2003).
- [38] B. Aubert *et al.*, the BABAR Collaboration, arXiv:0807.2408v1 [hep-ex].
- [39] Y. Horii *et al.*, the Belle Collaboration, arXiv:0804.2063v1 [hep-ex].
- [40] K. Abe *et al.*, the Belle Collaboration, arXiv:0803.3375 [hep-ex].
- [41] B. Aubert *et al.*, the BABAR Collaboration, Phys. Rev. D **78**, 034023 (2008).
- [42] Yu. Grossman, Z. Ligeti, Y. Nir, and H. Quinn, Phys. Rev. D **68**, 015004 (2003).
- [43] The Heavy Flavor Averaging Group. <http://www.slac.stanford.edu/xorg/hfag/>
- [44] Particle Data Group, S. Eidelman *et al.*, Phys. Lett. B **592** (2004).
- [45] B. Aubert *et al.*, the BABAR Collaboration, Phys. Rev. Lett. **96**, 251802 (2006).
- [46] E. Nakano *et al.*, the Belle Collaboration, Phys. Rev. D **73**, 112002 (2006).
- [47] A. Abulenci *et al.*, CDF Collaboration, Phys. Rev. Lett. **97**, 242003 (2006).
- [48] V. M. Abazov *et al.*, the D0 Collaboration, Phys. Rev. Lett. **97**, 021802 (2006).
- [49] B. Aubert *et al.*, the BABAR Collaboration, Phys. Rev. Lett. **98**, 211802 (2007).
- [50] M. Staric, Belle Collaboration, Phys. Rev. Lett. **98**, 211803 (2007).
- [51] T. Aaltonen *et al.*, CDF Collaboration, Phys. Rev. Lett. **100**, 121802 (2008).
- [52] Some authors, including the Belle collaboration use the symbols ϕ_1, ϕ_2, ϕ_3 for the angles α, β, γ , and $A_f = -C_f$ for the parameter describing direct CP violation. In the present article we will follow the $\alpha, \beta, \gamma, C_f$ nomenclature.
- [53] Here and in the following, unless otherwise noted, the first error is statistical and the second one systematic, they are combined if only one error is given

[54] The superscripts refer to the charge of the B , the subscript to the CP parity of the D eigenstate D_{CP}^{\pm} or to the flavor of the D for flavor-specific decays respectively.

[55] The amplitude ratio $B^{\pm} \rightarrow D^0 K^{\pm}$ events is described by kr_S , with k taking in to account non-resonant $K_S^0 \pi^{\pm}$ contributions.