

Realisation of a purely quantum communication

S. A. Emelyanov

Division of Solid State Electronics, Ioffe Institute, St. Petersburg 194021, Russia
E-mail: sergey.emelyanov@mail.ioffe.ru

One of the fundamental challenges of modern physics is the apparent conflict between its two basic pillars: special relativity and non-relativistic quantum theory¹. The conflict streams from fundamental incompatibility of quantum theory with relativistic principle of locality and is ultimately related to the notion of instantaneous wavefunction collapse under measurements. Perhaps the very founders of quantum theory were most deeply conscious of the fundamental nature of the conflict so that Erwin Schrödinger even once said Niels Bohr that “... if all this damned quantum jumping were really to stay, I should be sorry I ever got involved with quantum theory”². Yet, however, it is generally believed that the conflict can be overcome because no physical systems are known, for which quantum theory predictions contradict much more fundamental principle – relativistic causality – that prohibits any signaling with collapse dynamics³. This belief rests on various no-communication theorems related to the well known range of quantum systems such as EPR-like systems^{4,5}, quantum cloning⁶ etc. In this work, we report on the discovering of a quantum system for which the quantum theory definitely predicts just a signaling with collapse dynamics. The distinct feature of the system is the presence of spatially-separated orbit-like electrons’ wavefunctions of a centimetre lengthscale. In the system, we do realise a purely quantum communication that does not imply a faster-than-light motion of anything but rather demonstrates a peculiar quantum way to overcome space, for which the very paradigm of motion needs a radical revision.

Consider a thought experiment with a quantum state that has an in-plane orbit-like electron’s wavefunction of a macroscopic lengthscale (**Fig. 1**). Here we can easily select two macroscopic regions remote from each other on a macroscopic distance so that an electron may be excited into this state only in the first (Alice’s) region and may be detected only in the second (Bob’s) region.

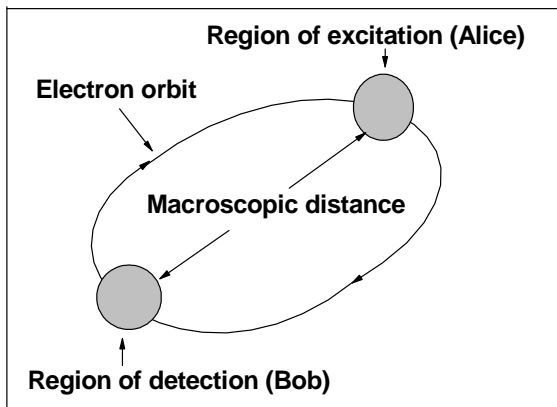


Figure 1. Thought experiment to demonstrate a purely quantum communication through wavefunction collapse.

According to the Born’s rule, immediately after the excitation in Alice’s region there is a certain probability to detect the electron in Bob’s region. Such a detection would be nothing but a purely quantum communication that may well be superluminal in the sense that the ratio of Alice-to-Bob distance to Bob’s measurements time may well be higher than the speed of light at least because the distance is nominally unlimited. Moreover, the probability of the detection may be very close to unity if the system consists of a great number of spatially-separated orbits of that kind so that their occupancy is maintained by intense excitation from an electron reservoir.

The problem with this thought experiment is that no appropriate systems are known yet and one would believe that they cannot exist at all because seemingly the lengthscale of a quantum system should always be microscopic. However, this is not quite so. A few quite macroscopic quantum systems are well known and one of them is the familiar integral quantum Hall (IQH) system⁷. In the context of our thought experiment, let us focus on a modified IQH system that possesses the so-called toroidal moment^{8,9}. This moment is the third family of electromagnetic multipoles those are irreducible to either electric or magnetic multipoles. In IQH system, toroidal moment is determined by the following cross product: $\vec{T} \propto \vec{B} \times \vec{E}$, where \vec{E} is a “built-in” electric field caused by the gradient of confining potential and \vec{B} is external magnetic field which should thus be oblique to provide $\vec{T} \neq 0$. The solution of the Schrödinger equation shows that in an infinite (in XY -plane) IQH system with $\vec{T} \neq 0$, in contrast to conventional IQH system, the Landau level degeneracy may be lifted ($v_y(k_y) = \frac{1}{\hbar} \frac{\partial \mathcal{E}(k_y)}{\partial k_y} \neq 0$) so that the energy spectrum becomes asymmetric ($\mathcal{E}(k_y) \neq \mathcal{E}(-k_y)$),

where Y -axis is perpendicular to the in-plane component of magnetic field while k_y and v_y are the electrons’ wave vector and velocity, respectively¹⁰. The electrons are thus Bloch-like in the Y -direction but strongly restricted in the X -direction by their cyclotron orbit radius (r). An encouraging feature of this system is that the electrons are spatially-separated in the X -direction and even spatially-ordered on the lengthscale of macroscopic sample size in accordance with the following relation: $x_0 = -k_y r^2$, where x_0 is the electrons’ X -coordinates which is in a one-to-one correspondence with their k_y and hence with their v_y . Since r is always microscopic we thus obtain a set of spatially-separated one-dimensional electrons with quite different v_y so that these electrons should behave as spontaneous currents flowing in the opposite directions along Y -axis.

However, the above solution is non-viable in its present form because one-dimensional spontaneous currents definitely cannot exist in any object of a finite size. Thus, two alternative scenarios seem possible. The first, unwanted one is that the solution does not exist at all. The second, more favourable scenario is that the solution nevertheless exists in the sense that the currents are somehow closed and we thus obtain just the wavefunctions’ configurations we need. *A-priori*, the first scenario seems much more probable especially because the lifting of Landau level degeneracy caused by tilted magnetic field has not been observed so far in various magneto-transport, optical transmission and photo-conductivity experiments. We have thus only a little chance of success: if the “silence” of the current-carrying (CC) states (if any) is due to their effective density is too low with respect to the density of conventional IQH states with $v \rightarrow 0$ so that any effect of the former is always masked by a huge effect of the latter. To seize upon this chance, we choose the experimental method known as photo-voltaic (PV) spectroscopy¹¹. The distinct feature of the method is that it should be fully insensitive to conventional IQH states because they cannot contribute into the currents induced by spatially-uniform optical excitation of an *unbiased* IQH system. The only possible reason for these light-induced currents is the presence of the CC states together with a spatial asymmetry of the system’s energy spectrum¹².

Our radiation source is a high-power terahertz gas laser¹³ with $\hbar\omega = 13.7\text{meV}$ (**Supplementary Information A**). The object under study is semiconductor InAs-based single quantum wells with asymmetric confining potential (**Supplementary Information B**). The insert of **Fig. 2a** shows the sketch of our PV measurements under the cyclotron resonance (CR) conditions ($B \approx 5\text{T}$) while the main panel shows the outcome. Resonant PV response is clearly seen, which reverses with reverse of B_x and the very fact of this response clearly indicates the presence of some CC states in the system.

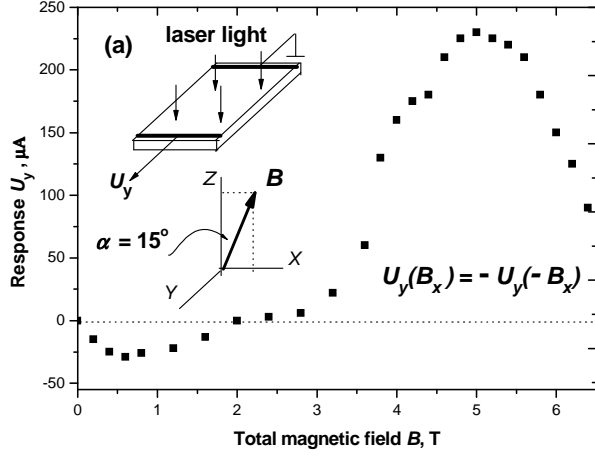
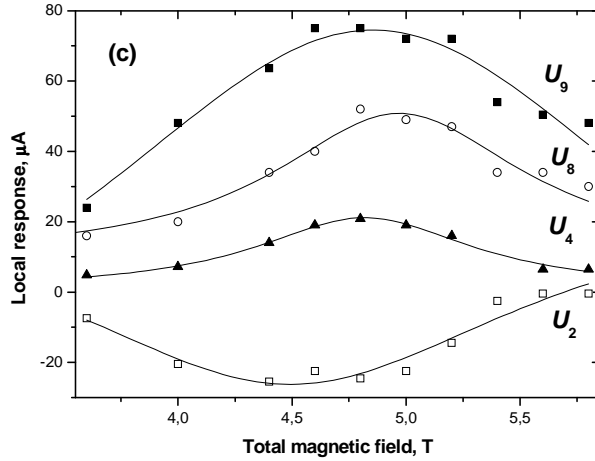
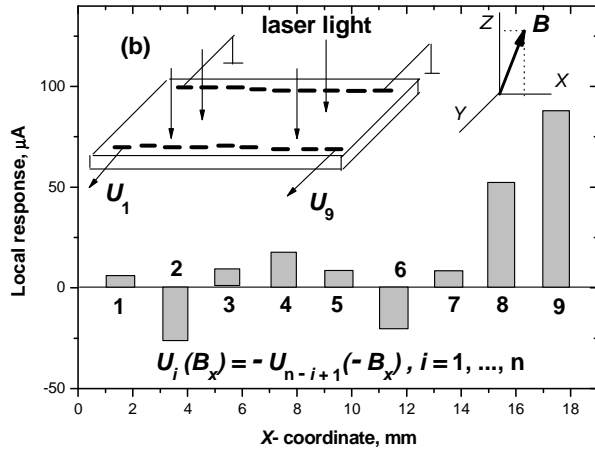


Figure 2 a, PV response in the Y-direction as a function of magnetic field. The inset shows experimental geometry. The empiric relation shows spectrum transformation with the switching of in-plane component of magnetic field. **b**, Local y-responses as a function of X-coordinate at $B = 5$ T. Each response is depicted by a rectangle of a proper height and polarity. The other conditions are the same. The empiric relation shows a redistribution of responses with the switching of in-plane component of magnetic field. **c**, Full spectra for some local responses ($i = 2; 4; 8; 9$). Solid lines are a guide for the eye.



It is also encouraging that the resonance is remarkably wider than CR in optical transmission spectra¹⁴ though the response proves to be linear over the laser intensity. This means the density of the CC states is truly much less than that of conventional IQH states but, on the other hand, the former are more smeared out and hence they are associated with lifting of Landau level degeneracy. The very PV response is most likely resulted from a non-identity of initial and final states of resonant optical transitions.

Now let us find whether or not the electrons in the CC states are spatially-separated and perhaps somehow spatially-ordered on the scale of sample size. To this aim, we carry out the experiment shown in the insert of **Fig 2b**. Here local PV responses are measured at a fixed resonant magnetic field ($B = 5$ T) in a relatively large sample (19×12 mm²) with equidistant short contact pairs which are simply a translation of a single pair in the X-direction in increments of 2mm. The length of each

contact is 1mm. To avoid edging effects they all are remote from the closest sample edge by about 0.5mm and for the sake of convenience all pairs are numbered from left to right. The outcome is extremely promising (**Fig. 2b**): the responses from identical contact pairs are quite different so that they are a non-monotonic alternative-sign function of the X -coordinate. Some of the whole spectra are shown in **Fig. 2c** and it is seen that even the CR peak position is not exactly the same for the local responses. Reversed B_x leads to a well-ordered spatial redistribution of the responses roughly in accordance with the following empiric relation: $U_i(B_x) = -U_{n-i+1}(-B_x)$. Therefore, (1) local responses cannot be assigned to a certain sample's domains; (2) the ordering is truly of the lengthscale of sample size and is governed only by B_x . It follows immediately that any local response should be very sensitive to the distance to both sample edges *independently* of their remoteness and this truly unique effect can be demonstrated even more directly (**Supplementary Information C**). However, what is the entity responsible for the distant sensitivity we face? It is easy to see that the only possible candidate is just the electrons' wavefunctions with the lengthscale of the order of sample size. Actually, no other entity could undergo a macroscopic-scale reordering with the switching of B_x , especially when we are dealing with fully occupied Landau levels. To find the wavefunctions' lengthscale in the Y -direction we carry out the same experiments as in **Figs. 2a** and **2b** but the sample is rotated at an angle of 90° in the well plane (**Supplementary Information D**). Qualitatively, the outcome is the same in the sense that we have also observed quite different PV responses from identical short contact pairs though their spatial distribution as well as their redistribution with the switching of B_x is, of course, substantially different. This means the electrons' orbits are of the lengthscale of sample size in both X - and Y -directions.

Now we indeed have a ground to realise the thought experiment shown in **Fig. 1**. To this aim, we simply repeat once more the experiment in **Fig. 2b** but about two thirds of the sample (pair No. 4 and upwards) we cover by a non-transparent mask (see inset of **Fig. 3a**). The residual part (pair No. 3 and downwards) plays thus the role of Alice's region. As before, we measure PV response from each contact pair. To be honest, the outcome of this experiment exceeds even the most optimistic expectations (**Fig. 3a**). It is seen that the responses do occur far beyond the laser spot so that the *highest* response can be detected even at the *farthest* pair which is remote from the spotlight region on a distance as long as about 1cm. Comparison with the experiment in **Fig. 2b** shows that this is a manifestation of a more general effect: the reduction of illuminated area results in roughly the same relative reduction of *each* response *independently* of its location with respect to the laser spot. Furthermore, a synchronous detection shows *no* any delay between the response from pair No.2 (spotlit region) and the response from pair No.9 (unlit region) within an accuracy of about 30ns (**Fig. 3b**).

Of course, from the viewpoint of everyday intuition our observations seem even a bit mysterious but, as a matter of fact, this happens every time a purely quantum-mechanical effect manifests itself on a macroscopic lengthscale. However, to be unbiased, we should try to find an alternative interpretation of the experiment. In this context, it should be noted that only a few systems are known, in which a maximum response may be detected beyond the laser spot: the system of cold excitons in coupled quantum wells¹⁵ and the Bose-Einstein condensate of an ultra-cold gas¹⁶. In both cases, however, the effect is caused by a relatively slow drift of long-living excitations beyond the laser spot with a subsequent detectable decay. There are no such excitations in our system where the electron's lifetime in higher Landau level is as short as of order 10ps¹⁷. However, if we nevertheless *underestimate* (from **Figs. 3a** and **3b**) a characteristic velocity of such excitations, then we obtain the value as high as about $3 \cdot 10^7$ cm/s while their mean free path should thus be *longer than 1cm*. This is impossible in any case. Furthermore, any transport model hardly could answer many other questions such as (1) why the length of the unlit region strongly affects the spatial distribution of local responses in the spotlight region or (2) why the highest response "jumps" from the

unlit region (pair No. 9) to the spotlight region (pair No. 1) with the switching of in-plane magnetic field and so on.

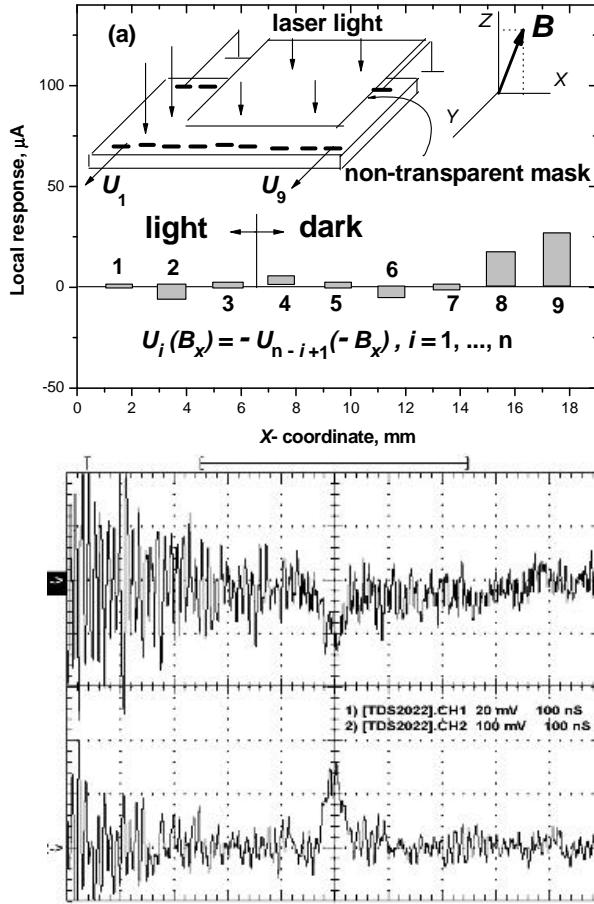


Figure 3 a, The same experiment as in **Fig. 2b** but about two thirds of the sample (pair No. 4 and upwards) are covered by a non-transparent mask. The empiric relation at the figure bottom shows a redistribution of responses with the switching of in-plane component of magnetic field. **b**, Synchronously-detected PV responses: upper track – pair No. 2; lower track – pair No. 9. Timescale is 100ns/div. The signals are pre-amplified with a gain factor of about 100.

Finally, let us estimate the speed of signaling in the last experiment. If Bob measure the response from pair No. 9, then the Alice-to-Bob distance is about 1cm. So, if we take the measurements time of the order of electron's lifetime, then we obtain 10^{11} cm/s, i.e. already faster than the speed of light. Moreover, even if this estimation seems too rough, one would potentially speed up the signaling by the shortening of measurements time (say, through the embedding of additional scatters) as well as by using of a longer sample. However, it should always be borne in mind that the speed we estimate has nothing to do with a real motion of anything because we are dealing with a peculiar quantum way to overcome space, for which the very paradigm of motion needs a radical revision.

Acknowledgements

Gratefully acknowledged are B. Y. Meltser and S. V. Ivanov (Ioffe Institute) for the MBE samples; S. D. Ganichev (University of Regensburg) and Y. V. Terent'ev (Ioffe Institute) for a long-term cooperation during the construction of the experimental setup.

References

1. See, e.g., A theory of everything? (Editorial Poll) *Nature* **433**, 257-259 (2005).
2. Jammer, M., *The Philosophy of Quantum Mechanics* (New York, Wiley, 1974).
3. To be exact, not all physicists quite share this belief. John Bell, for example, found "disturbing ... the impossibility of "messages" faster than light, which follows from ordinary relativistic quantum mechanics in so far as it is unambiguous and adequate for procedures we can actually

- perform”, see Bell, J. S., *Speakable and Unspeakable in Quantum Mechanics* (Cambridge University Press, 1987).
4. Einstein, A., Podolsky, B., Rosen, N., Can quantum-mechanical description of physical reality be considered complete? *Phys. Rev.* **47**, 777 (1935).
 5. Peres, A., Terno, D. R. Quantum information and relativity theory, *Rev. Mod. Phys.* **76**, 93-123 (2004).
 6. Buzek, V., Hillery, M., Quantum cloning, *Physics World*, **14**, 25-29 (2001).
 7. Yennie, D. R., Integral quantum Hall effect for nonspecialists. *Rev. Mod. Phys.* **59**, 781-824 (1987).
 8. Ginzburg, V. L., Gorbatshevich, A. A., Kopaev, Y. V., Volkov, B. A. On the problem of superdiamagnetism. *Solid State Comm.* **50**, 339-343 (1984).
 9. Dubovik, V. M., Martsenyuk, M.A., Saha, B. Material equations for electromagnetism. *Phys. Rev. E* **61**, 7087-7097 (2000).
 10. Gorbatshevich, A. A., Kapaev, V.V., Kopaev, Y.V. Magnetolectric phenomena in nanoelectronics. *Ferroelectrics* **161**, 303-310 (1994).
 11. Ganichev, S. D., Prettl, W. *Intense terahertz excitation of semiconductors*. Series on Semiconductor Science and Technology, vol. **14** (Oxford University Press, 2006).
 12. Ivchenko, E. L. *Optical spectroscopy of semiconductor nanostructures* (Alpha Science Int., Harrow, UK, 2005).
 13. DeTemple, T. A. *Pulsed optically pumped far-infrared lasers*, in *Infrared and Millimeter Waves*, vol. 1, *Sources of Radiation*, ed. K.J. Button (Academic Press, NY, 1979).
 14. Yang, M. J., Wagner, R. J., Shanabrook, B. V., Waterman, J. R., Moore, W. J. Spin-resolved cyclotron resonance in InAs quantum wells: A study of the energy-dependent g factor. *Phys. Rev. B* **47**, 6807-6810 (1993).
 15. Butov, L. V., Gossard, A.C., Chemla, D.S. Macroscopically ordered state in an exciton system. *Nature* **418**, 751-754 (2002).
 16. Ginsberg, N. S., Garner, S. R., Hau, L.V. Coherent control of optical information with matter wave dynamics. *Nature* **445**, 623-626 (2007).
 17. Singh, S. K. *et al.* Saturation spectroscopy and electronic-state lifetimes in a magnetic field in InAs/Al_xGa_{1-x}Sb single quantum wells. *Phys. Rev. B* **58**, 7286-7291 (1999).

Supplementary Information A.

Our radiation source is terahertz pulsed ammonia laser optically pumped by tunable high-pressure CO₂ laser. Terahertz laser wavelength is 90.6 μm ($\hbar\omega = 13.7\text{meV}$), pulse duration is 40ns, and the intensity of incident radiation is about 200W/cm². **Fig. A1** shows typical laser track monitored by high-speed photon-drag detector.

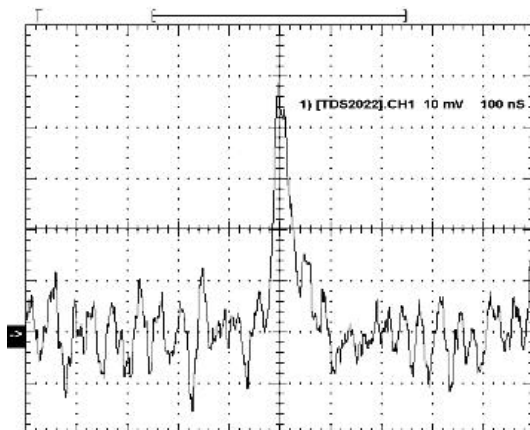


Figure A1. Typical terahertz laser track. Timescale is 100ns/div.

Supplementary Information B.

Since the presence of built-in electric field is crucial, prior to the main experiments all samples are tested by an original method shown in the inset of **Fig. B1**. The method is based on the fact that the in-plane magnetic field alone, as a pseudo-vector, can not be the reason for an in-plane PV response which is a polar vector. However, a cross product of in-plane magnetic field and built-in electric field does produce an in-plane polar vector which is just the system's toroidal moment. **Fig. B1** shows typical outcome of the testing experiment. It is seen that non-resonant PV response does occur and it increases with increasing of magnetic field. Hence, a built-in electric field does exist in the structures studied.

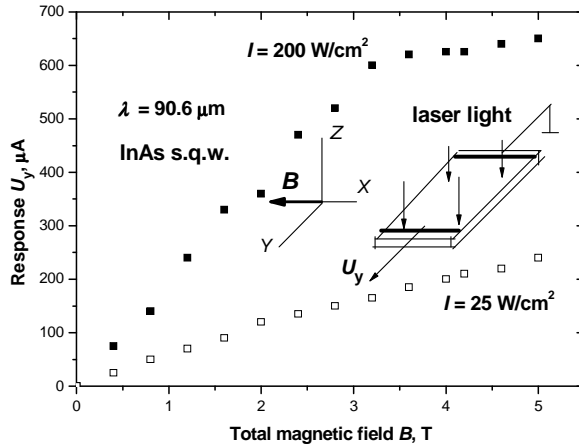


Figure B1. PV response as a function of in-plane magnetic field for two terahertz laser intensities. The inset shows experimental geometry.

Rough estimation for a given electron density yields an average built-in field of about $4 \cdot 10^4$ V/cm though the true potential profile is rather exponential than linear and hence a local value of the field may be much higher, especially in the close vicinity of a more charged interface. This point may be crucial in the view of a relatively low density of the CC states with respect to conventional IQH states.

Supplementary Information C.

To demonstrate the presence of a long-range correlation unambiguously we perform the experiment shown **Fig. C1**. We use a large sample (19×12 mm²) with a single contact pair centered in the X-direction and measure PV response from this pair each time the sample has become shorter because of a mechanical cutting.

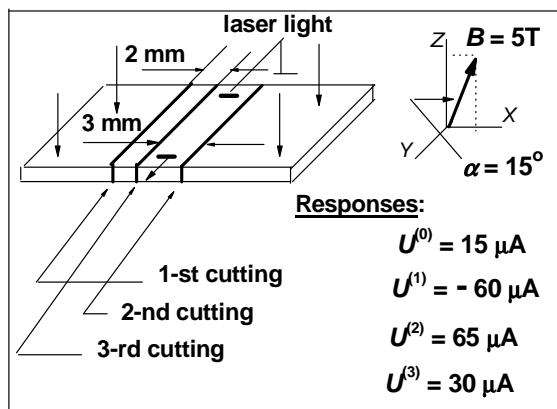


Figure C1. Direct demonstration of a long-range correlation in the system studied.

The response after each cutting is shown in the right-hand corner of the figure where upper index denotes the number of cuttings before the measurement. It is clearly seen that each cutting does

change drastically the response despite the fact that any new sample edge is remote from the contact pair on a distance longer than 1mm.

Supplementary Information D.

To find the lengthscale of the electrons' orbits in the Y -direction we perform the experiment shown in the inset of **Fig. D1a**. The experiment is similar to that shown in **Fig. 2a** but now the magnetic field is rotated by 90° about Z -axis. The outcome is that a resonant response occurs in the X -direction as well as in the Y -direction (see main panel). Moreover, both spectra look identical and

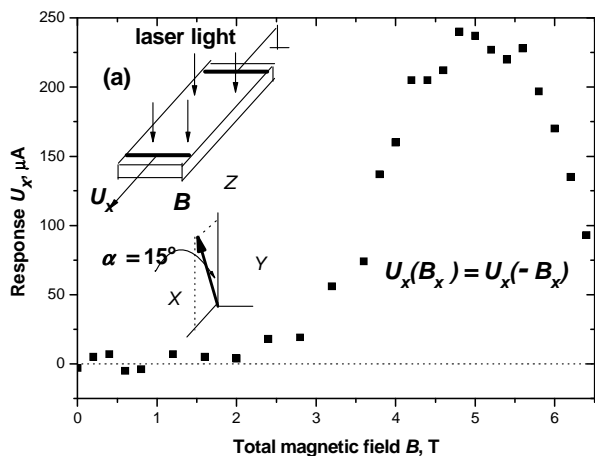
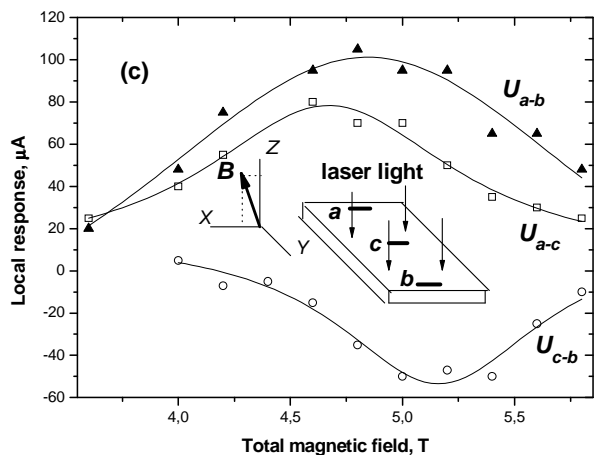
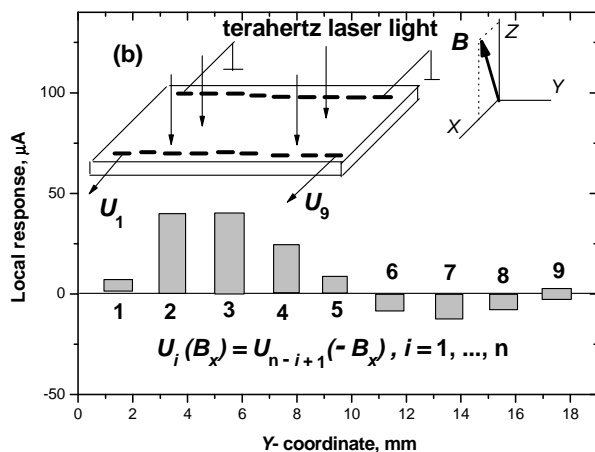


Figure D1 a, PV response in the X -direction as a function of magnetic field. **b**, Spatial distribution of local x -responses as a function of Y -coordinate at $B = 5$ T. The empiric relation at the figure bottom shows a redistribution of the responses with the switching of in-plane magnetic field. **c**, Demonstration of a strong non-additivity of the local responses. Solid lines are a guide for the eye.



the only difference is that the former is even in magnetic field while the later is odd. This identity indicates that the responses in X - and Y -direction are most likely a counterpart of each other and the

lengthscale of electrons' orbits is the same in both X - and Y -directions. To be sure of that, we once more perform the experiment with short contact pairs and do observe quite different local responses from identical contact pairs (**Fig. D1b**). This means the CC states are spatially-separated and somehow ordered in both Y - and X -directions.

However, if our idea regarding the electrons' orbits of a centimeter scale is valid, then the direction of local responses as well as their absolute value should be a very complicate function of both coordinates so that even a simple reduction of the distance between the contacts should result in a drastic changing of local responses. To be sure of that we perform the experiment shown in the inset of **Fig. D1c**. The experiment is organized as follows. Initially, we take a sample ($5 \times 12 \text{mm}^2$) with two short (1mm long) contacts labelled a and b and measure PV spectrum at this pair (U_{a-b}). Then, we add a one more short contact (labelled c) between the former ones and measure two more spectra (U_{a-c} and U_{c-b}). As it is seen from the figure, the spectra are strongly non-additive indeed ($U_{a-b} \neq U_{a-c} + U_{c-b}$) so that even CR peak position for them is not exactly the same.