

# A quantum phase with the lack of translational symmetry

Sergey A. Emelyanov

*Division of Solid State Electronics, A. F. Ioffe Institute, 194021 St. Petersburg, Russia*

E-mail: [sergey.emelyanov@mail.ioffe.ru](mailto:sergey.emelyanov@mail.ioffe.ru)

PACS: 73.50.Pz , 73.43.Nq, 03.67.-a

## Abstract

To date, no states of matter without translational symmetry are known. In this work, however, by the method of terahertz resonant photo-voltaic spectroscopy we directly demonstrate the existence of a quantum phase in which translational symmetry is broken. The phase emerges from the integral quantum Hall state when the system's toroidal moment becomes non-zero. We argue experimentally that, under the widely-used experimental conditions, the number of electrons in the new phase is much less than that in conventional quantum Hall state so that the new phase is hard to detect by the other experimental methods. We demonstrate that the phase is characterized by the emergence of spatially-ordered electron orbits of a macroscopic lengthscale which are responsible for the symmetry breaking. This concept is directly confirmed by the observation of a striking effect: high-speed long-range spreading of local excitation over the rest of a macroscopic system in the phase. The effect may be regarded as a peculiar way to transfer information on macroscopic distances, which may open exciting possibilities in the quantum information processing.

## Introduction

One of the characteristic features of a two-dimensional (2D) electronic system is that the electrons may be subjected to an electric field as high as about 100kV/cm or even more while the system is in equilibrium. We mean the so-called “built-in” electric field resulted from an asymmetry of confining potential. The field manifests itself in a number of remarkable effects. The most well known is the so-called Rashba effect, which is responsible for a peculiar mechanism of spin-orbit interaction [1]. This effect is known to be at the heart of semiconductor spintronics [2-3].

However, the built-in field may potentially give rise to a purely orbital effect unrelated to electron spin. In Ref. [4], the Schrödinger equation has been solved for an infinite 2D system possessing the so-called toroidal moment  $\vec{T}$  [5-6]. In such system, toroidal moment is determined just by the built-in field  $\vec{E}$  as well as by an external magnetic

field  $\vec{B}$ :  $\vec{T} \propto \vec{B} \times \vec{E}$ . According to the solution, even under strong Landau quantization, the Landau level degeneracy may be lifted

( $v_y(k_y) = \frac{1}{\hbar} \frac{\partial \mathcal{E}}{\partial k_y} \neq 0$ ) so that the energy

spectrum becomes asymmetrical in  $k$ -space ( $\mathcal{E}(k_y) \neq \mathcal{E}(-k_y)$ ). The electrons are thus delocalized in the  $Y$ -direction but spatially-separated in the  $X$ -direction in accordance with the following relation:  $x_0 = -k_y r^2$ , where  $x_0$  is their  $X$ -coordinate and  $r$  is the magnetic length. Nominally, this relation is known also for conventional integral quantum Hall (IQH) systems [7]. However, in contrast to these system, here the electrons' directed velocities ( $v_y$ ) is non-zero and hence a set of spatially-separated one-dimensional counter-flowing spontaneous currents should exist along the  $Y$ -axis. In a sense, the system is thus spatially-ordered because the electron's velocity is in a one-to-one correspondence with its  $X$ -

coordinate. Accordingly, no currents are predicted in the  $X$ -direction, where the system is simply polarized as a manifestation of the Lorentz force effect on spontaneous currents in the  $Y$ -direction.

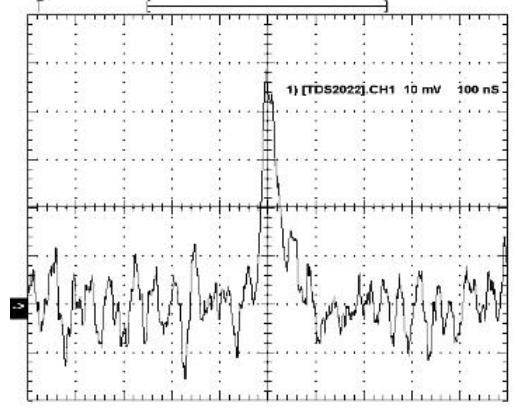
The problem with the solution of Ref. [4] is that it cannot actually be applied to any real system in its present form. The point is the exactly one-dimensional spontaneous currents obviously cannot exist in a finite physical object so that the boundary conditions may be crucial. Furthermore, no signature of the lifting of Landau level degeneracy has been observed in various 2D systems through magneto-transport, photo-transmission and photo-conductivity measurements. Thus, it is still unclear whether the solution is non-existent or it is somehow relevant to reality.

In this work, we take an original approach to the problem. We study a toroidal-moment-possessing IQH system using the method of terahertz photovoltaic (PV) spectroscopy. The method is based on the detection of high-speed light-induced currents in unbiased system. These currents may be related either to a finiteness of the photon wave vector and (or) to an equivalent spatial asymmetry of the system alone [8-9].

## Experimental

Our radiation source is a terahertz pulsed gas laser optically pumped by a tunable high-pressure  $\text{CO}_2$  laser [10]. The active medium is ammonia ( $\text{NH}_3$ ). The wavelength is  $90.6 \mu\text{m}$  ( $\hbar\omega = 13.7\text{meV}$ ), the pulse duration is 40ns, and the intensity of incident radiation is more than  $200\text{W}/\text{cm}^2$ . Figure 1 shows a typical ammonia laser track monitored by a high-speed photon-drag detector. In most experiments we use linearly polarized laser radiation incident normally onto the sample surface. This means a PV response could potentially be caused only by an inner system asymmetry unrelated to the laser radiation.

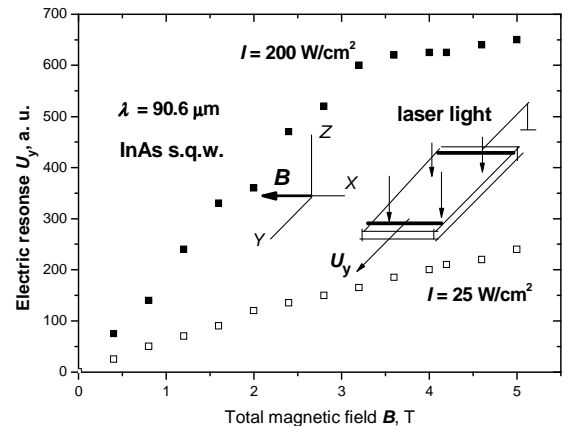
The structures grown by molecular beam epitaxy (MBE) are not-intentionally doped InAs-AlGaSb single quantum wells. In the absence of band bending, the GaSb valance band overlaps the conduction band of InAs by



**Figure 1.** Typical track of ammonia laser. Timescale is 100 ns/div.

about 100 meV and, to avoid any hybridization-related effects, a 15-nm-wide conducting layer of InAs is sandwiched between two 10-nm-wide AlSb barriers. The structures consist thus of a thick GaSb buffer layer followed by this sandwich and capped by a 20-nm-wide GaSb protecting layer. Typical low-temperature electron sheet density and mobility are  $1.4 \cdot 10^{12} \text{cm}^{-2}$  and  $10^5 \text{cm}^2/\text{Vs}$ , respectively. We use various layouts of ohmic contacting. The experiments are performed at  $T = 1.9 \text{K}$  in the short-circuit regime with a  $50\Omega$  load resistor. In the main experiments, to provide a non-zero system's toroidal moment, the external magnetic field (up to 6.5T) is tilted at an angle of  $15^\circ$  with respect to the normal.

Since the presence of built-in field is crucial, prior to the main experiments all

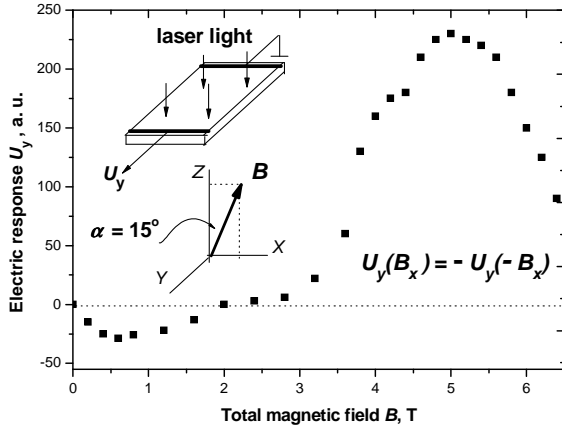


**Figure 2.** The behaviour of a PV response as a function of in-plane magnetic field for two terahertz laser intensities. The inset shows experimental geometry.

samples are tested as shown in the inset of figure 2. If the built-in electric field is absent, a PV response clearly should not occur in this geometry. However, a high-speed non-resonant response always exists (figure 2) and hence the built-in field does exist in the samples. Rough estimation by the method of Ref. [11] yields an averaged built-in field of about  $4 \cdot 10^4$  V/cm. However, the true potential profile is most likely exponential rather than linear because of the high electron density and hence a local value of the built-in field may potentially be much higher (or much lower) than the averaged value. This fact may be crucial in the context of further observations.

### Results and discussion

Figure 3 shows a PV spectrum in the  $Y$ -direction under the magnetic field tilted in the  $XZ$ -plane. A resonant PV response is clearly seen with a maximum at  $B \approx 5$  T. The non-resonant

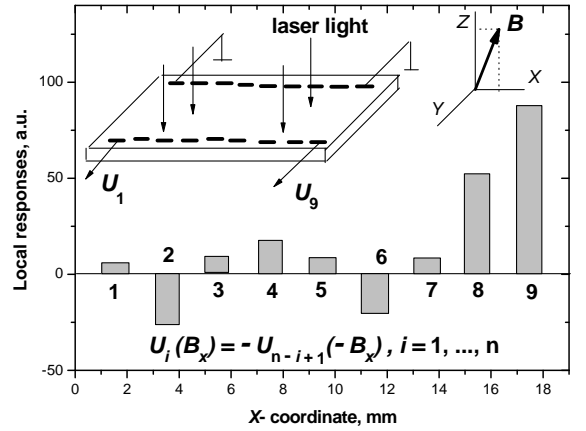


**Figure 3.** PV spectrum in the  $Y$ -direction. The magnetic field is tilted in the  $XZ$  plane by about  $15^\circ$ . The inset shows experimental geometry. The relation reflects a spectrum evolution with reversing of the in-plane component of the magnetic field.

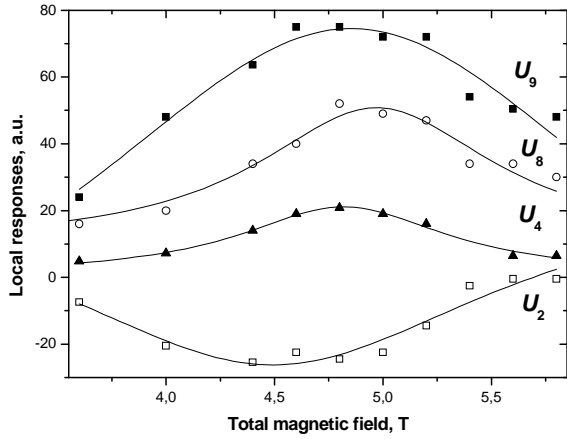
response is also observed but it is strongly suppressed by the Landau quantization and vanishes at  $B > 2$  T. Reversing  $B_x$  results in a reversal of both responses. The spectral position of the resonant response is consistent with that of cyclotron resonance (CR) in structures of that type [12-13] and the relevance of CR is also supported by the PV spectra at  $\lambda = 385 \mu\text{m}$ , where the response occurs at

$B \approx 1.2$  T [14]. However, in the context of CR-related origin of the resonant response, at least one thing is quite puzzling. The point is any PV responses always require the electron states with a non-zero directed velocity. In this regard, they differ in principle from the photoconductive responses that imply, by definition, the presence of an in-plane external electric bias and hence may exist even in fully quantized systems, such as IQH ones [15]. Thus, we have come to the conclusion that the system contains delocalized states with a *non-zero directed velocity* though no signature of the lifting of Landau level degeneracy is observed in magneto-transport measurements.

To find the origin of the states of that kind we perform the experiment shown in the inset of figure 4. We measure local PV spectra in a relatively large sample ( $19 \times 12 \text{ mm}^2$ ) with a set of equidistant short contact pairs aligned in the  $X$ -direction. At least intuitively, one would expect that the responses from these pairs should be practically the same. However, the



**Figure 4.** The spatial distribution of local PV responses in the  $Y$ -direction at  $B = 5$  T. The averaged local responses are presented by solid rectangles of a proper height and polarity. The  $X$ -coordinate of each rectangle corresponds with the  $X$ -coordinate of the relevant contact pair. The sample size is  $19 \times 12 \text{ mm}^2$ . The length of the contacts as well as the distance between adjacent ones is 1 mm. Each contact is remote from the closest sample edge by 0.5 mm. The pairs are numbered from left to right. The other conditions are the same as in figure 3. The relation reflects roughly an evolution of the spatial distribution with reversing of the in-plane component of the magnetic field.

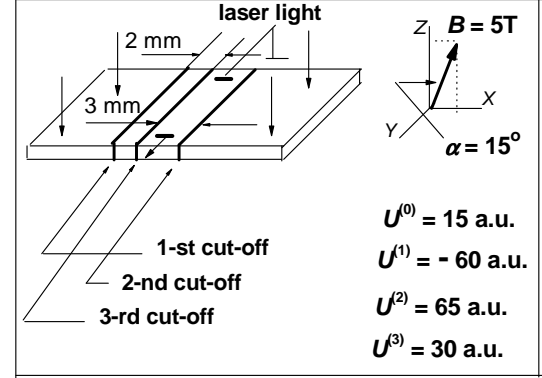


**Figure 5.** Local PV spectra for three selected pairs ( $i = 2$ ;  $i = 4$ ;  $i = 9$ ) in the experiment shown in figure 4. Solid lines are a guide for the eye.

outcome is quite unexpected. Figure 4 shows the diagram that reflects an averaged value of local responses at  $B = 5$  T and some of the whole spectra are shown in figure 5. It is clearly seen that the responses differ drastically from each other. To be sure of the relevance of the system's toroidal moment to such a spatial dependence of the responses, we reverse  $B_x$  and do observe a quite non-chaotic change of the responses roughly in accordance with the following empiric relation:  $U_i(B_x) = -U_{n-i+1}(-B_x)$ , where  $n$  is the total number of contact pairs. The responses are thus not attached to a defined system's domain and hence any local defects are of a minor importance. In fact, this means automatically that the electrons are somehow spatially-ordered in the  $X$ -direction on the lengthscale of macroscopic system sizes.

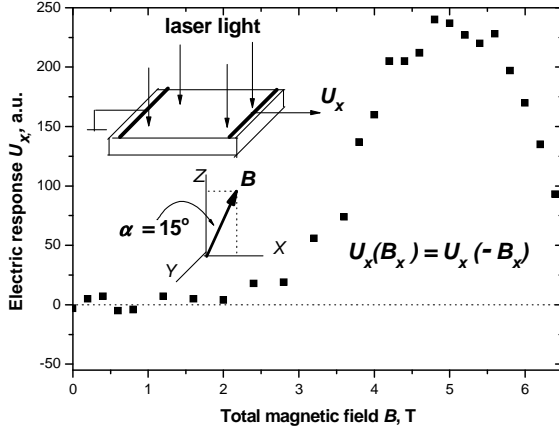
However, if that is truth, any local response should be very sensitive to the distances to both sample edges *independently* of their remoteness because these distances are the only macroscopic lengths in the problem. To verify this point we perform a qualitative experiment shown in figure 6. We use again a large sample ( $19 \times 12 \text{ mm}^2$ ) but with a single short contact pair centred in the  $X$ -direction and measure a PV response from this pair each time the sample has become shorter in the  $X$ -direction simply because of mechanical cutting. The response (at  $B = 5$  T) after each cut-off is

given in the right-hand corner of figure 6. It is seen that the cut-offs do change it drastically despite the fact that each new sample edge is remote from the contact pair on a quite macroscopic distance.



**Figure 6.** Experimental demonstration of a high sensitivity of a local PV response to the macroscopic system sizes. We measure the response at  $B = 5$  T whenever the sample (initially  $19 \times 12 \text{ mm}^2$ ) has become shorter in the  $X$ -direction because of mechanical cutting. The result is shown in the right-hand corner, where the upper index shows the number of cut-offs before the measurement.

Thus, as it follows from the previous experiments, we are dealing with the states in which the electrons are spatially-ordered in the  $X$ -direction and possess nonzero directed velocity at least in the  $Y$ -direction. These are thus spontaneous-current-carrying (SCC) states those, in fact, may be regarded as spatially-ordered electron orbits of a *macroscopic* lengthscale. However, if this idea is valid, the total PV response in the  $X$ -direction should, in many features, be the same as that in the  $Y$ -direction because the electron orbits should be closed in the  $XY$ -plane. To verify this point we study PV responses under the conditions of the experiment in figure 3 but the sample is rotated by  $90^\circ$  in the well plane (see inset of figure 7). It is seen that a resonant PV response occurs in the  $X$ -direction (figure 7) as well as in the  $Y$ -direction (figure 3) and both are of the same order indeed. The only difference is that the  $X$ -response is insensitive to the sign of  $B_x$  and this fact seems quite natural for the general reasons. Further experiments with the short-contact sample have shown that local  $X$ -



**Figure 7.** The same experiment as in figure 3 but the sample is rotated in the  $XY$ -plane by  $90^\circ$ .

responses also differ drastically from each other. Moreover, they are also sensitive to the sample length (now in the  $Y$ -direction) as well as to the in-plane component of magnetic field roughly in accordance with the following relation:  $U_i(B_x) = U_{n-i+1}(-B_x)$ . All these facts clearly indicate that both  $X$ - and  $Y$ -responses are a counterpart of each other and the electrons in the SCC states should thus behave as long-range current loops balanced over the system.

However, what could be the origin of the long-range spontaneous currents? Apparently, they cannot be identified as the currents that circulate around incompressible islands [16-17] because the lowest empty (in equilibrium) Landau level is filled significantly by the photo-excited electrons over the whole sample and incompressible islands are thus absent. Moreover, the incompressible islands (if any) are always much less than the sample sizes ( $19 \times 12 \text{ mm}^2$ ) and distributed uniformly over the sample. Therefore, they cannot be responsible for the strongly non-uniform spatial distribution of photo-responses on a macroscopic lengthscale. Also, the currents we face cannot be attributed to various stripe phases that could occur in IQH systems [18-19]. The point is these phases may potentially give rise only to anisotropy in the well plane but not to quite different responses in the same direction from the macroscopically-spaced contact pairs because of the microscopic distances between the stripes. Moreover, as it is well known, the stripe phases require much lower temperatures as well as much higher

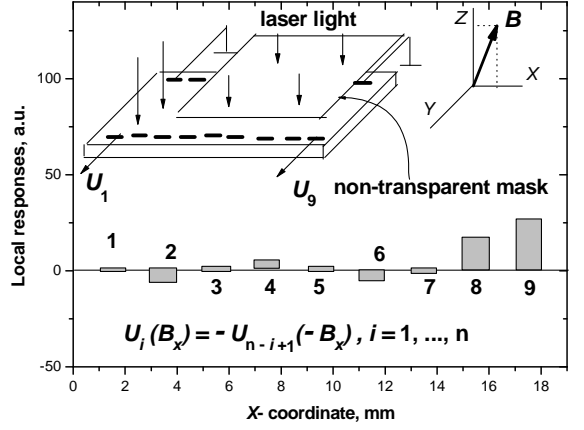
mobility samples. Thus, we see no any alternative to the concept of a peculiar quantum phase that emerges from the IQH state through continuous phase transition which is accompanied by translational symmetry breaking related to the emergence of the SCC states.

In the view of the proposed concept, the natural question is way no signature of the new phase has been observed through the other experimental methods? To answer this question one would stress a unique distinct feature of our method with respect to any other ones. We mean just the fact that, in our method, the response from an ideal IQH system is exactly zero because of the zeroth electrons' directed velocity on the Landau levels. As a result, in the case of a coexistence of IQH and SCC states, any masking effects related only to the IQH states are absent even if the density of these states is much higher than the density of SCC states,. The reason for the coexistence may be just the exponential behaviour of the built-in field across the well so that the electrons may be subjected to quite different electric fields. Thus, the detection of the new phase is rather the problem of a "quantum yield" in the PV spectra but not the problem of the ratio between the densities of SCC and IQH states. Furthermore, if this ratio is small indeed, the "quantum yield" may be strongly enhanced by the effect known as quantum-interference resonant photo-current [20]. This effect could enhance (for a few orders) a PV response from a weak optical transition due to the interference with a much stronger (but PV-inactive) optical transition if their final states interact with each other (say, through a scattering) while their initial states are simply the same. In our situation, the PV response from the weak IQH  $\rightarrow$  SCC transitions may be enhanced through the interference with the strong IQH  $\rightarrow$  IQH transitions while the contribution from the pure SCC  $\rightarrow$  SCC transitions may be neglectedly small because of low density of the SCC states.

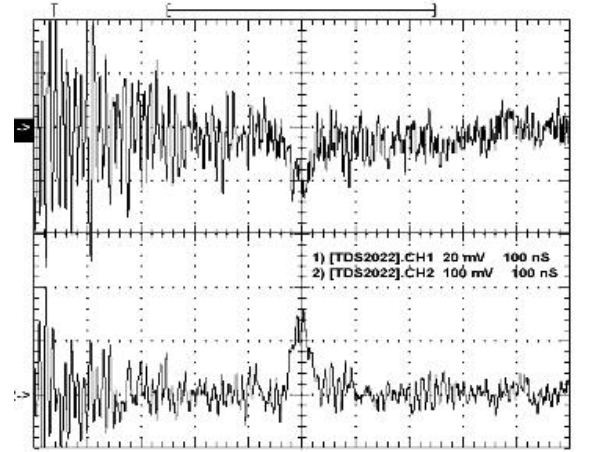
Of course, our guess regarding the interference effect is still highly speculative. However, there is at least one strong argument in favour of it. The point is the guess implies the intensity of PV response to be *not* in a direct correlation with the absorption coefficient

determined by the strong IQH  $\rightarrow$  IQH transitions. As a result, such a fundamental thing as the selection rules for CR may not be the same for PV and transmission spectra. Motivated by these circumstances, we have repeated the experiment in figure 3 but with a circularly polarized light separately in cyclotron-resonance-active and cyclotron-resonance-inactive geometry. It turns out that in both cases the intensity of CR in PV spectra is roughly the same despite the fact that CR never occurs in transmission spectra in the latter case. As for the CR lineshape in PV spectra, in our earlier works (see, e.g., [14]) we have demonstrated that it may be either monopolar or bipolar depending on the experimental conditions and, as it was shown in Ref. [21], both types of lineshape may be accounted for our guess.

Actually, the most astonishing point of our concept is the idea about the quantum electron orbits of centimetre lengthscale. Hence, just this idea strongly requires as direct experimental confirmation as possible. In this context, one would note that the centimetre lengthscale of the electron orbits (if any) allows one to illuminate *partly* at least most of them. Then, one would expect the following striking effect: a local PV response may appear far beyond the laser spot so that the distance between them may be as long as of order 1cm that is definitely many orders higher than the electrons' mean free path. Indeed, under the illumination of a fixed part of the sample, each electron should have its own excitation probability in accordance with the degree of illumination of its own orbit. As a result, an imbalance between the currents may occur in *both* unlit and spotlight domains and this imbalance may potentially be detectable. Thus, the key experiment of this work is shown in the inset of figure 8. Here the experimental conditions are the same as in figure 4 and the only change is that now we illuminate only about one third of the sample (up to contact pair No. 3) while the residual part (pair No. 4 and upwards) is covered by a non-transparent mask. From the viewpoint of everyday intuition, the outcome of this experiment is quite evident: no responses should be in the unlit domain while the same responses (as in figure 4) should be in



**Figure 8.** The same experiment as in figure 4 but about two thirds of the sample (pair No. 4 and upwards) are covered by a non-transparent mask.



**Figure 9.** Synchronously-detected responses in the experiment shown in figure 8. Upper track is the response from pair No. 2. Lower track is the response from pair No. 9. Timescale is 100 ns/div.

the spotlight domain. However, as it is clearly seen from figure 8, the true outcome is absolutely counter-intuitive but, on the other hand, in excellent agreement with the proposed concept. Indeed, the local responses do occur far beyond the laser spot so that the *highest* response is detected from the *outermost* contacts remote from the laser spot on the distance as long as about 1cm. Moreover, the reduction of illuminated area results in a relative reduction of *all* responses independently of whether they are in spotlight or in unlit domain. Finally, the effect is observed in both Y- and X-directions, again in the favour of the concept.

In fact, the last experiment alone is a unique one because a local photo-response on a

macroscopic distance from the laser spot has been observed only in a few physical systems such as the cold excitons in a coupled quantum well [22] and the Bose-Einstein condensate of an ultra-cold gas [23]. In both cases, however, the effect is caused by a relatively slow diffusion (or drift) of some particles in a long-living excited state with a consequent decay beyond the laser spot. Such a long-living excited state is definitely absent in our system. Moreover, it is hard to explain by any transport model way the area of the unlit domain strongly affects the responses in the spotlight domain. To estimate the characteristic speed of the local excitation spreading we perform a synchronous detection of the responses from pair No.2 (spotlit domain) and pair No.9 (unlit domain) and find no a delay between them within an accuracy of about 30ns (figure 9). The speed can thus be underestimated as  $3 \cdot 10^7$  cm/s that is very high even for a ballistic motion though such motion is definitely impossible at the distances as long as about 1cm.

Perhaps, one would suspect that we face an insurmountable problem related to the non-communication theorem because the experiment in figure 8 is clearly a transfer of real information on a macroscopic distance and seemingly this transfer is fully determined by non-locality of the electrons' wavefunctions. However, this is not the case. The point is any imbalance between spontaneous currents is fundamentally undetectable within the phase-breaking time for the excited electrons and one would thus expect that the characteristic length of the electron orbits is in a fundamental correlation with this time. On the other hand, such kind of the information transfer is novel indeed and is an exclusive attribute of the phase discovered because to realize it one needs spatially-ordered quantum orbits of a centimetre lengthscale. In this regard, the new phase opens exciting possibilities in both fundamental and applied aspects just because of the opportunity to deal with an atom-like macroscopic system that obeys quantum laws and possesses no spatial periodicity.

### Summary

By the method of terahertz photovoltaic resonant spectroscopy we provide strong

evidence for a quantum phase with the lack of translational symmetry. The phase emerges from the integral quantum Hall state when the system's toroidal moment becomes non-zero. We show experimentally that the phase is characterized by the presence of long-range spontaneous-current-carrying states responsible for the symmetry breaking. The proposed concept is strongly supported by the observation of a high-speed spreading of local excitation over the rest of macroscopic system in the phase. We argue that the electrons in the phase behave as spatially-ordered quantum particles of a centimetre lengthscale and, in this regard, the new phase possesses high potentiality in both fundamental and applied aspects.

### Acknowledgements

The MBE samples were kindly provided by S. V. Ivanov and B. Ya. Meltser (Centre of Nanostructures, Ioffe Institute).

### References

- [1] Bychkov Y.A., Rashba E.I. 1984 *J. Phys. C* **17** 6039
- [2] Winkler R. 2003 *Spin-orbit coupling effects in two-dimensional electron and hole systems, in Springer Tracts in Modern Physics* (vol. 191, Springer, Berlin)
- [3] Awschalom D.D., Flatte M.E. 2007 *Nature Physics* **3** 153
- [4] Gorbatsevich A.A., Kopaev V.V., Kopaev Y.V. 1994 *Ferroelectrics* **161** 303
- [5] Ginzburg V.L., Gorbatsevich A.A., Kopaev Y.V., Volkov B.A. 1984 *Solid State Comm.* **50** 339
- [6] Dubovik V.M., Martsenyuk M.A., Saha B. 2000 *Phys. Rev. E.* **61** 7087
- [7] Yennie D.R. 1987 *Rev. Mod. Phys.* **59** 781
- [8] Ivchenko E.L. 2005 *Optical spectroscopy of semiconductor nanostructures* (Alpha Science Int., Harrow, UK)
- [9] Ganichev S.D., Prettl W. 2006 *Intense terahertz excitation of semiconductors, in Series on Semiconductor Science and Technology* (vol. 14, Oxford University Press, Oxford)
- [10] DeTemple T.A. 1979 *Pulsed optically pumped far-infrared lasers, in Infrared and Millimeter Waves*, vol. 1, Sources of

- Radiation*, ed. Button K.J. (Academic Press, NY)
- [11] Brosig S., Ensslin K., Warburton R.J., Nguyen C., Brar B., Thomas M., Kroemer H. 1999 *Phys. Rev. B* **60** R13989
- [12] Vasilyev Yu., Suchalkin S., von Klitzing K., Meltser B., Ivanov S., Kop'ev P. 1999 *Phys. Rev. B* **60** 10636
- [13] Singh S.K., McCombe B.D., Kono J., Allen S.J., Lo I., Mitchel W.C., Stutz C.E. 1999 *Phys. Rev. B* **58** (1999) 7286
- [14] Emelyanov S.A. 2005 *Solid State Comm.* **135** 475
- [15] Stellmach C., Vasile G., Hirsch A., Bonk R., Vasilyev Yu.B., Hein G., Becker C.R., Nachtwei G. 2007 *Phys. Rev. B* **76** 035341
- [16] Ahlswede E., Weitz P., Weis J., von Klitzing K., Eberl K. 2001 *Physica B* **298** 562
- [17] Guven K., Gerhardtts R.R., Kaya I.I., Sagol B.E., Nachtwei G. 2002 *Phys. Rev. B* **65** 155316
- [18] Eisenstein J.P., Lilly M.P., Cooper K.B., Pfeiffer L.N., West K.W. 2001 *Physica E* **9** 1
- [19] Fogler M.M. 2002 *Stripe and bubble phases in quantum Hall systems, in High Magnetic Fields: Applications in Condensed Matter Physics and Spectroscopy* (Springer-Verlag, Berlin); also in arXiv:cond-mat/0111001
- [20] Dmitriev A.P., Emelyanov S.A., Terent'ev Y.V., Yaroshetsky I.D. 1989 *Solid State Comm.* **72** 1149; for more general description, see 1991 *Sov. Phys. JETP* **72** 347
- [21] Dmitriev A.P., Emelyanov S.A., Terent'ev Y.V., Ivanov S.V., Kop'ev P.S., Yaroshetsky I.D. 1992 *Surf. Sci.* **263** 659
- [22] Butov L.V., Gossard A.C., Chemla D.S. 2002 *Nature (London)* **418** 751
- [23] Ginsberg N.S., Garner S.R., Hau L.V. 2007 *Nature* **445** 623