

A quantum phase with the lack of translational symmetry

Sergey A. Emelyanov

Division of Solid State Electronics, A. F. Ioffe Institute, 194021 St. Petersburg, Russia

PACS: 73.50., 73.43.Nq, 03.67.-a.

Abstract

To date, no states of matter without translational symmetry are known. At first sight, this seems quite natural, because it is hard to imagine a macroscopic system in which each domain has “its own face” with respect to the other such domains. However, in this work, through an original experimental approach we demonstrate directly the existence of a quantum phase in which translational symmetry is broken. The phase emerges from the integral quantum Hall state when the system’s toroidal moment becomes non-zero. We argue experimentally that the phase is characterized by the presence of long-range spontaneous-current-carrying states responsible for the symmetry breaking. The concept is strongly supported by the observation of a high-speed long-range spreading of local excitation over the system in the phase.

Introduction

One of the characteristic features of a two-dimensional (2D) electronic system is that the electrons may be subjected to an electric field as high as about 100kV/cm while the system is in equilibrium. This is the so-called “built-in” electric field that results from an asymmetry of the confining potential. The field manifests itself in a number of remarkable effects. The most well known is the so-called Rashba effect, which is responsible for a peculiar mechanism of spin-orbit interaction [1]. The Rashba effect is known to be at the heart of semiconductor spintronics [2-3].

However, the built-in field may potentially give rise to a purely orbital effect unrelated to electron spin. In Ref. [4], the Schrödinger equation has been solved for an infinite 2D system possessing the so-called toroidal moment \vec{T} [5-6]. In such system, toroidal moment is determined just by the built-in field \vec{E} as well as by an external magnetic field \vec{B} : $\vec{T} \propto \vec{B} \times \vec{E}$. According to the solution, even under strong Landau quantization, the Landau level degeneracy may be lifted

($v_y(k_y) = \frac{1}{\hbar} \frac{\partial \mathcal{E}}{\partial k_y} \neq 0$) so that the energy spectrum

becomes asymmetrical in k -space ($\mathcal{E}(k_y) \neq \mathcal{E}(-k_y)$). The electrons are thus delocalized in the Y -direction but spatially-separated in the X -direction in accordance with the

following relation: $x_0 = -k_y r^2$, where x_0 is their X -coordinate and r is the magnetic length. Nominally, this relation is known also for a conventional integral quantum Hall (IQH) system [7]. However, in contrast to the IQH system, here the electrons’ directed velocities (v_y) is non-zero and hence a set of spatially-separated one-dimensional counter-flowing spontaneous currents should exist along the Y -axis. In a sense, the system is thus spatially-ordered because the electron’s velocity is in a one-to-one correspondence with its X -coordinate. Accordingly, no currents are predicted in the X -direction, where the system is simply polarized as a manifestation of the Lorentz force effect on the spontaneous currents.

The problem with the solution of Ref. [4] is that it cannot actually be applied to any real system in its present form. The point is the exactly one-dimensional spontaneous currents obviously cannot exist in a finite physical object and the boundary conditions may be crucial. Furthermore, no signature of the lifting of Landau level degeneracy has been observed in various 2D systems through magneto-transport, photo-transmission and photo-conductivity measurements. Thus, it is still unclear whether the solution is non-existent or it is somehow relevant to reality. In this work, we take an

original approach to the problem. We study a toroidal-moment-possessing IQH system using the method of terahertz photovoltaic (PV) spectroscopy. The method is based on the detection of high-speed light-induced currents in an unbiased system. These currents are related either to a finiteness of the photon wave vector and (or) to an equivalent spatial asymmetry of the system alone [8-9].

Experimental

Our radiation source is a terahertz pulsed gas laser optically pumped by a tunable high-pressure CO₂ laser [10]. The active medium is ammonia (NH₃). The wavelength is 90.6 μm ($\hbar\omega = 13.7\text{meV}$), the pulse duration is 40ns, and the intensity of incident radiation is more than 200W/cm². Fig. 1 shows a typical ammonia laser track monitored by a high-speed photon-drag detector. The radiation is linearly polarized and its direction is normal to the sample surface. This means a PV response (if any) could potentially be caused only by an inner system asymmetry unrelated to the laser light.

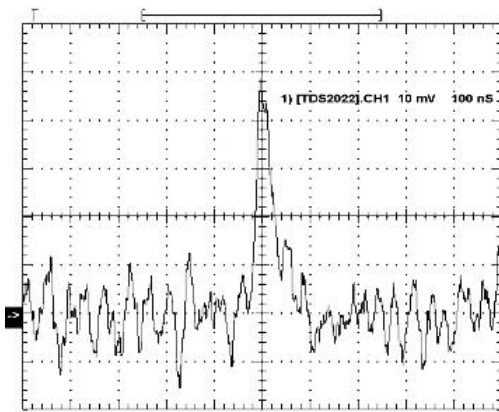


Fig. 1. Typical track of ammonia laser. Timescale is 100 ns/div.

The structures grown by molecular beam epitaxy (MBE) are not-intentionally doped InAs-AlGaSb single quantum wells. In the absence of band bending, the GaSb valance band overlaps the conduction band of InAs by about 100 meV and, to avoid any hybridization-related effects, a 15-nm-wide conducting layer of InAs is sandwiched between two 10-nm-wide AlSb barriers. The structures consist thus of a thick GaSb buffer layer

followed by this sandwich and capped by a 20-nm-wide GaSb protecting layer. Typical low-temperature electron sheet density and mobility are $1.4 \cdot 10^{12} \text{cm}^{-2}$ and $10^5 \text{cm}^2/\text{Vs}$, respectively. We use various layouts of ohmic contacting. All experiments are performed at $T = 1.9 \text{K}$ in the short-circuit regime with a 50 Ω load resistor. To provide a non-zero system's toroidal moment in the main experiments, the external magnetic field (up to 6.5T) is applied at an angle of 15° with respect to the normal.

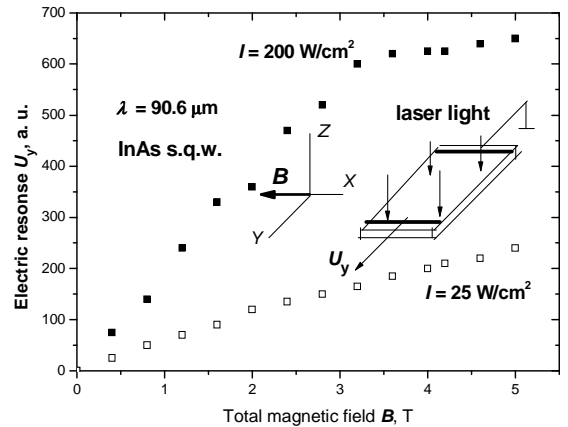


Fig. 2. The behaviour of a PV response as a function of in-plane magnetic field for two terahertz laser intensities. The inset shows experimental geometry.

Since the presence of built-in field is crucial, prior to the main experiments all samples are tested as shown in the inset of Fig. 2. If the built-in electric field is absent, a PV response should not occur in this geometry. However, a high-speed non-resonant response always exists (Fig. 2). Therefore, the built-in field does exist in the samples. Rough estimation by the method of Ref. [11] yields an averaged built-in field of about $4 \cdot 10^4 \text{V/cm}$ though the true potential profile is most likely exponential rather than linear because of the high electron density.

Results and discussion

Fig. 3 shows a PV spectrum in the Y-direction under the magnetic field tilted in the XZ-plane. A resonant PV response is clearly seen with a maximum at $B \approx 5 \text{T}$. The non-resonant response is also observed but it is strongly suppressed by the Landau quantization and

vanishes at $B > 2$ T. Reversing B_x results in a reversal of both responses. The spectral position of the resonant response

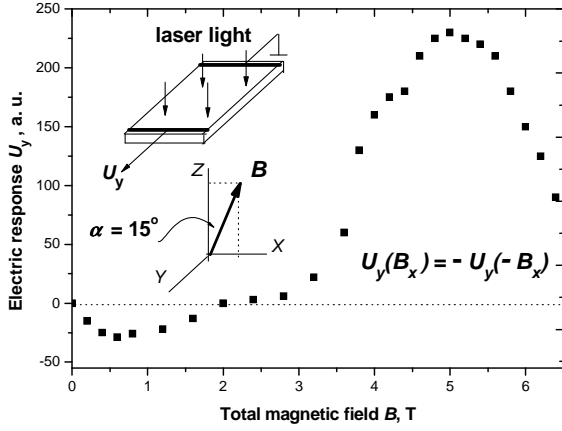


Fig. 3. PV spectrum in the Y -direction. The magnetic field is tilted in the XZ plane by about 15° . The inset shows experimental geometry. The relation reflects a spectrum evolution with reversing of the in-plane component of the magnetic field.

is consistent with that of cyclotron resonance (CR) in structures of that type [12-13] and the relevance of CR is also supported by the PV spectra at $\lambda = 385 \mu\text{m}$, where the response occurs at $B \approx 1.2$ T [14]. However, in the context of a CR-related origin of the resonant response at least one thing is quite puzzling. The point is the existence of a PV response automatically implies the presence of electron states with a non-zero directed velocity. In this regard, PV responses differ in principle from the photo-conductive responses that always imply the presence of an external electric bias and hence may exist even in fully quantized systems, such as IQH ones [15]. Thus, the system contains delocalized states with a *non-zero directed velocity* though magneto-transport measurements show no any signature of the lifting of Landau level degeneracy.

To find the origin of such delocalized states we perform the experiment shown in the inset of Fig. 4. We measure local PV spectra in a relatively large sample ($19 \times 12 \text{ mm}^2$) with a set of equidistant short contact pairs aligned in the X -direction. The outcome is shown in Fig. 4 through the diagram that reflects an averaged value of local responses at $B = 5$ T. Some typical spectra are shown

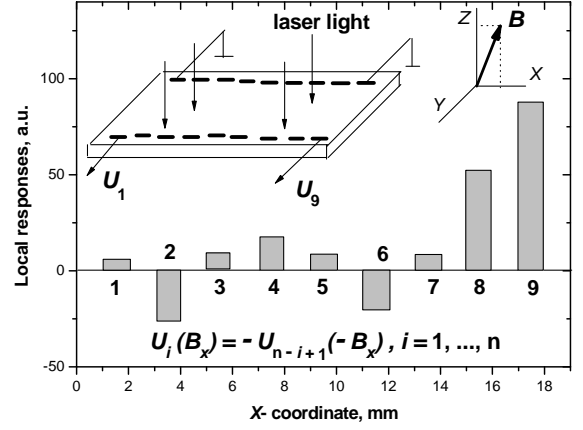


Fig. 4. The spatial distribution of local PV responses in the Y -direction at $B = 5$ T. The averaged local responses are presented by solid rectangles of a proper height and polarity. The X -coordinate of each rectangle corresponds with the X -coordinate of the relevant contact pair. The sample size is $19 \times 12 \text{ mm}^2$. The length of the contacts as well as the distance between adjacent ones is 1 mm. Each contact is remote from the closest sample edge by 0.5 mm. The pairs are numbered from left to right. The other conditions are the same as in Fig. 3. The relation reflects roughly an evolution of the spatial distribution with reversing of the in-plane component of the magnetic field.

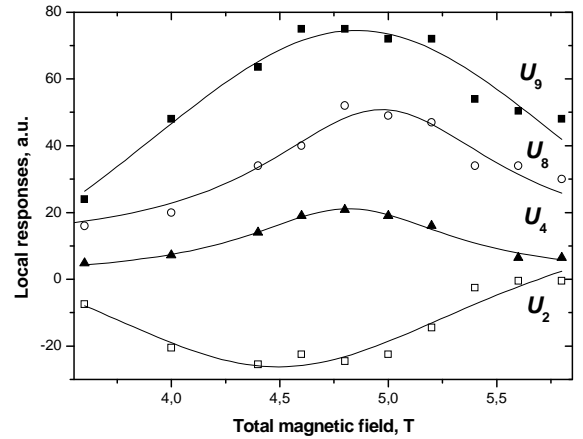


Fig. 5. Local PV spectra for three selected pairs ($i = 2$; $i = 4$; $i = 9$) in the experiment shown in Fig. 4. Solid lines are a guide for the eye.

in Fig. 5. It is clearly seen that the responses differ drastically from each other. To be sure of the relevance of the system's toroidal moment to the spatially-dependent responses in Fig. 4, we reverse B_x and do observe a quite non-chaotic change of the responses roughly in accordance with the following empiric relation:

$U_i(B_x) = -U_{n-i+1}(-B_x)$, where n is the total number of contact pairs. The responses are clearly not attached to a defined system's domain and hence any local defects are of a minor importance. Actually, one would thus suppose that the electrons are somehow spatially-ordered in the X -direction on the lengthscale of macroscopic system sizes. However, if that is truth, a local response should be very sensitive to the distances to both sample edges *independently* of their

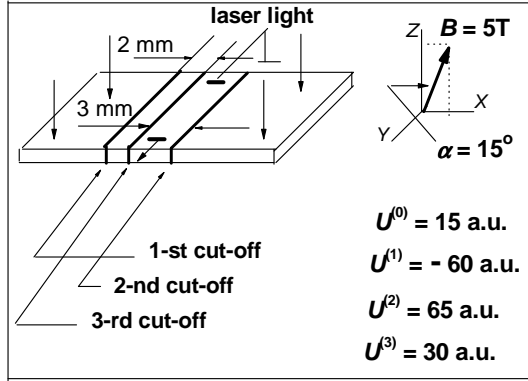


Fig. 6. Experimental demonstration of a high sensitivity of a local PV response to the macroscopic system sizes. We measure the response at $B = 5$ T whenever the sample (initially $19 \times 12 \text{ mm}^2$) has become shorter in the X -direction because of mechanical cutting. The result is shown in the right-hand corner, where the upper index shows the number of cut-offs before the measurement.

remoteness because these distances are the only macroscopic lengths in the problem. To verify this point we perform a qualitative experiment shown in Fig. 6. We again use a large sample ($19 \times 12 \text{ mm}^2$) but with a single short contact pair centred in the X -direction. We measure a PV response from this pair each time the sample has become shorter in the X -direction simply because of mechanical cutting. The response (at $B = 5$ T) after each cut-off is given in the right-hand corner of Fig. 6. It is seen that the cut-offs do change it drastically despite the fact that each new sample edge is remote from the contact pair on a macroscopic distance.

In fact, if the spatially-dependent PV response is truly related to an electron ordering, the electrons should at least be spatially-separated in the X -direction and should possess a non-zero directed velocity at least in the Y -direction. It follows immediately that spontaneous-current-

carrying (SCC) states should exist in the system. The characteristic distance across the electrons' wavefunctions in these states could be just the magnetic length. However, whether these currents are really one-dimensional, as predicted? To answer the question we study PV responses under the

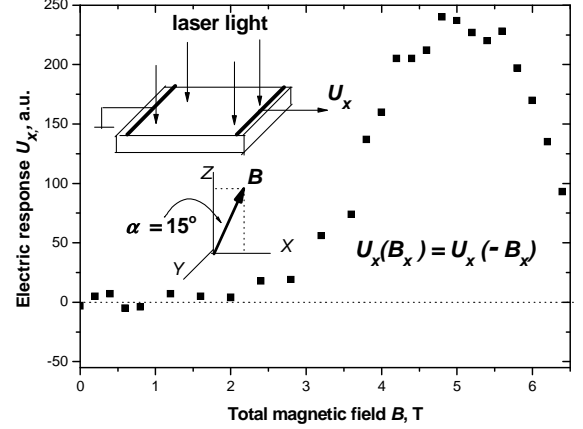


Fig. 7. The same experiment as in Fig. 3 but the sample is rotated in the XY -plane by 90° .

conditions of the experiment in Fig. 3 but the sample is rotated by 90° in the well plane (see inset of Fig 7). As it is seen from Fig. 7, a resonant PV response occurs in the X -direction as well as in the Y -direction and both are of the same order. The only difference is that the X -response is insensitive to the sign of B_x . Further experiments with the short-contact sample have shown that the local X -responses also differ drastically from each other. Moreover, they are also sensitive to the macroscopic system sizes (now in the Y -direction) as well as to the in-plane component of the magnetic field roughly in accordance with the following relation: $U_i(B_x) = U_{n-i+1}(-B_x)$. All these facts clearly demonstrate that both X - and Y -responses are a counterpart of each other and hence we are dealing with long-range spontaneous current loops balanced over the system. Conceptually, we could thus speak about a peculiar quantum phase that emerges from the IQH state through a continuous phase transition related to the system's toroidal moment. The transition is thus accompanied by translational symmetry breaking and microscopically this means the SCC states emerge in the system.

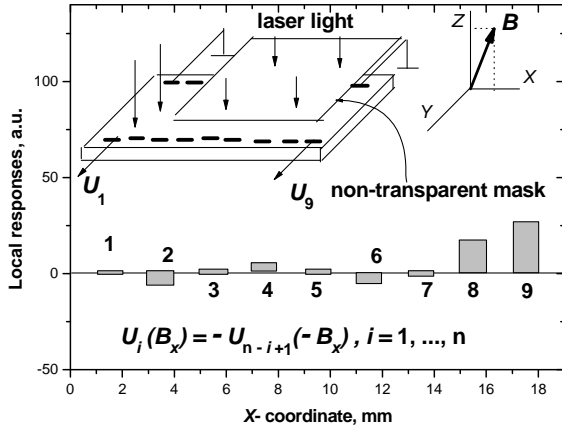


Fig. 8. The same experiment as in Fig. 4 but about two thirds of the sample (pair No. 4 and upwards) are covered by a non-transparent mask.

However, if our concept is valid, one would expect the following striking effect: a local photo-excitation may give rise to local responses *far beyond* the laser spot. The reason for the effect is that the electrons, the wavefunctions of which are the long-range spontaneous current loops, is excited so that each one should have its own excitation probability in accordance with a degree of illumination of its quantum orbit. As a result, an imbalance between the currents should occur in the unlit domain as well as in the spotlight one and this imbalance could potentially be detectable. Of course, this simple logic is valid only if the characteristic length of the SCC states is of the order of macroscopic sample sizes. Thus, the key experiment of this work is shown in the inset of Fig. 8. Experimental conditions are the same sample as in Fig. 4 and the only change is that now we illuminate only about one third of the sample (up to contact pair No. 3) while the residual part (pair No. 4 and upwards) is covered by a non-transparent mask. From the viewpoint of everyday intuition, the outcome of this experiment seems quite evident: no responses should occur in the non-illuminated domain while the same responses (as in Fig. 4) should occur in the spotlight domain. However, as it is clearly seen from Fig. 8, the true outcome is absolutely counter-intuitive but supports unambiguously the proposed concept. Indeed, the local responses do occur far beyond the laser spot so that the *highest* response is detected from the *outermost* contacts remote from the laser spot on the distance as long as about 1cm. More specifically, the reduction of illuminated area

results in a relative reduction of *all* responses independently of whether they are in the spotlight or non-illuminated domain and moreover the effect is observed in both *Y*- and *X*-directions, again in favour of the concept.

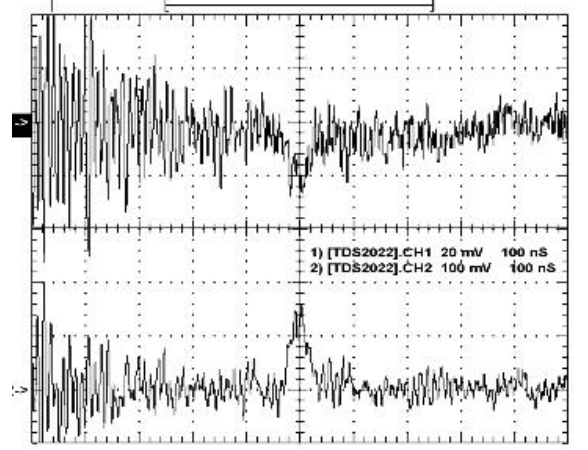


Fig 9. Synchronously-detected responses in the experiment shown in Fig. 8. Upper track is the response from pair No. 2. Lower track is the response from pair No. 9. Timescale is 100 ns/div.

Actually, the last experiment practically leaves no chances for an alternative interpretation. Indeed, a local photo-response that occurs on a macroscopic distance from laser spot has already been observed only in a few physical systems such as the cold excitons in a coupled quantum well [16] and the Bose-Einstein condensate of an ultra-cold gas [17]. In both cases, however, the effect is caused by a relatively slow diffusion (or drift) of some particles in a long-living excited state with a consequent decay beyond the laser spot. Such a state is definitely absent in our system. Moreover, any transport cannot explain the effect of the area of non-illuminated domain on the responses in spotlight domain. To determine the characteristic speed of the spreading of local excitation we perform a synchronous detection of the responses from pair No.2 (spotlight domain) and pair No.9 (unlit domain) and find no a delay between them within an accuracy of about 30ns (Fig. 9). The speed can thus be underestimated as $3 \cdot 10^7$ cm/s that is very high even for a ballistic motion though such motion is definitely impossible at the distances as long as about 1cm.

Finally, one would suspect that we have a problem with the no-communication theorem because the experiment in Fig. 8 is definitely a transfer of real information on a macroscopic distance and seemingly the transfer is determined solely by a non-locality of the electrons' wavefunctions. However the situation is a bit more subtle. The point is any imbalance between spontaneous currents is fundamentally undetectable within the phase-breaking time for the excited electrons. In this context, one would expect that the characteristic length of the SCC states is in a fundamental correlation with the scattering processes.

Apparently, these processes are of a peculiar interest just because of the spatial separation of electrons in the SCC states and experimental study of this problem is now in progress.

References

- [1] Y.A. Bychkov., E.I. Rashba, *J. Phys. C* 17 (1984) 6039.
- [2] R. Winkler, Spin-orbit coupling effects in two-dimensional electron and hole systems, in *Springer Tracts in Modern Physics*, vol. 191, Springer, Berlin, 2003.
- [3] D.D. Awschalom, M.E. Flatte, *Nature Physics* 3 (2007) 153.
- [4] A.A. Gorbatsevich, V.V. Kapaev, Y.V. Kopaev, *Ferroelectrics* 161 (1994) 303.
- [5] V.L. Ginzburg, A.A. Gorbatsevich, Y.V. Kopaev, B.A. Volkov, *Solid State Comm.* 50 (1984) 339.
- [6] V.M. Dubovik, M.A. Martsenyuk, B. Saha, *Phys. Rev. E.* 61 (2000) 7087.
- [7] D.R. Yennie, *Rev. Mod. Phys.* 59 (1987) 781.
- [8] E.L. Ivchenko, *Optical spectroscopy of semiconductor nanostructures*, Alpha Science Int., Harrow, UK, 2005.
- [9] S.D. Ganichev, W. Prettl, Intense terahertz excitation of semiconductors, in *Series on Semiconductor Science and Technology*, vol. 14, Oxford University Press, Oxford, 2006.
- [10] T.A. DeTemple, Pulsed optically pumped far-infrared lasers, in *Infrared and Millimeter Waves*, vol. 1, Sources of Radiation, ed. K.J. Button, Academic Press, New York, 1979, pp. 129-153.
- [11] S. Brosig, K. Ensslin, R.J. Warburton, C. Nguyen, B. Brar, M. Thomas, H. Kroemer, *Phys. Rev. B* 60 (1999) R13989.
- [12] Yu. Vasilyev, S. Suchalkin, K. von Klitzing, B. Meltser, S. Ivanov, P. Kop'ev, *Phys. Rev. B* 60 (1999) 10636.
- [13] S.K. Singh, B.D. McCombe, J. Kono, S.J. Allen, I. Lo, W.C. Mitchel, C.E. Stutz, *Phys. Rev. B* 58 (1999) 7286.
- [14] S.A. Emelyanov, *Solid State Comm.* 135 (2005) 475.
- [15] C. Stellmach, G. Vasile, A. Hirsch, R. Bonk, Yu.B. Vasilyev, G. Hein, C.R. Becker, G. Nachtwei, *Phys. Rev. B* 76 (2007) 035341.
- [16] L.V. Butov, A.C. Gossard, D.S. Chemla, *Nature (London)* 418 (2002) 751.
- [17] N.S. Ginsberg, S.R. Garner, L.V. Hau, *Nature* 445 (2007) 623.

Summary

By the method of terahertz photovoltaic resonant spectroscopy we provide strong evidence for a quantum phase with the lack of translational symmetry. The phase emerges from the integral quantum Hall state when the system's toroidal moment becomes non-zero. We argue experimentally that the phase is characterized by the presence of long-range spontaneous-current-carrying states responsible for the symmetry breaking. We have directly demonstrated a high-speed spreading of local excitation over a macroscopic system in the phase and argue that the effect is an extraordinary attribute of the phase discovered.

Acknowledgements

The MBE samples were kindly provided by S. V. Ivanov and B. Ya. Meltser (Centre of Nanostructures, Ioffe Institute).