

An unprecedented experimental test: quantum mechanics vs the impossibility of superluminal signaling

S. A. Emelyanov

Ioffe Institute, St. Petersburg 194021, Russia; e-mail: sergey.emelyanov@mail.ioffe.ru

We have found a macroscopic quantum phase which has allowed us to carry out an unprecedented experimental test. Under the conditions of the test, the basic principles of quantum mechanics definitely require violation of no-communication postulate prohibited any superluminal signaling. We have realized the test and reached the nominal speed of signaling as high as *more than 10^{12} cm/s*. The test thus strongly challenges generally-recognized relativistic approach to such fundamental thing as simultaneity as well as causality. At the same time, the test does *not* challenge the original Einstein's postulate regarding the impossibility of a faster-than-light motion because the observed signaling is unrelated to any real motion.

I. Introduction

One of the fundamental challenges of modern physics is the apparent conflict between its two basic pillars: special relativity and non-relativistic quantum theory¹. The conflict streams from the fundamental nonlocality of the latter and is ultimately related to the notion of wavefunction collapse under interaction. The problem is that the quantum theory rests on the instantaneity of collapse in the *absolute* meaning of this word. Although the collapse is definitely a dynamic process, it is thus beyond the special relativity. The very founders of quantum theory were deeply concerned by this problem so that Erwin Schrödinger even once rashly said to Niels Bohr that "...If all this damned quantum jumping were really to stay, I should be sorry I ever got involved with quantum theory²...".

For a long time, a delicate balance between quantum theory and special relativity rests on the common believe that any signaling through wavefunction collapse is fundamentally impossible. This standpoint automatically implies that such fundamental philosophic notion as simultaneity as well as

causality should be interpreted of in terms of special relativity and the impossibility of a faster-than-light motion becomes a synonym of the impossibility of a faster-than-light signaling. However, whether this standpoint is truly a gospel truth? The answer is not as clear as it may seem. John Bell, for example, found “... disturbing ... the impossibility of “messages” faster than light, which follows from ordinary relativistic quantum mechanics in so far as it is unambiguous and adequate for procedures we can actually perform...”³” His disturbance is quite understandable. Indeed, *de facto* the no-communication postulate rests on the so-called no-communication (or Eberhard) theorem⁴⁻⁷ which proves the impossibility of signaling through wavefunction collapse in various EPR-like situations⁸. At first sight, this is quite enough because these situations are just those through which the nonlocality of quantum mechanics was first demonstrated⁹⁻¹⁰. They are generally-regarded as a “classics of the genre” in the context of quantum communications. However, to be unbiased, it should be noted that nobody has proved that *all* “... procedures we can actually perform...” are reducible to EPR-like ones.

Thus, the still open fundamental question is whether or not an alternative to EPR-like procedures could really exist and, if yes, whether or not it is realizable to reach a superluminal signaling? In this work, we surprisingly find that the answer is yes to both questions and this, of course, leads to truly revolutionary consequences.

II. The idea of the test

Let us consider a hypothetic (as yet) scheme of signaling, which is definitely irreducible to EPR-like schemes (Fig. 1). Let we have an electronic system, the eigenstate of which is a *macroscopic* quantum orbit (C). In the orbit, we can easily select two macroscopic domains remote from each other on a macroscopic distance L . Let each domain has its own local quantum level (A or B) which is higher in energy than the orbit C and let we provide a low-energy environment so that all levels are occupied below a characteristic energy (E_F) and are empty above this energy. The levels

satisfy the following relation: $E_A > E_F > E_B > E_C$. It is thus a stable system with no collisions and hence with no decoherence in equilibrium. Now if somebody (say, Alice) exposes one domain to light with a proper energy of light quanta, then the electron from orbit C could transit into the higher level A . This means its wavefunction collapses into Alice's domain and the orbit C has become available to transit into for electron from level B in Bob's domain. Through the detection of local $B \rightarrow C$ transition, Bob can thus receive Alice's "message". The key point is that in accordance with the quantum-mechanical notion of wavefunction collapse, the characteristic time to receive this message (τ) is *independent* of the distance L . It is determined only by the time to empty the orbit C ($\tau_{C \rightarrow A}$) as well as by the time to occupy it ($\tau_{B \rightarrow C}$). Therefore, if we take the distance L as long as $L/c > \tau$, then the signaling will nominally be superluminal. As a result, the notion of simultaneity for Alice and Bob will be rather absolute than relativistic.

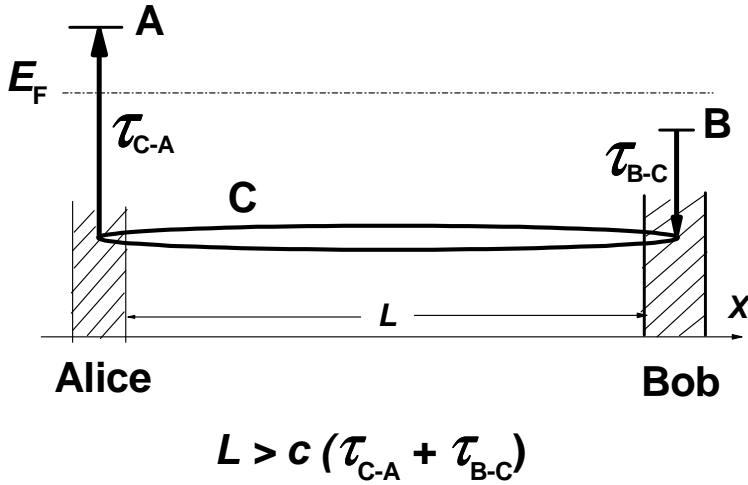


FIG. 1. A scheme of signaling irreducible to EPR-like schemes. C – long-range electron orbit. A and B – local quantum levels. Both Alice's and Bob's domains are shaded. Vertical arrows denote local quantum transitions.

The distinct feature of proposed procedure with respect to EPR-like ones is that *no* real carriers of information are required. Nevertheless, Alice clearly *can* manipulate the energy processes in Bob's domain and the no-communication theorem does *not* prohibit these manipulations. More generally, this means that the relativistic lightcones related to Alice are determined with accuracy of the order of L . Therefore, if the distance L is not fundamentally restricted, then it would be a failure of the very

concept of fundamentally uncontrollable points in spacetime. The question is thus whether or not the scheme in Fig. 1 is realizable. So far, one would believe that the answer is definitely no at least because we do not still find the quantum systems, the eigenstates of which are macroscopic quantum orbits. We know, for instance, Bloch-like wavefunctions those are definitely long-range ones because they are extended throughout the whole solid state system independently of its size. However, the key point is any solid state is a spatially-periodic system and the lengthscale of periodicity is as short as the lengthscale of primitive cell. It is familiar translational symmetry which ultimately responsible for the impossibility to realize the scheme in Fig. 1.

In this work, however, we just describe the discovering of a macroscopic quantum phase which has neither continuous nor discrete translational symmetry and this discovering has allowed us to successfully realize the test in Fig. 1.

III. Experimental realization

A. A chance of a suitable quantum system

We thus start with the searching for a solid state in which translational symmetry may be broken at least potentially. In this context, let us focus on the integer Quantum Hall (IQH) system with asymmetric confining potential, which is subjected to an external quantizing magnetic field with nonzero in-plane component. To characterize such system it is convenient to use the concept of so-called toroidal moment¹¹⁻¹² which is determined here by the cross product of in-plane magnetic field and so-called “built-in” electric field related to the asymmetry of confining potential. Since it is hard to find an exact analytical solution of the Schrödinger equation for such a complicate system, one can use a simplified model to characterize the system behaviour. One of such models was used in Ref. 13, where the magnetic field has only X -component while the asymmetry of confining potential is modelled by two coupled δ -shaped quantum barriers of a different height, which are shifted from each other in the Z -direction. Like in the case of conventional IQH system, here the eigenstates are a

series of Landau levels but their degeneracy is lifted in the Y -direction ($v_y(k_y) = \frac{1}{\hbar} \frac{\partial \mathcal{E}(k_y)}{\partial k_y} \neq 0$). We have thus got rather a series of Landau subbands shifted in k -space ($\mathcal{E}(k_y) \neq \mathcal{E}(-k_y)$) so that the shift depends on the Landau quantum number as well as on the system's toroidal moment.

The electrons' wavefunctions are conventional Bloch waves in the Y -direction but they are strongly restricted in the Z -direction within the cyclotron radius (r). They are thus spatially separated in such a way that their Z -coordinate (z_0) correlates with their wave vector through the following relation: $z_0 = -k_y r^2$. This relation is well known in conventional IQH theory.¹⁴ However, there it has rather a nominal character because of the axial symmetry of unbiased IQH systems. By contrast, under the lifting of Landau level degeneracy this relation has got the following physical meaning: the electrons are spatially-separated spontaneous currents flowing in the opposite directions along Y -axis. Lorentz force effect on these moving electrons does not result in their lateral drift in the Z -direction. Instead, their wavefunctions are shifted within their own quasi-one-dimensional channels of the order of r . As a result, each electron may have a nonzero dipole moment in the Z -direction.

The problem with this model is that it is too much unrealistic at least because the electrons appear spatially separated in the direction of size quantization. That is way an attempt has also been made to solve the Schrödinger equation with a more realistic model where an asymmetric 2D system lies in the XY -plane while the external magnetic field has both in-plane (X) and quantizing (Z) components.¹⁵ Although a comprehensive analytical solution has not been found, it nevertheless has been shown that here each electron may also have a nonzero dipole moment but now in the X -directions, i.e. in 2D plane. This fact gives one a chance that the solution with spatially-separated spontaneous currents could potentially be relevant to reality.

The natural question arises why the above models seem so attractive in the context of the scheme in Fig. 1? The point is the basic IQH relation ($z_0 = -k_y r^2$) actually breaks the translational symmetry, if the Landau level degeneracy may truly be lifted in the Y -direction ($v_y(k_y) \neq 0$) because

such a detectable parameter as v_y has become a non-periodic function of z_0 . However, the problem is that both models imply an infinite system because otherwise one-dimensional spontaneous currents simply cannot exist. In reality, two alternative scenarios are thus possible. The first one is the solution with spontaneous currents disappears if we take into account a finite system size. *A-priori*, this scenario seems most probable. However, we still cannot exclude an alternative scenario where long-range spontaneous currents nevertheless exist in such a way that they are closed just through the edging states which play an important role in conventional IQH effect.¹⁶ Semi-classically, spontaneous currents may be regarded as a drift along the equipotential lines in crossed electric and magnetic fields. The direction of this drift would thus be determined by the direction of quantizing magnetic field as well as by the direction of in-plane velocity. Since each electron has now its own energy, each one should thus have its own drift path. In terms of quantum mechanics, we have just got something like spatially-separated long-range electron orbits which break the system's translational symmetry.

B. Experimental approach

Our initial goal is thus to study whether or not the Landau level degeneracy may be lifted in a modified IQH system or equivalently are there the electrons with nonzero in-plane velocity. To this goal, we choose the experimental method capable to study *unbiased* IQH systems and which is sensitive *only* to delocalized electrons but insensitive to any localized ones independently of their relative density. We mean the detection of light-induced high-speed in-plane current that could emerge under the cyclotron absorption in an unbiased modified IQH system. Phenomenologically, it is the so-called photo-voltaic (PV) effect¹⁷. For symmetry reasons, PV responses could potentially occur only if the Landau level degeneracy is truly lifted and moreover the newly emerged subbands are shifted from each other providing thus an asymmetry in k -space. Otherwise, light-induced current through the system should be exactly zero.

To achieve higher built-in fields, confining potential should clearly be as sharp as possible. That is why we take high-density semimetallic single quantum wells with a very short screening length. The structures were of type InAs-GaSb, in which the valance band of GaSb overlaps the conduction band of InAs by about 100 meV. To avoid a hybridization of electrons, a 15-nm-wide conducting layer of InAs was sandwiched between two 10-nm-wide AlSb barriers. Typical structure consists thus of a thick GaSb buffer layer followed by this sandwich and capped by a 20-nm-wide GaSb protecting layer. With this well width, at least a few Landau levels are always below the Fermi level while the second quantum-size level is well above. Typical low-temperature electron sheet density is thus about $1.4 \cdot 10^{12} \text{ cm}^{-2}$ while the mobility is about $10^5 \text{ cm}^2/\text{Vs}$.

To provide the cyclotron resonance (CR) conditions, we use an external magnetic field of up to 6.5T while the energy of light quanta is about 13.7meV. The source of radiation is pulsed optically-pumped terahertz ammonia (NH_3) laser¹⁸ with the pulse duration as short as about 40ns. The incident light intensity is thus as high as about $200\text{W}/\text{cm}^2$ that is typical for PV measurements¹⁹. Fig. 2 presents the laser track. In most experiments, we use an unpolarized radiation incident normally onto the sample surface. This means no additional in-plane asymmetry is provided by this radiation. As a rule, the magnetic field is tilted from the normal at an angle of about 15° to provide nonzero toroidal moment. PV responses are detected in short-circuit regime with a 50Ω load resistor. We use liquid-helium temperatures which always are much less than the CR energies.

It is known that most not-intentionally doped InAs-AlGaSb structures have more or less asymmetric confining potential if they are grown by the molecular beam epitaxy (MBE) method. An average built-in field is typically about $10^4\text{V}/\text{cm}$.²⁰ However, the true potential profile may be rather exponential than linear, especially in high-density structures. As a result, local built-in field may be much higher than the average field. As a rule, this point may be ignored simply because a minority of electrons is thus *effectively* in a high built-in field. In our experiments, however, the role of these electrons may become crucial because they are just the candidates to have nonzero in-plane velocity.

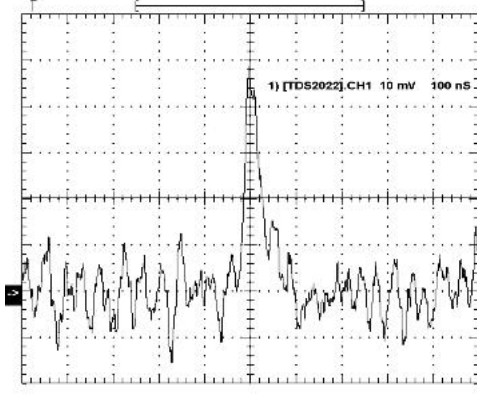


FIG. 2. Typical terahertz laser track. Timescale is 100ns/div.

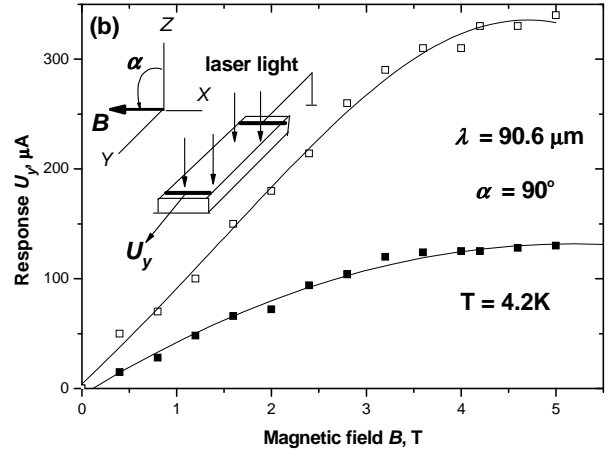
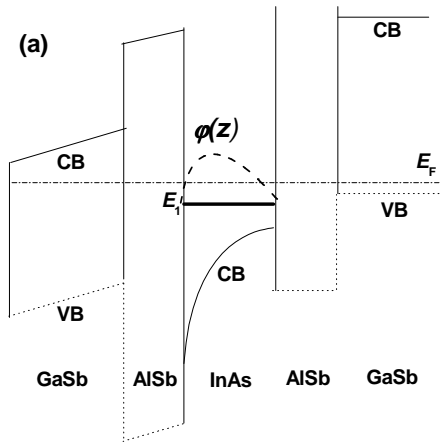


FIG. 3. (a) The energy band diagram of a high-density InAs-GaSb single quantum well with two AlSb barriers. Dotted line shows schematically an electron wavefunction shifted toward more charged interface. (b) PV responses for two samples with different growth parameters. Solid lines are a guide for the eye. The inset shows experimental geometry.

Schematically, the energy band diagram of a high-density quantum well is shown in Fig. 3a. Here the asymmetry of confining potential is supposed to be due to the penetration of surface potential into the well²¹. To be sure of the presence of built-in field, all structures were tested through an original method shown in the inset of Fig. 3b. Actually, it is also PV measurements but in a classic regime when the only in-plane component of magnetic field is present. The test is based on simple and reliable idea that the in-plane magnetic field alone, as a pseudo-vector, cannot be responsible for in-plane PV response which is a polar vector. PV response could emerge only in presence of built-in electric field which gives rise to in-plane toroidal moment known to be a polar vector. The main graph

of Fig. 3b shows the outcome of this test. It is seen that in-plane PV responses do occur and they increase with increasing of in-plane magnetic field. Therefore, built-in field does exist in our structures and moreover its relative intensity can roughly be estimated through the test.

C. Preliminary experiments: evidence for spatially-separated long-range orbits

The inset of Fig. 4a shows the basic geometry of our PV measurements while the main graph shows the outcome. It is seen that prominent PV responses occur under CR conditions ($B \approx 5\text{T}$) and they reverse under reversed magnetic field. The very fact of these responses clearly indicates that there is at least a small fraction of “PV-active” electrons with nonzero in-plane velocity. The also remarkable fact is the CR line is much wider than that in transmission spectra (typically 0.5T) though the responses prove to be linear. It follows that the density of PV-active electrons is indeed much less than the total electron density because otherwise the CR width should be the same in both cases. Most likely, the wider CR line is a signature of a higher scattering rate for the PV-active electrons because effectively they are concentrated in the close vicinity of more charged interface and hence they should be more sensitive to interface roughness responsible for the scattering.

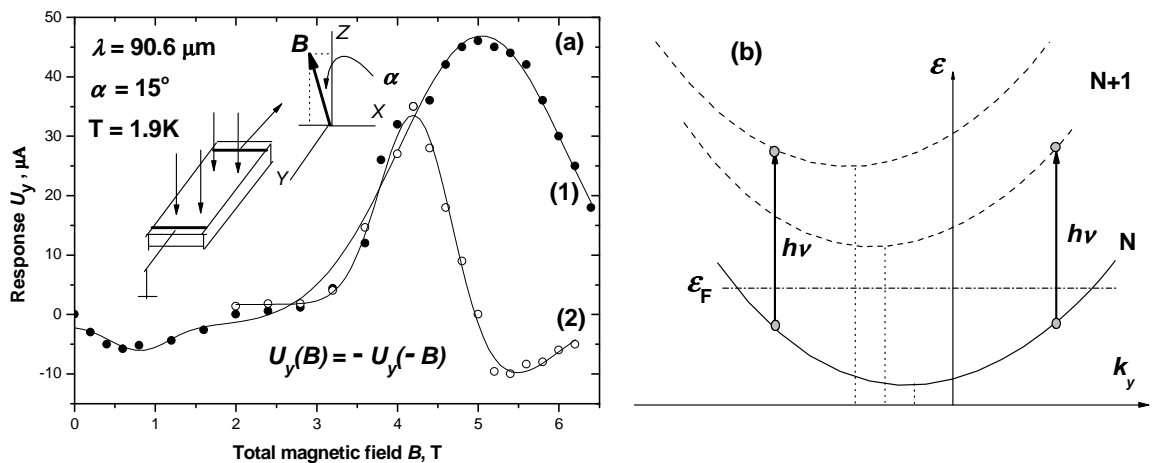


FIG. 4. (a) PV responses in the Y -direction as a function of magnetic field; (1) – the sample with a higher built-in field; (2) – the sample with a lower built-in field. Solid lines are a guide for the eye. The inset shows experimental geometry. (b) CR optical transitions in a modified IQH system with lifted Landau level degeneracy. The shift of Landau subbands is supposed to be a function of in-plane magnetic field as well as of the Landau quantum number.

The sensitivity of CR lineshape to the built-in field (see Fig. 4a) is also consistent with our model. To show that, let us address the scheme of CR transitions in a modified IQH system (Fig. 4(b)). It is seen that the resonant magnetic field for the electrons with a positive in-plane velocity should be lower than that for the electrons with a negative velocity. This should lead to a bipolar CR lineshape if the shift of subbands is higher than their broadening. In the opposite limit of a small shift, the lineshape should be rather monopolar.²² Qualitatively, it is just what we observe in Fig. 4a.

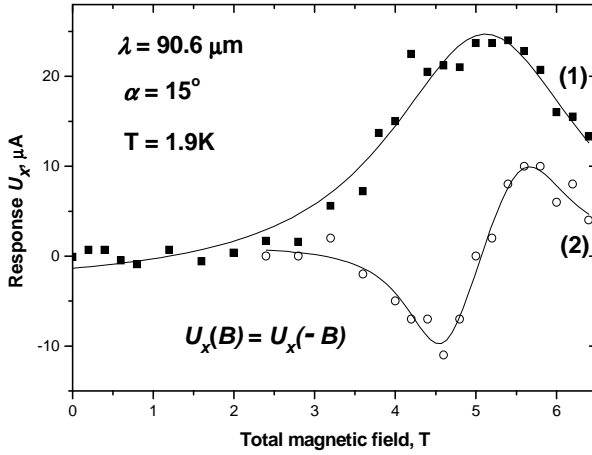


FIG. 5. PV responses in the X-direction as a function of magnetic field. (1) – the sample with a higher built-in field; (2) – the sample with a lower built-in field. Solid lines are a guide for the eye.

The behaviour of PV responses in the X-direction is shown in Fig. 5. We see that prominent CR occurs in the X-direction as well as in the Y-direction but here the responses do not reverse under reversed magnetic field. CR lineshape may also be either monopolar or bipolar depending on the built-in field. At first sight, this observation contradicts our model, according to which the electrons should be spatially-separated in the X-direction. However, this contradiction disappears if we take into account the scattering that “comes into the game” just after the photo-excitation. According to our model, the scattering should be accompanied by a hopping implies between the adjacent quasi-one-dimensional channels in the X-direction. However, the point is these transitions may also be spatially-asymmetric due to the asymmetry of confining potential.²³ Roughly, this effect may be interpreted in terms of Lorentz force effect on the electrons interacting with scatterers. As a result, a nonzero net current could emerge in the X-direction. This current may also have a bipolar lineshape

just like its counterpart in the Y -direction but in contrast to the latter, the former should be insensitive to the direction of magnetic field. Qualitatively, that is just what we see in Fig. 5.

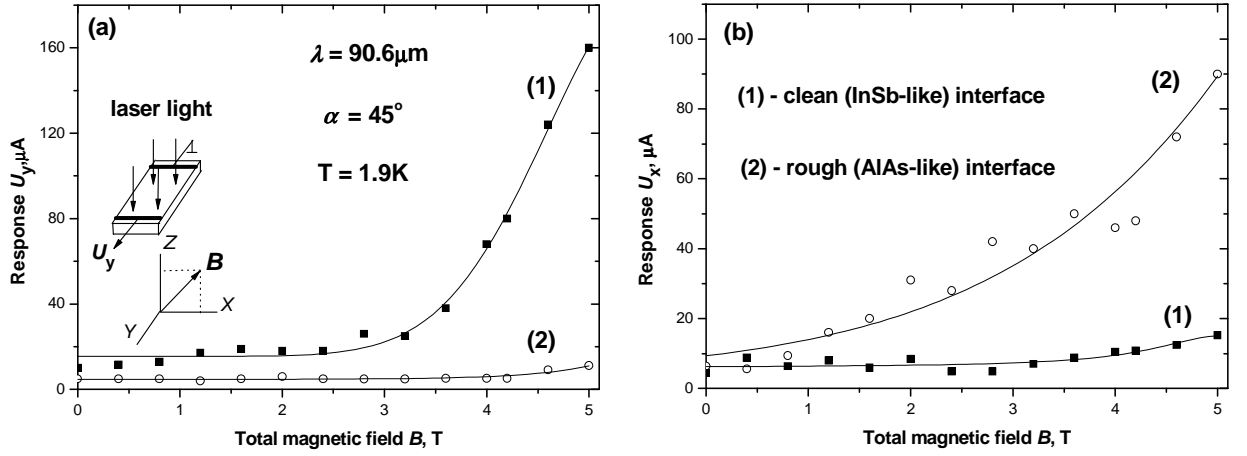


FIG. 6. (a) PV responses in the Y -direction as a function of magnetic field for the samples with different types of interfaces: (1) – clean (InSb-like) interface; (2) – rough (AlAs-like) interface. The inset shows experimental geometry. Solid lines are a guide for the eye. (b) PV responses in the X -direction for the same samples.

On the other hand, the behaviour of PV responses in the X -direction should thus differ in principle from that in the Y -direction. Indeed, the former should thus be enhanced by the scattering while the latter should conversely be suppressed. This may be a key point to prove our model unambiguously. To do that, we perform PV measurements with two samples which differ from each other only in their interface roughness. The first one has a relatively clean (InSb-like) interface while the second one has a rough (AlAs-like) interface²⁴. The scattering rate in the former should thus be lower than in the latter. The outcome of the measurements is presented in Figs. 6(a) and 6(b). It is clearly seen that the reduction of scattering rate does enhance the responses in the Y -direction but strongly suppresses those in the X -direction.

D. Interpretation in terms of a quantum phase with broken translational symmetry

Perhaps the most striking point of our model is that the electrons' velocities in the Y -direction should correlate with their X -coordinates and this correlation should not be spatially periodic even on a macroscopic lengthscale. If this is the case, then we indeed leave a little chance for any alternative models. Fortunately, this point is easy to test. The experiment is shown in the inset of Fig. 7a. Here we use a large sample ($19 \times 12 \text{ mm}^2$) with a set of identical short contact pairs which are simply a translation of single pair (1mm long) in the X -direction in increment of 2mm. To avoid edging effects, each contact is remote from the closest sample edge by about 0.5mm and all pairs are numbered from left to right. We measure PV responses from each pair.

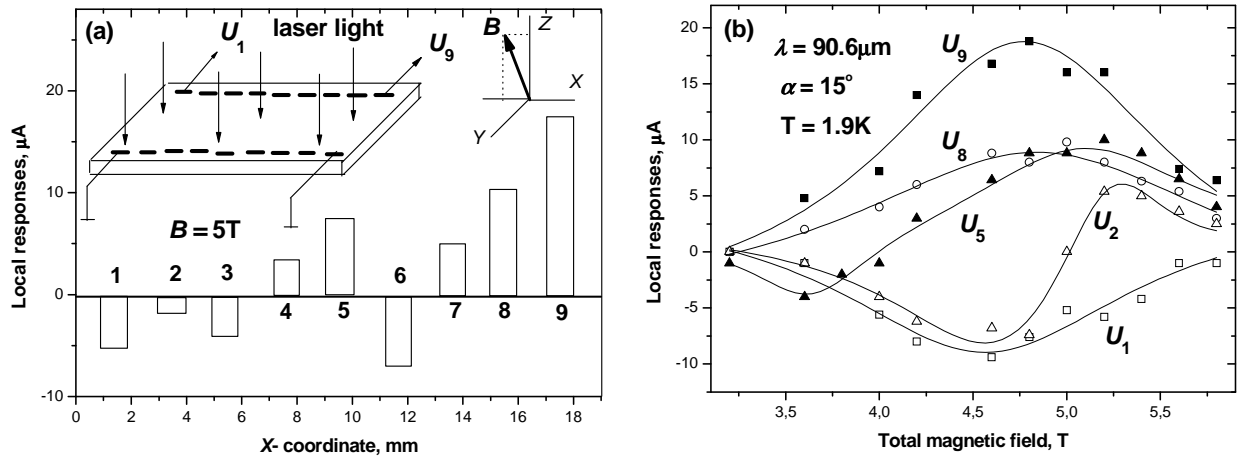


FIG. 7. (a) Spatial distribution of local PV responses at a fixed magnetic field of 5T. The responses are presented through a spatial diagram with rectangles of a proper height as well as of a proper polarity. The inset shows experimental geometry. All contacts are identical. Each of them is 1mm in length and the distance between the adjacent pairs is also 1mm. Total sample length is 19mm. (b) PV spectra from the pairs with the following serial numbers: $i = 1; 2; 5; 8; 9$. Solid lines are a guide for the eye.

Some of the spectra obtained are shown in Fig. 7b. It is clearly seen that they indeed differ drastically from each other despite exactly the same experimental conditions. The also remarkable fact is their spatial distribution qualitatively agrees with the model of optical transitions shown in Fig. 4b. Indeed, the responses have the opposite signs at the opposite sample ends while in the

middle of the sample we observe the familiar bipolar CR lineshape. It is thus becomes clear that CR lineshape in Fig. 4a is actually an overall CR lineshape consisted of a number of local CR lineshapes which may differ strongly from each other. The main panel of Fig. 7a shows the entire map of spatial distribution of local responses at a fixed magnetic field of about 5T. The responses are truly a strong function of X -coordinate with no spatial periodicity. Reversed B leads to their spatial redistribution roughly in accordance with the following relation: $U_i(B) = -U_{n-i+1}(-B)$, where i is the ordinal number of a given pair while n is the total number of pairs. This fact leaves no doubt that we are truly dealing with a self-ordering of electrons but not with random signals.

By definition, the system can thus be regarded as being in a peculiar macroscopic quantum phase emerged from the Quantum Hall state of matter through continuous quantum phase transition accompanied by the breaking of in-plane translational symmetry. The characteristic parameter responsible for this transition is thus the system's toroidal moment.²⁵ The distinct feature of the new phase with respect to any other ones is just the lack of either continuous or discrete translational symmetry. The phase has thus the lowest symmetry among all phases known so far. In a sense, a system in the phase is reminiscent rather a *single* atom with a great number of spatially-separated electronic orbitals. However, the lengthscale of this “atom” is easy to control and restricted only by technological but not physical problems.

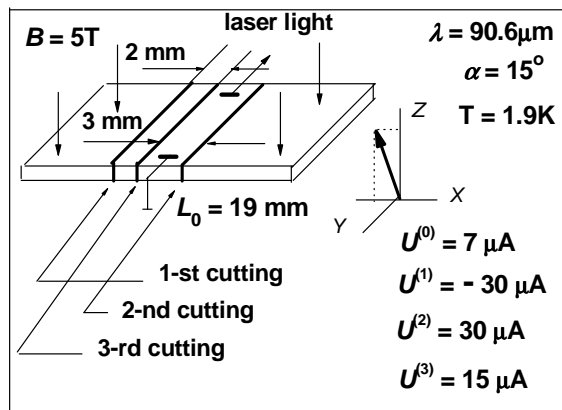


FIG. 8. Evidence for a high sensitivity of local PV response to the position of remote sample edges. The response is measured after sequenced mechanical cuttings. The other conditions are the same as in Fig. 7a.

Actually, the described phase may seem even a bit mysterious and thus requires further arguments to be recognized. One of the arguments is as follows. If the in-plane velocity is truly a non-periodic function of X -coordinate, then local PV responses should be extremely sensitive to the position of sample edges *regardless* of their remoteness. To demonstrate this point directly, we perform the experiment shown in Fig. 8. We take again a large sample ($19 \times 12 \text{ mm}^2$) but now with a single short contact pair centred in the X -direction. At a fixed magnetic field, we measure PV response from this pair each time the sample has become shorter in the X -direction simply because of mechanical cuttings. Three sequenced cuttings have been made so that each new sample edge is remote from the contacts on a quite macroscopic distance of no less than 1mm. The outcome is presented in the right-hand corner of Fig. 8, where upper index denotes the number of cuttings before measurements. It is clearly seen that each cutting does change drastically the response so that even its sign may become reversed. Furthermore, we have found that the response strongly depends even on whether the first cutting line is to the right or to the left of the contacts while the distance to the contacts may be exactly the same. This fact rules out any trivial effects which could be sensitive to the sample length.

E. Observation of superluminal signaling in a system in the phase

The apparent success of our model gives us a real chance to implement the scheme in Fig. 1. The idea of the experiment is illustrated in Fig. 9. If we are truly dealing with long-range orbits, then through a partial illumination of the sample we could provide a certain number of vacant orbits of type C in Fig. 1. These orbits should thus become available for the scattering-induced transitions of unexcited electrons from neighbouring orbitals, which play the role of $B \rightarrow C$ transitions in Fig. 1. The key point is these transitions could occur far beyond the laser spot (see Fig. 9). Moreover, since the intense laser excitation gives rise to a great number of vacant orbits, the probability of $B \rightarrow C$

transitions within a wide enough unlit domain should be nearly hundred-percent. The only problem is whether or not we can detect them.

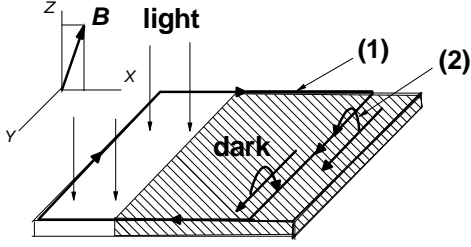


FIG. 9. Illustration of how detectable PV signals could emerge far beyond the laser spot: (1) – macroscopic electron orbit belonged to both spotlight and unlit domains; (2) – scattering-induced transitions into the vacant orbit from occupied neighbouring orbits. Shading denotes the dark domain.

As for the problem of detection, we will not force an open door and try to apply just the PV measurements. The point is the scattering-induced transitions are a dissipative process which should thus result in a transformation of formerly spontaneous currents into ohmic currents we have detected so far. Our experiment is shown in the inset of Fig. 10a and it is thus very similar to that in Fig. 7a. We take again a large sample ($19 \times 12 \text{ mm}^2$) but, for simplicity, with only two short contact pairs. The position of the first pair is exactly the position of pair No. 1 in Fig. 7a while the second pair is the pair No. 9. The principle difference is that now about two-thirds of the sample is covered with a non-transparent plate. The first pair is thus within the laser spot while the second one is at a distance as long as about 1cm. Again, we measure PV responses at a fixed magnetic field ($B = 5 \text{ T}$). The outcome is presented in the main panel of Fig. 10a. To be honest, it exceeds even the most optimistic expectations though in terms of everyday intuition, it looks even a bit crazy. Indeed, prominent PV response occurs in the dark and it is even *higher* than that in the light. Both signals are proportional to the laser intensity just like in the case of full illumination and the dark signal also demonstrates a CR-like spectrum just like the signal in the light (Fig. 10b). Roughly, they thus behave as if the *whole* sample is still exposed to light but with a somehow lower intensity.

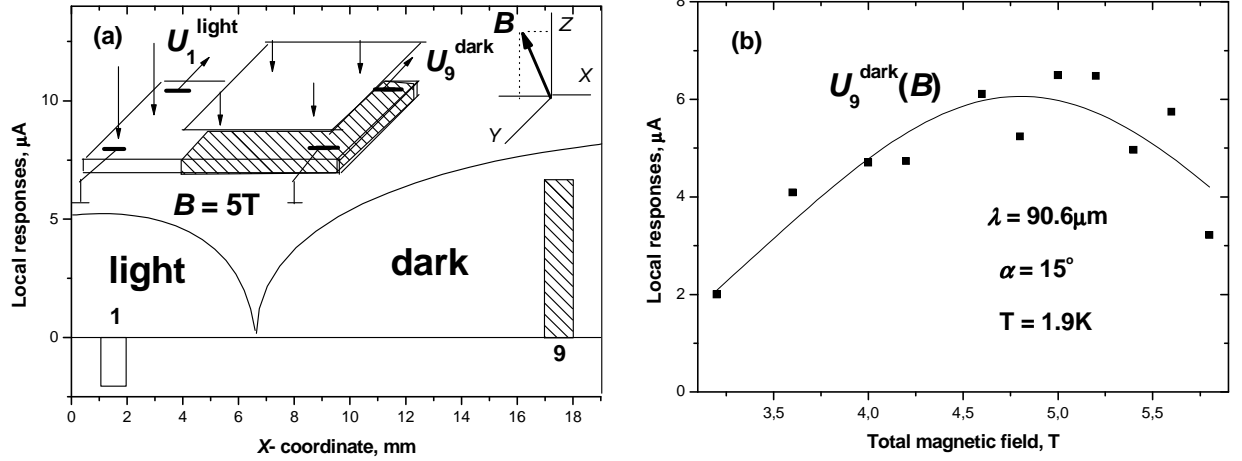


FIG. 10. (a) Demonstration of signaling in macroscopic quantum phase with broken translational symmetry. Experimental conditions are the same as in Fig. 7. One-third of the sample is exposed to light so that one contact pair is inside the laser spot while another one is at a distance of about 1 cm. The inset shows experimental geometry while the main panel shows the outcome. (b) PV spectrum from the pair in the dark. Solid line is a guide for the eye.

To show unambiguously that the dark signal is truly irrelevant to any transport from the laser spot, we perform a synchronous detection of both signals. The outcome is presented in Fig. 11. No delay is seen between these signals with an accuracy of about 10 ns. Therefore, to be relevant, the transport should be of a ballistic character with the speed of no less than 10^8 cm/s and with a mean free path of *more than 1 cm*. This is absolutely impossible in presence of a gigantic number of scatterers in our system.

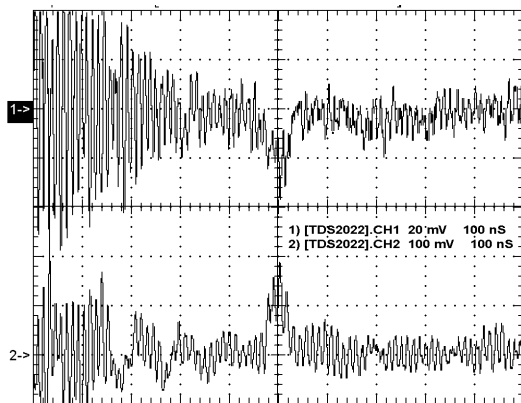


FIG. 11. Synchronous detection of both signals in the experiment in Fig. 10a. Upper track is the response from illuminated pair. Lower track is the response from pair in the dark. Both signals are pre-amplified. Timescale is 100 ns/div.

Now there is no even a bit plausible interpretation of the last experiment other than that shown in Fig. 1. To estimate the speed of signaling we should note that $\tau_{C \rightarrow A}$ as well as $\tau_{B \rightarrow C}$ is actually the so-called quantum relaxation time known to be as short as about 0.1ps typical InAs-AlGaSb structures.²⁰ This time is also consistent with the typical CR width observed in optical transmission spectra. Therefore, even if the true relaxation time is about one order longer, we nevertheless have got the nominal speed of signaling of *faster than* 10^{12} cm/s, i.e. far beyond the relativistic limit. Moreover, it is most likely a very rough underestimation because the wider CR in the PV spectra implies a shorter relaxation time.

IV. Conclusion remarks

To avoid any confusion, it should be stressed once again that the estimated speed of signaling is *nominal* because the “transfer” of Alice-to-Bob message clearly does not imply any real motion. Nevertheless, it is the quite real rate of our signaling, which moreover has no limitations of a fundamental character. Thus, our experiment surprisingly does *not* challenge the original Einstein’s postulate regarding the impossibility of a faster-than-light motion. However, it strongly challenges the generally-recognized interpretation of such fundamental notion as simultaneity as well as causality in terms of special relativity and, in particular, the existence of *fundamentally* uncontrollable points beyond the relativistic lightcones in the spacetime.

Acknowledgements

The author gratefully acknowledges B. Y. Meltser and S. V. Ivanov (Ioffe Institute) for supplying by MBE samples. The also acknowledged are S. D. Ganichev (University of Regensburg) and Y. V. Terent’ev (Ioffe Institute) for supplying by the experimental infrastructure.

References

- ¹ See, e.g., *A theory of everything?* (Editorial poll), *Nature* **433**, 257 (2005).
- ² M. Jammer, *The Philosophy of Quantum Mechanics* (New York, Wiley, 1974).
- ³ J. S. Bell, *Speakable and Unspeakable in Quantum Mechanics* (Cambridge University Press, 1987).
- ⁴ P. H. Eberhard, *Nuovo Cimento* **46B**, 392 (1978).
- ⁵ G. C. Chirardi, A. Rimini, T. Weber, *Lett. Nuovo Cimento* **27**, 293 (1980).
- ⁶ R. V. Bussey, *Phys. Lett. A* **90**, 9 (1982).
- ⁷ A. Shimony, In *Proc. Int. Symp. on Foundations of Quantum Mechanics* (Tokyo, 1984) p. 130.
- ⁸ A. Einstein, B. Podolsky, N. Rosen, *Phys. Rev.* **47**, 777 (1935).
- ⁹ J. S. Bell, *Physics* **1**, 195 (1964).
- ¹⁰ A. Aspect, J. L. Dalibard, G. Roger, *Phys. Rev. Lett.* **49**, 1804 (1982).
- ¹¹ V. L. Ginzburg, A. A. Gorbatsevich, Y. V. Kopaev, B. A. Volkov, *Solid State Comm.* **50**, 339 (1984).
- ¹² V. M. Dubovik, M. A. Martsenyuk, B. Saha, *Phys. Rev. E* **61**, 7087 (2000).
- ¹³ A. A. Gorbatsevich, V. V. Kapaev, Y. V. Kopaev, *JETP Lett.* **57**, 580 (1993).
- ¹⁴ D. R. Yennie, *Rev. Mod. Phys.* **59**, 781 (1987).
- ¹⁵ A. A. Gorbatsevich, V. V. Kapaev, Y. V. Kopaev, *Ferroelectrics* **161**, 303 (1994).
- ¹⁶ B. I. Halperin, *Phys. Rev. B* **25**, 2185 (1982).
- ¹⁷ E. L. Ivchenko, *Optical spectroscopy of semiconductor nanostructures* (Alpha Science Int., Harrow, UK, 2005).
- ¹⁸ T. A. DeTemple, *Pulsed optically pumped far-infrared lasers*, In *Infrared and Millimeter Waves*, vol. 1, Sources of Radiation (Academic Press, NY, 1979).
- ¹⁹ S. D. Ganichev, W. Prettl, *Intense terahertz excitation of semiconductors*. Series on Semiconductor Science and Technology, vol. 14 (Oxford University Press, 2006).
- ²⁰ S. Brosig *et al.*, *Phys. Rev. B* **60**, R13989 (1999).
- ²¹ M. Altarelli, J. S. Maan, L. L. Chang, L. Esaki, *Phys. Rev. B* **35**, 9867 (1987).
- ²² Rigorously, each act of absorption gives rise to an occupied long-range orbit in a higher Landau subband as well as to a vacant orbit in a lower subband. Therefore, PV responses are possible due to the lack of a

full identity between these two orbits, which is ultimately related to the spatial asymmetry of the energy spectrum. This point definitely does not challenge our method but it may be important in the context of its sensitivity.

²³ S. A. Tarasenko, Phys. Rev. B **77**, 085328 (2008).

²⁴ B. Brar, J. Ibbetson, H. Kroemer, J. H. English, Appl. Phys. Lett. **64**, 3392 (1994).

²⁵ See also S. A. Emelyanov, S. V. Ivanov, In *Proc. 30th Int. Conf. on Phys. of Semiconductors* (Seoul, 2010), in press.