

Observation of a signaling through wavefunction collapse

S. A. Emelyanov

Division of Solid State Electronics, Ioffe Institute, St. Petersburg 194021, Russia

A signaling through wavefunction collapse has been realized under the conditions beyond the no-signaling theorem. It has become possible due to the discovering of a macroscopic quantum phase in which electrons' eigenstates are spatially-separated quantum orbits of a macroscopic lengthscale. The phase emerges through breaking-symmetry continuous phase transition from the Quantum Hall state having a nonzero toroidal moment. A local photo-excitation of such system gives rise to extended vacant orbits those instantaneously become available to transit into them for unexcited electrons far beyond the spotlight domain. In a banner experiment, these transitions are detected at a distance of about 1cm from the spotlight domain while their characteristic time is shorter than 1ps. The experiment thus strongly challenges the generally-recognized interpretation of any communication in terms of a real motion and hence the interpretation of such fundamental notion as simultaneity as well as causality in terms of special relativity.

1. Introduction

One of the fundamental challenges of modern physics is the apparent conflict between its two basic pillars: special relativity and non-relativistic quantum theory [1]. The conflict streams from fundamental nonlocality of the latter and is ultimately related to the notion of instantaneous wavefunction collapse under interaction. The very founders of quantum theory were deeply concerned by this conflict so that Erwin Schrödinger even once said to Niels Bohr: "If all this damned quantum jumping were really to stay, I should be sorry I ever got involved with quantum theory" [2]. Currently, it is generally recognized that such fundamental things as simultaneity and causality should be interpreted in terms of special relativity because any signaling is interpreted in terms of a real motion of some entity. To survive this concept, the impossibility of a signaling through wavefunction collapse has been postulated. This postulate, however, does not look as a gospel truth. John Bell, for example, found "... disturbing ... the impossibility of "messages" faster than light, which follows from ordinary relativistic quantum mechanics in so far as it is unambiguous and adequate for procedures we can actually perform" [3]. In fact, the postulate ultimately rests on so-called no-signaling theorem that proves the impossibility of signaling through wavefunction collapse in a system consisted of spatially-separated entangled quantum objects [4-7]. The theorem covers thus various EPR-like schemes but definitely does not cover the signaling *within* an inseparable macroscopic quantum object such as, for example, a single electron in a macroscopic-scale quantum orbit.

To clarify what we mean let us consider an electron eigenstate which is a quantum orbit (C) of a macroscopic lengthscale at least in one direction. In this direction, we can thus easily select two domains remote from each other on a distance L (**Fig. 1**). Suppose that the quantum levels are fully occupied below a characteristic energy (E_F). So, if the first (Alice's) domain is exposed to light of a proper wavelength, then there is a certain probability for the electron to transit into a higher level (A) localized in Alice's domain. This means the wavefunction collapses into Alice's domain so that the orbit C has instantaneously become available to transit into it for the electron from a higher level (B) localized in Bob's domain. By the detecting of this transition Bob receive Alice's signal. The characteristic time to empty the orbit ($\tau_{C \rightarrow A}$) as well as the characteristic time to occupy it ($\tau_{B \rightarrow C}$) is definitely independent of the distance L . Therefore, if this distance is so long that both times are shorter than L/c , then the signaling will nominally be superluminal.

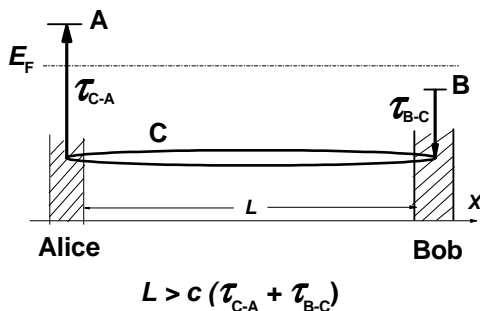


Fig. 1. The scheme of signaling through wavefunction collapse. C – a long-range electron orbit. A and B – local quantum levels belonged to Alice's and Bob's domains, respectively. Both domains are shaded. Vertical arrows denote quantum transitions.

However, the proposed scheme may seem fundamentally unrealizable because it is easy to estimate that the distance L should be quite macroscopic to provide a reasonable $\tau_{B \rightarrow C}$ ($\tau_{C \rightarrow A}$). At the same time, no quantum systems are known, the eigenstates of which are macroscopic quantum orbits. Certainly, long-range electrons' wavefunctions are known, for instance, in solid state physics but they always are Bloch waves those are not spatially-separated and hence the electrons obey indistinguishable particle statistics. By using of this statistics one would show that any local excitation accompanied by wavefunction collapses may give rise only to strongly-localized wave packets with no vacant states beyond the excited domain.

In this work, however, we report on the discovering of a quantum phase in which the electrons' eigenstates are spatially-separated quantum orbits of a macroscopic lengthscale. In the phase, a local photo-excitation may give rise to extended vacant orbits available to transit into them for the electrons far beyond the excited domain. By the detecting of quantum transitions between occupied and vacant orbits we have realized a signaling through wavefunction collapse and provide strong evidence for a nominally superluminal character of this signaling.

2. Chance to find a suitable quantum system

In the context of searching for a suitable quantum system, let us focus on a modified integer Quantum Hall (IQH) system that has an asymmetric confining potential while the external magnetic field has both quantizing and in-plane components. The system has thus the so-called toroidal moment which is a cross product of in-plane magnetic field and "built-in" electric field related to the asymmetry [8-9]. Since it is hard to find an exact analytical solution of the Schrödinger equation under these conditions, a simplified model may be taken, which leaves a chance to determine the characteristic features of system behaviour. In one of such models, the electrons are supposed to be in a strong magnetic field in the X -direction while the asymmetry is modelled through two coupled δ -shaped barriers of different height, which are shifted from each other in the Z -direction [10]. The eigenstates of such a simplified system are familiar Landau levels but with lifted degeneracy in the Y -direction ($v_y(k_y) = \frac{1}{\hbar} \frac{\partial \mathcal{E}(k_y)}{\partial k_y} \neq 0$). The emerged subbands are shifted in k -space

($\mathcal{E}(k_y) \neq \mathcal{E}(-k_y)$) so that the shift depends on the Landau quantum number as well as on the system's toroidal moment. Wavefunctions are conventional Bloch waves in the Y -direction. However, the electrons are strongly restricted in the Z -direction within their cyclotron radius (r) and they are spatially separated so that their Z -coordinates (z_0) correlate with their wave vectors through the following relation: $z_0 = -k_y r^2$.

In general, this relation is known in the theory of IQH effect as well but there it has rather a formal character because of the axial symmetry of conventional IQH system in the absence of electric bias [11]. By contrast, now this relation has a well-defined physical meaning: the electrons are spatially-separated spontaneous currents flowing in opposite directions along Y -axis. Lorentz force effect on these moving electrons does not result in their lateral drift in the Z -direction. Instead, they shift within their own quasi-one-dimensional channels and each one has thus its own dipole moment. Even in the absence of electric bias, a photo-excitation of such a spatially-asymmetric IQH system could lead to a light-induced net current in the Y -direction as well as to a light-induced net polarization in the Z -direction. Phenomenologically, the former effect is the familiar photo-voltaic (PV) effect that potentially could occur in any system with asymmetric energy spectrum [12-13].

The above model, however, is unlikely realistic at least because the electrons appear spatially separated in the direction of size quantization. That is way an attempt has been made to solve the Schrödinger equation for a more realistic model where an asymmetric 2D system is in the XY -plane while the external magnetic field has both quantizing (Z) and in-plane (X) components [14]. Although a comprehensive analytical solution has not been found in the frame of this model, it has nevertheless been shown that here the electrons have also a nonzero dipole moment, but now in the X -direction which lies in 2D plane. This allows one to believe that an in-plane spatial separation of electrons could nevertheless exist and therefore long-range spontaneous currents could exist in a real IQH system.

However the natural question is what is the relationship between the signaling in **Fig. 1** and spontaneous currents in a modified IQH system. To answer this question, we should note the following remarkable thing. In all of the above models, a system is supposed to be infinite in 2D plane because

otherwise one-dimensional spontaneous currents simply cannot exist. Two scenarios seem thus possible in reality. The first one is self-evident: the currents appear nonexistent, if the system is of a finite size. In this case, the system has indeed nothing to do with the signaling in **Fig. 1**. However, we still cannot exclude an alternative scenario: the currents nevertheless exist in such a way that they are closed just through the edging states known to play an important role in conventional IQH effect [15]. Semi-classically, these currents are an electron drift along equipotential lines in crossed electric and magnetic fields. In our system, the direction of the drift would thus be determined by the direction of quantizing magnetic field as well as by the direction of electrons' velocity in the bulk. Under the conditions of lifting of Landau level degeneracy, each electron should thus have its own drift path and, in terms of quantum mechanics, we have thus got just the spatially-separated long-range quantum orbits which potentially may be suitable to realize the scheme in **Fig. 1**. Although *a-priori* the latter scenario may seem a bit far-fetched, ultimately an experiment could indicate which of the scenarios is true.

2. Experimental method

Our experimental method is just based on the detection of high-speed in-plane photo-voltaic (PV) responses that could emerge under cyclotron absorption in an IQH system with a nonzero toroidal moment. Significant distinct feature of the method with respect to widely used ones is the lack of an electric bias applied to the IQH system. This point may be crucial when only a small fraction of electrons are effectively in high built-in field and therefore are capable to provide spontaneous currents in the bulk of the system. Below we argue that this is indeed the case. Thus, the obscuring effects related to majority of electrons should be minimized and that is the problem for any photo-electric measurements in presence of electric bias.

To achieve as high built-in electric field as possible, we use high-density semimetallic single quantum well structures of type InAs-GaSb. In these structures, the valance band of GaSb overlaps the conduction band of InAs by about 100 meV. Thus, to avoid a hybridization of electrons, a 15-nm-wide conducting layer of InAs is sandwiched between two 10-nm-wide AlSb barriers that do not allow any tunneling. Typical structure consists of a thick GaSb buffer layer followed by this sandwich and capped by a 20-nm-wide GaSb protecting layer. Under these conditions, several Landau levels are always below the Fermi level while the second quantum-size level is well above. Typical low-temperature electron density is about $1.4 \cdot 10^{12} \text{ cm}^{-2}$ while the mobility is about $10^5 \text{ cm}^2/\text{Vs}$.

To provide cyclotron resonance (CR) conditions, we use magnetic fields of up to 6.5T and the energy of light quanta of about 13.7meV. These quanta are provided by a pulsed optically-pumped terahertz ammonia (NH_3) laser [16]. Pulse duration is about 40ns so that the incident laser intensity is as high as up to $200\text{W}/\text{cm}^2$. Under the so high intensity we have a chance to detect even a relatively weak effect related to in-plane spatial asymmetry, if any. Typical laser track is presented in **Fig. 2**. In most experiments we use either linearly-polarized or unpolarized radiation incident normally onto the sample surface. In this case, the radiation definitely cannot be responsible for in-plane system's asymmetry. As a rule, magnetic field is tilted from the normal at an angle of about 15° to provide a nonzero toroidal moment. PV responses are detected in short-circuit regime with a 50Ω load resistor. The samples are at a liquid-helium temperature which always is much less than CR energy.

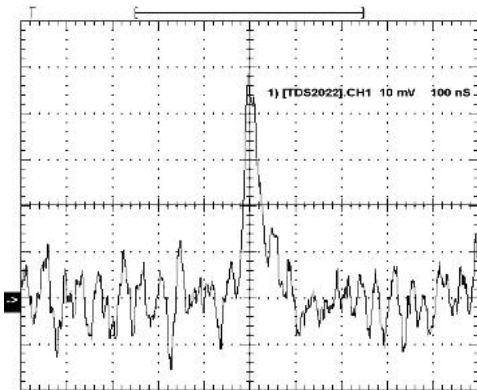


Fig. 2. Track of terahertz laser pulse. Timescale is 100ns/div.

A methodological problem is the presence of built-in field in the structures studied. As a rule, InAs-AlGaSb structures always have more or less asymmetric confining potential, especially if they are grown by the molecular beam epitaxy (MBE) method. An average built-in field is typically of the order of 10^4 V/cm [17]. However, it should be noted that the potential profile is rather exponential than linear in our high-density quantum wells. As a result, a local transverse electric field may be much higher than the average value. Effectively, this is just the equivalent of above-mentioned situation when only a small fraction of electrons is in a high built-in field while the majority of them are in a lower field. Schematically, the energy band diagram of our high-density quantum wells is shown in **Fig. 3a**.

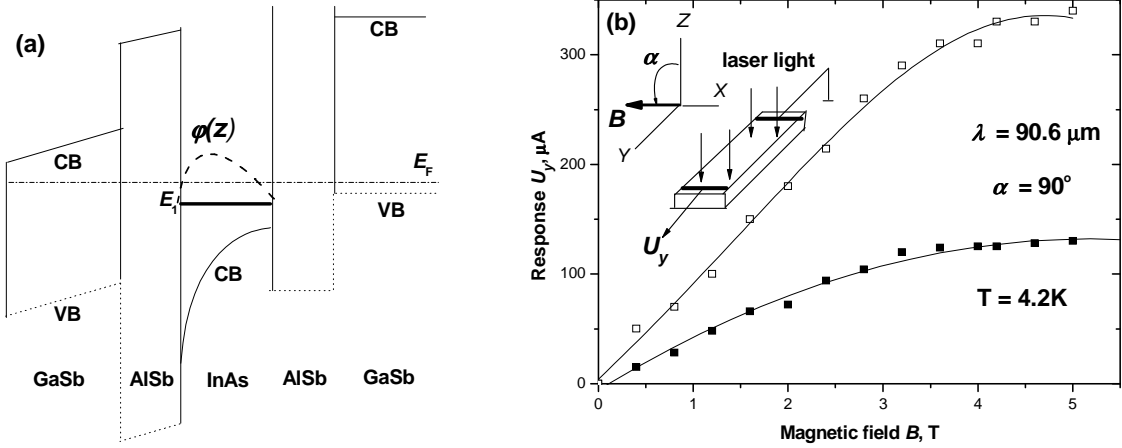


Fig. 3. (a) Energy band diagram of a high-density InAs-GaSb single quantum well with two AlSb barriers. The asymmetry of confining potential is supposed to be due to the penetration of surface potential into the well [18]. **(b) Test for the presence of built-in electric field.** PV responses are measured as a function of in-plane magnetic field for two structures with different growth parameters. Solid lines are a guide for the eye. Inset shows experimental geometry.

To be sure of the presence of a built-in field, we have tested all structures through the measuring of PV responses in a classic regime when the external magnetic field has only non-quantizing in-plane component (see inset in **Fig. 3b**). The test is based on the idea that the in-plane magnetic field alone, as a pseudo-vector, cannot provide in-plane PV response which is a polar vector. However, an in-plane PV response could potentially emerge in presence of a built-in electric field that gives rise to a nonzero toroidal moment which is a polar vector. The main graph of **Fig. 3b** shows the outcome of the test. It is seen that in-plane PV responses do occur in our structures, which increase with increasing of in-plane magnetic field. Therefore, a built-in electric field does exist in our structures and its relative value could thus roughly be estimated from this experiment.

3. Preliminary experiments to demonstrate the presence of spontaneous currents

The inset of **Fig. 4a** shows the geometry of our PV measurements while the main graph shows the outcome. It is clearly seen that prominent resonant responses occur under CR conditions ($B \approx 5$ T) and they reverse with reverse of magnetic field. The very fact of these responses contradicts familiar IQH picture because CR transitions between zero-velocity Landau states should not result in in-plane responses in the absence of electric bias. It follows that the electrons responsible for CR in the PV spectrum are definitely not zero-velocity IQH electrons. This guess is strongly supported by the fact that the intensity of CR in the PV spectra weakly depends on whether the laser light has CR-active or CR-inactive circular polarization. Therefore, the electrons responsible for these spectra obey their own selection rules different from that for conventional IQH electrons. The also remarkable fact is CR in PV spectrum looks considerably wider than CR in transmission spectra though PV responses prove to be linear up to the highest laser intensity. Therefore, the density of electrons responsible for the PV spectra is much less than the density of conventional IQH electrons responsible for optical transmission spectra because otherwise CR width should be the same. This

observation strongly supports a crucial role of minority of electrons those are effectively in a strong built-in field and hence provide a relatively high broadening of the CR lines.

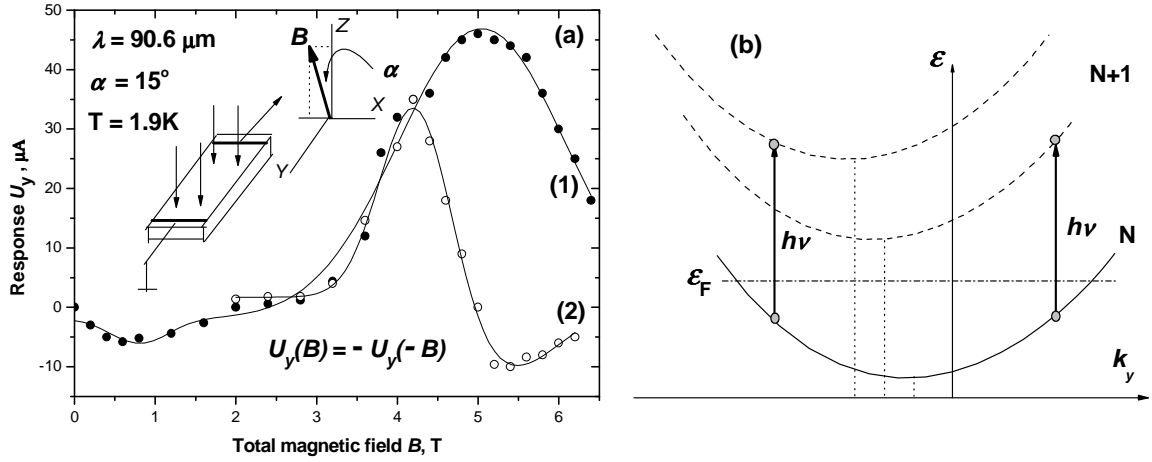


Fig. 4. (a) PV responses in the Y-direction as a function of tilted magnetic field. (1) Sample with a higher built-in field; (2) Sample with a lower built-in field. Solid lines are a guide for the eye. Inset shows experimental geometry. Responses reverse with the reverse of magnetic field. **(b) CR optical transitions in an unbiased IQH system with lifted Landau level degeneracy.** The lifting of degeneracy is accompanied by the shift of newly emerged Landau subbands in k -space. The shift is supposed to be a function of in-plane magnetic field as well as of Landau quantum number.

To clarify the difference in CR lineshape for the samples with different built-in field, let us specify the mechanisms responsible for CR in the PV spectra. To this aim, let us consider the scheme of CR optical transitions in an unbiased IQH system where the Landau level degeneracy is lifted in such a way that the newly emerged subbands are shifted in k -space depending on the in-plane magnetic field as well as on the Landau quantum number (**Fig. 4(b)**). It is clearly seen that the electrons with a positive in-plane velocity should have the resonant magnetic field lower than that for the electrons with a negative velocity. As a result, one would expect a bipolar CR lineshape, if the variance of resonant magnetic field is higher than the subbands' broadening. In the opposite limit of a higher broadening, one would expect rather a monopolar CR lineshape and that is just what we observe [19].

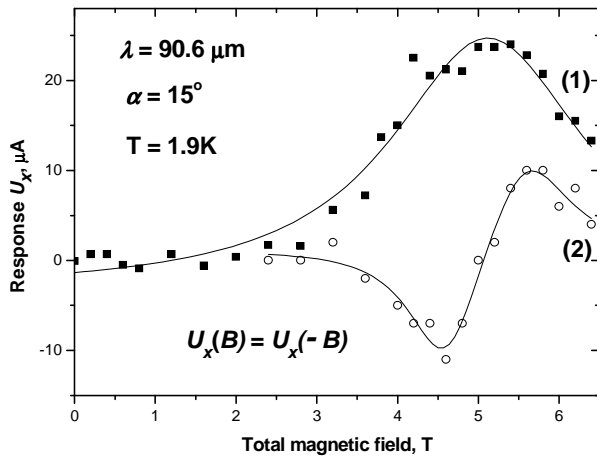


Fig. 5. PV responses in the X-direction as a function of tilted magnetic field. (1) Sample with a higher built-in field; (2) Sample with a lower built-in field. Solid lines are a guide for the eye. Responses do not reverse with the reverse of magnetic field.

A separate problem is the behaviour of PV responses in the X-direction. To find it, we simply rotate the sample by 90° about Z-axis and then repeat our measurements. The outcome is shown in **Fig. 5**. It is seen that a prominent CR occurs in PV spectra in the X-direction as well but now they do not reverse with the

reverse of magnetic field. CR has also a monopolar lineshape at high built-in fields while it is of a bipolar lineshape at relatively low built-in fields.

At first sight, these observations contradict the concept of spontaneous currents, which predict only a light-induced polarization in the X -direction. However, this is not so, if we take into account an electron scattering related to the emergence of vacant states under the photo-excitation. The point is the scattering is spatially-asymmetric in the direction perpendicular to the external magnetic field, if we are dealing with an asymmetric confining potential [20]. Actually, it is a manifestation of the Lorentz force effect under the interaction with a scatterer. Therefore, if this mechanism really occurs, then the net current in the X -direction should be correlated with its counterpart in the Y -direction but, in contrast to the latter, should be insensitive to the direction of magnetic field. By comparison of **Fig. 4(a)** with **Fig. 5**, we see that this is indeed the case.

It should be noted, however, that the physical origin of the current in the X -direction differs in principle from that in the Y -direction. The latter behaves as an ohmic current provided by the electrons delocalized in the Y -direction. By contrast, the former behaves rather as a non-ohmic current related to the hopping between the adjacent quantum states those are strongly localized in the X -direction. To show that, we perform PV measurements with two samples which differ only in interface roughness: the first one has a clean (InSb-like) interface while the second one has a rough (AlAs-like) interface [21]. This means the scattering rate in the former should be much less than in the latter. PV spectra for these samples in both Y - and X -directions are shown in **Figs. 6(a)** and **6(b)**, respectively. It is clearly seen that the reduction of the scattering rate enhances the responses but strongly suppresses those in the X -direction and vice versa. This fact definitely supports the concept of long-range spontaneous currents in the Y -direction, which are spatially-separated in the X -direction.

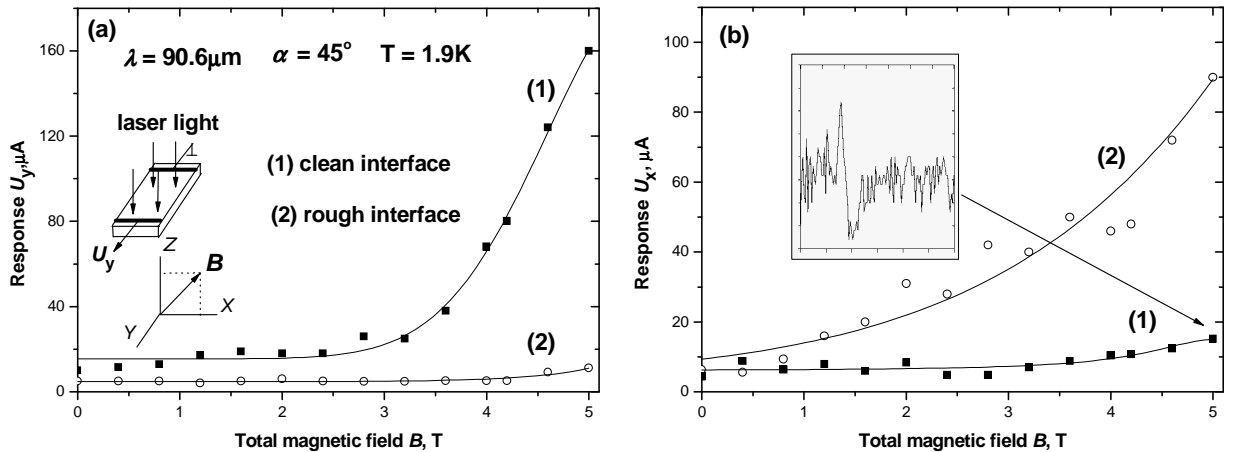


Fig. 6. Demonstration of a quite different dependence on the scattering rate for the PV responses in X - and Y -directions. (a) PV responses in the Y -direction as a function of magnetic field for the samples with different types of interfaces: (1) – clean (InSb-like) interface; (2) – rough (AlAs-like) interface. The inset shows experimental geometry. Solid lines are a guide for the eye. (b) PV responses in the X -direction under the same conditions. The inset shows the kinetics of PV responses in the cleaner sample under CR conditions. Timescale is 100ns/div.

Perhaps an even stronger argument in favour of this concept comes from the study of kinetics of PV responses in the X -direction for the cleaner sample. The point is instead of an ordinary kinetics duplicated that of the exciting laser pulse, here we observe something like a time derivative of laser pulse (dI/dt). Typical track is shown in the inset of **Fig. 6b**. Actually, it is just the effect that one would expect supposing the presence of a dipole moment in the X -direction for each electron with a nonzero velocity in the Y -direction. In this case, a nonzero light-induced net current in the Y -direction should always be accompanied by a nonzero net polarization in the X -direction. As a result, one would expect a non-steady displacement current related in the X -direction, which is insensitive to the reversing of magnetic field, and that is just what we observe in the experiment.

Finally, to examine our concept, we have carried out the PV measurements when the energy of light quanta is as low as 3.2meV. These quanta are provided by a heavy-water (D_2O) laser with pulse duration of about 100ns while the incident intensity is about 20 W/cm^2 . Here we can tilt the magnetic field at an angle as high as about 60° remaining under the CR conditions. **Fig. 7** presents the resonant component of PV responses in both Y - and X -directions as a function of magnetic field.

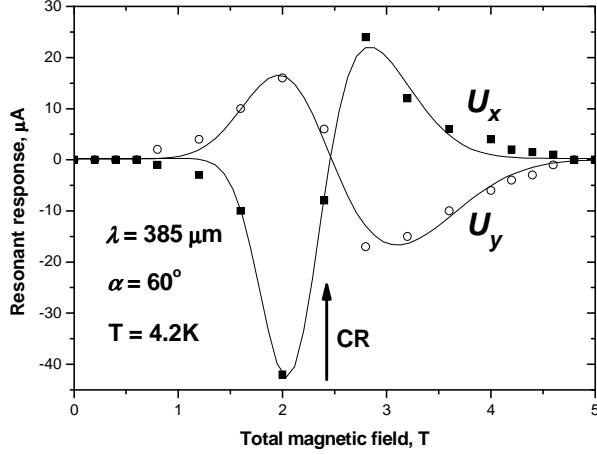


Fig. 7. Resonant PV responses in both Y- and X-directions under the excitation with a lower energy of light quanta. The energy of light quanta is as low as 3.2meV. Vertical arrow shows CR position deduced from that observed at light quanta of about 13.7meV. Solid lines are a guide for the eye.

It is seen that despite of the significant changing of experimental conditions, the characteristic features of CR in the PV spectra remain qualitatively the same: CR is very wide and is of a bipolar lineshape in both directions. The behaviour of the responses in Y- and X-direction with the reverse of magnetic field is the same as in **Figs. 4(a)** and **5**, respectively.

4. Interpretation in terms of a macroscopic quantum phase

However, if the current-carrying states do exist in the bulk of our system, then the electrons' velocities in these states should correlate with their X-coordinates and this correlation does not imply any spatial periodicity *regardless* of the system length. To examine this point directly, we perform the experiment shown in the inset of **Fig. 8a**. Here we use a large sample ($19 \times 12 \text{ mm}^2$) with identical short contact pairs those are simply a translation of single pair (1mm long) in the X-direction in increments of 2mm. To avoid a direct effect of edge potential on the contacts, each contact is remote from the closest edge by about 0.5mm. For the sake of convenience, all pairs are numbered from left to right.

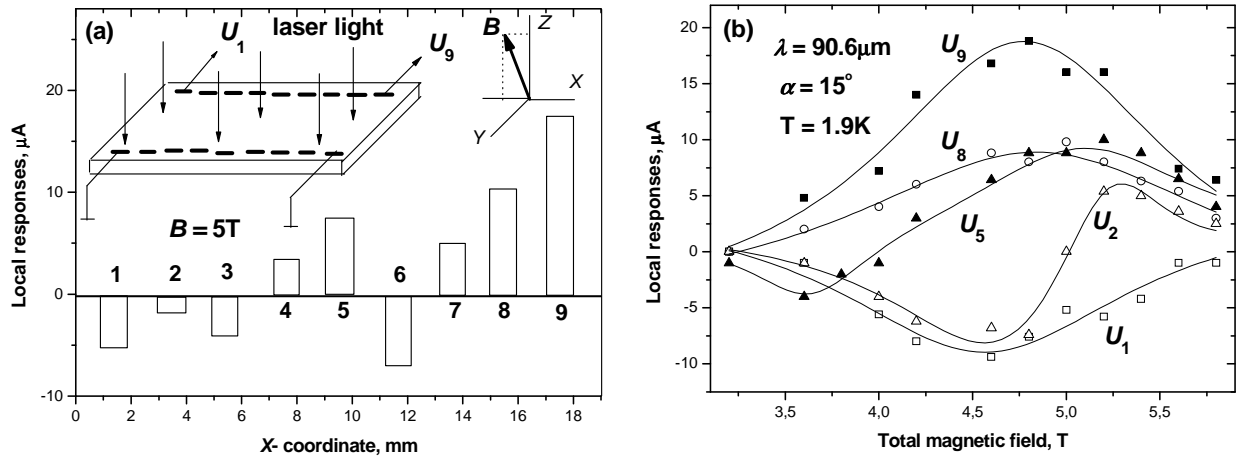


Fig. 8. Spatial distribution of local PV responses under a fixed magnetic field. (a) The magnetic field is about 5T. All contacts are quite identical and each of them is 1mm in length. The distance between the adjacent contacts is also 1mm. The sample length is 19mm. Responses are presented as a diagram with the rectangles of a proper height, polarity and site. The inset shows experimental geometry.

(b) Local PV spectra obtained from identical contact pairs under the same experimental conditions. We show the spectra obtained from the pairs with the following serial number: $i = 1; 2; 5; 8; 9$. Solid lines are a guide for the eye.

Some of the local spectra are shown in **Fig. 8b**. It is clearly seen that they indeed differ drastically from each other despite of exactly the same experimental conditions. To survey the entire map of spatial distribution of the responses, we display all of them at a fixed magnetic field of about 5T (**Fig. 8a**, main panel). They clearly are a strong function of X-coordinate with no spatial periodicity within the sample length. Reversed B leads to their spatial redistribution roughly in accordance with the following relation: $U_i(B) = -U_{n-i+1}(-B)$, where i is the ordinal number of a given pair and n is the total number of pairs. This fact clearly demonstrates that we are truly dealing with a spatial self-ordering of electrons but not with random responses.

By definition, the system can thus be regarded as being in a peculiar macroscopic quantum phase [22]. The phase thus emerges from the Quantum Hall state through a continuous quantum phase transition accompanied by the breaking of in-plane translational symmetry. To the best of our knowledge, no states of matter are currently known, in which both continuous and discrete translational symmetries are lacked at least in one direction. Certainly, one would expect that the so exotic phase of matter should demonstrate a truly extraordinary behaviour. This is indeed the case. For example, some local properties of a system in the phase may be extremely sensitive to a local perturbation *regardless* of its remoteness though, in terms of everyday intuition, such a property seems a bit mysterious indeed.

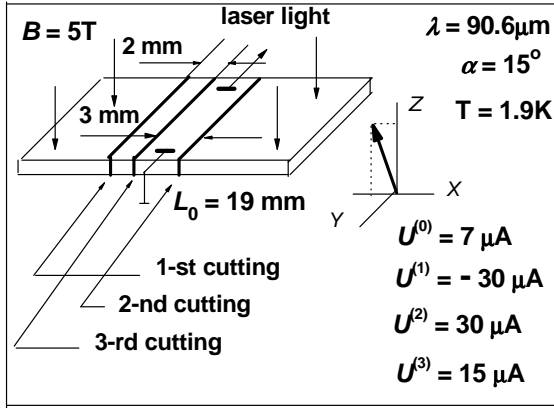


Fig. 9. Evidence for high sensitivity of local system's properties to a remote perturbation. PV response from a single contact pair is measured under the conditions of **Fig. 8a**. Three sequenced cuttings have been made so that each new edge is remote from the contacts on a quite macroscopic distance of no less than 1mm. The outcome is shown in the right-hand corner where the upper index denotes the number of cuttings before measurements.

To demonstrate this property directly, we perform the experiment shown in **Fig. 9**. We take again a large sample ($19 \times 12 \text{ mm}^2$) but now with a single short contact pair centered in the X-direction. At a fixed magnetic field, we measure PV response from this pair each time the sample has become shorter in the X-direction simply because of mechanical cuttings. The cuttings are such that any new sample edge is remote from the contacts on a quite macroscopic distance. The outcome is presented in the same figure. It is clearly seen that each cutting does change drastically the PV response so that even the sign of the response may be reversed through a macroscopically-remote cutting.

5. Demonstration of signaling through wavefunction collapse

The apparent success of our previous experiments gives us a chance to implement the scheme in **Fig. 1**. The idea of the experiment is illustrated in **Fig. 10**. If the electrons' eigenstates are truly spatially-separated long-range quantum orbits distributed over a macroscopic sample, then by the illumination of a part of the sample we can create the vacant orbits available to transit into them far beyond the laser spot. Alternatively, there could be a one more way to empty a longer orbit (1) through a scattering-induced transition into a shorter orbit (2). However, these transitions seem much less probable because they imply a full reverse of electron's velocity.

Potentially, the emergence of the vacant states beyond the laser spot may be detected just through the PV measurements we have implemented so far. The characteristic time of such a detection should be something like the quantum relaxation time of the order of 0.1ps for typical InAs-AlGaSb structures but definitely it

should not exceed the so-called Drude relaxation time of the order of 1ps [17]. On the other hand, the electron lifetime in higher Landau level is known to be about 100ps for the relevant range of CR energies and is ultimately determined by the emitting of optical phonons [23]. Such a relationship between the characteristic relaxation times seems close to ideal to demonstrate the signaling just in our PV measurements.

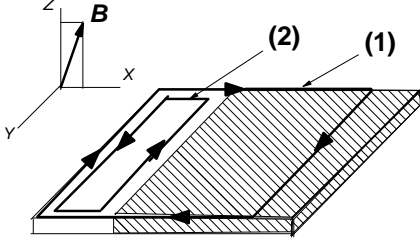


Fig. 10. Rough illustration of how vacant states could appear far beyond the laser spot. Two ways to achieve these states seem possible: either through a direct light-induced excitation of the electron in a long-range orbit (1) or through a scattering-induced transition from the orbit (1) into a shorter vacant orbit (2) though the latter way seems less probable because of a full reverse of electron's in-plane velocity. Shading denotes the unlit system's domain.

An appropriate experiment is shown in the inset of **Fig. 11a**. Once more, we take a large sample ($19 \times 12 \text{ mm}^2$) but now with two short contact pairs so that the position of the first one is the position of the pair number one in **Fig. 8a** while the position of the second pair is the position of the pair number nine in **Fig. 8a**. We cover about two-thirds of the sample with a non-transparent plate. The first pair is thus within the laser spot while the second one is remote from the laser spot at a distance as long as about 1cm. The other conditions are the same as in **Fig. 8a**. We measure PV responses from both pairs at a fixed resonant magnetic field ($B = 5 \text{ T}$).

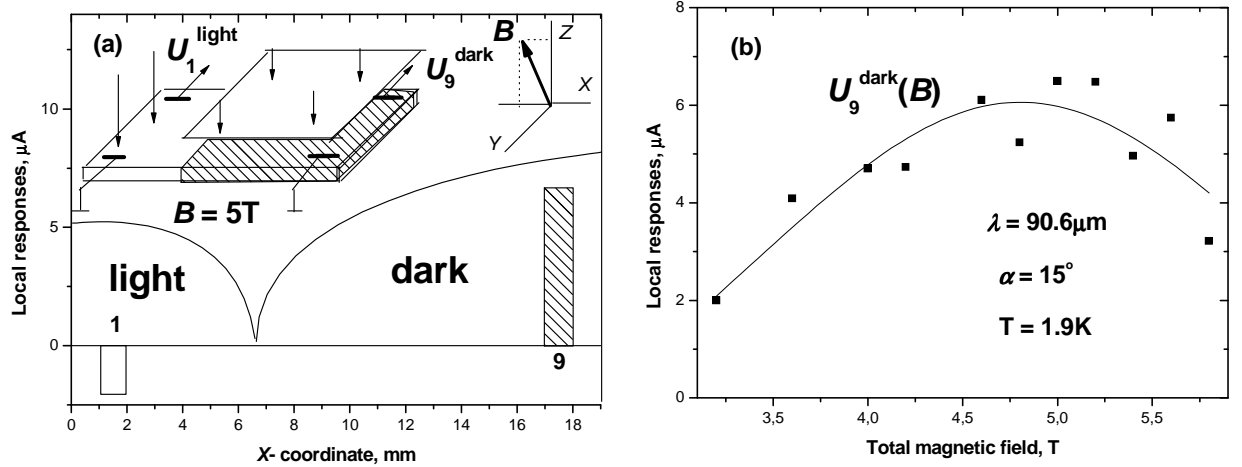


Fig. 11. (a) Banner experiment to demonstrate a signaling through wavefunction collapse in macroscopic quantum phase with broken translational symmetry. The conditions are the same as in **Fig. 8a**. Only one-third of the sample is exposed to light so that one pair is inside the laser spot while another one is remote from the laser spot on a distance of 1cm. Geometry of the experiment (inset) and the outcome (main panel).
(b) Local PV spectrum obtained from the pair in the dark. Solid line is a guide for the eye.

The outcome is presented in the main panel of **Fig. 11a**. To be honest, it exceeds even the most optimistic expectations though, in terms of everyday intuition, it looks a bit crazy indeed. We see that a prominent PV response occurs in the dark domain far beyond the laser spot. Moreover, the response is even *higher* than that in the spotlight domain. CR spectrum of responses in the dark is shown in **Fig. 11b**. It is seen that here CR lineshape appear even wider than those in **Fig. 8b** and this fact may be regarded as the consequence of a dominant role of optical transitions in the vicinity of sample edges where the built-in electric field is expected to be even higher than in the bulk.

To be sure that the detected signal is irrelevant to a real transport of some local excitations from the spotlight domain, we perform synchronous detection of PV responses from both contact pairs. The outcome is

shown in **Fig. 12**. We see that there is no a delay between them within the temporal resolution of about 10ns. Therefore, any real transport should at least be ballistic with a mean free path of *more than 1cm* and with a speed of faster than 10^8 cm/s. This is absolutely impossible in our system because of a great number of scatterers provided the extremely short relaxation times.

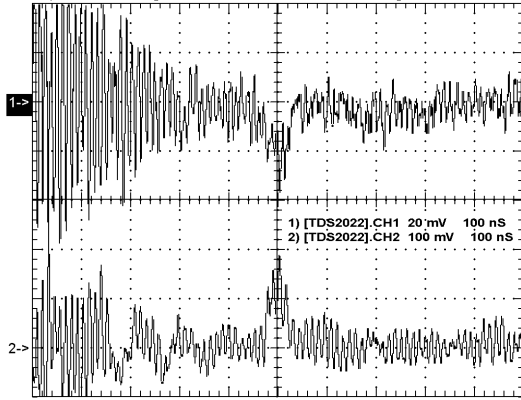


Fig. 12. Synchronous detection of the PV responses in the experiment in Fig. 11a. Upper track is the response from the illuminated pair. Lower track is the response from the pair in the dark. Both responses are amplified with the same gain factor. Timescale is 100ns/div.

In terms of the scheme in **Fig. 1**, both $\tau_{C \rightarrow A}$ and $\tau_{B \rightarrow C}$ are thus of the order of quantum relaxation time and hence they should be shorter than 1ps. The *nominal* speed of signaling in our experiment is thus no less than 10^{12} cm/s. However, it should be especially emphasised that this speed has nothing to do with a real motion of something because the very paradigm of motion is merely meaningless when we are dealing with wavefunction collapse. This means our experiment does not challenge the basic postulate of special relativity related to the impossibility of a faster-than-light motion. Rather, it strongly challenges the generally-recognized interpretation of any signaling in terms of a real motion and hence the interpretation of such a fundamental notion as simultaneity as well as causality in terms of special relativity.

Acknowledgements

Gratefully acknowledged are B. Y. Meltser and S. V. Ivanov (Ioffe Institute) for supplying by the MBE samples. The also acknowledged are S. D. Ganichev (University of Regensburg) and Y. V. Terent'ev (Ioffe Institute) for a long-term cooperation during the construction of the terahertz laser.

References

1. See, e.g., *A theory of everything?* (Nature's editorial poll), *Nature* **433**, 257 (2005).
2. Jammer, M., *The Philosophy of Quantum Mechanics* (New York, Wiley, 1974).
3. Bell, J. S., *Speakable and Unspeakeable in Quantum Mechanics* (Cambridge University Press, 1987).
4. Chirardi G. C., Weber T., *Lett. Nuovo Cimento* **26**, 599 (1979).
5. Chirardi G. C., Rimini A., Weber T. *Lett. Nuovo Cimento* **27**, 293 (1980).
6. Bussey R. V., *Phys. Lett.* **A90**, 9 (1982).
7. Shimony A. In *Proc. Int. Symp. on Foundations of Quantum Mechanics* (Tokyo, 1984) p. 225.
8. Ginzburg, V. L., Gorbatsevich, A. A., Kopaev, Y. V., Volkov, B. A., *Solid State Comm.* **50**, 339 (1984).
9. Dubovik, V. M., Martsenyuk, M.A., Saha, B., *Phys. Rev. E* **61**, 7087 (2000).
10. Gorbatsevich, A. A., Kapaev, V.V., Kopaev Y.V., *JETP Lett.* **57**, 580 (1993).
11. Yennie, D. R., *Rev. Mod. Phys.* **59**, 781 (1987).
12. Ivchenko, E. L., *Optical spectroscopy of semiconductor nanostructures* (Alpha Science Int., Harrow, UK, 2005).
13. Ganichev, S. D., Prettl, W. *Intense terahertz excitation of semiconductors*. Series on Semiconductor Science and Technology, vol. 14 (Oxford University Press, 2006).
14. Gorbatsevich, A. A., Kapaev, V.V., Kopaev, Y.V., *Ferroelectrics* **161**, 303 (1994).

15. Halperin B. I., *Phys. Rev. B* **25**, 2185 (1982).
16. DeTemple, T. A. *Pulsed optically pumped far-infrared lasers*, in *Infrared and Millimeter Waves*, vol. 1, *Sources of Radiation*, ed. K.J. Button (Academic Press, NY, 1979).
17. Brosig S., Ensslin K., Warburton R. J., Nguyen C., Brar B., Thomas M., Kroemer H., *Phys. Rev. B* **60**, R13989 (1999).
18. Altarelli, M., Maan, J. S., Chang L. L., Esaki L., *Phys. Rev. B* **35**, 9867-9870 (1987).
19. Rigorously, each of the absorbed quanta gives rise to an excited electron in higher Landau subband together with a vacancy (“hole”) in lower subband. Therefore, PV responses are always determined by the difference between these two contributions, which actually is nonzero just because of the spatial asymmetry. For simplicity, this point will be omitted in all further discussions.
20. Tarasenko, S. A., *Phys. Rev. B* **77**, 085328 (2008).
21. Brar B., Ibbetson J., Kroemer H., English J.H., *Appl. Phys. Lett.* **64**, 3392 (1994).
22. This aspect was reported on the 30th Int. Conf. on the Phys. of Semiconductors (Seoul, 2010): see the report by Emelyanov, S. A. and Ivanov, S.V. (temporal code MoE2-3).
23. Singh, S. K., McCombe B. D., Kono J., Allen S.J., Lo I., Mitchel W. C., Stutz C. E., *Phys. Rev. B* **58**, 7286 (1999).