

# POISSON GEOMETRY OF DIRECTED NETWORKS IN AN ANNULUS

MICHAEL GEKHTMAN, MICHAEL SHAPIRO, AND ALEK VAINSHTEIN

**ABSTRACT.** As a generalization of Postnikov's construction [P], we define a map from the space of edge weights of a directed network in an annulus into a space of loops in the Grassmannian. We then show that universal Poisson brackets introduced for the space of edge weights in [GSV3] induce a family of Poisson structures on rational-valued matrix functions and on the space of loops in the Grassmannian. In the former case, this family includes, for a particular kind of networks, the Poisson bracket associated with the trigonometric R-matrix.

## 1. INTRODUCTION

This is the second in the series of four papers initiated by [GSV3] and devoted to geometry behind directed networks on surfaces, with a particular emphasis on their Poisson properties.

In [GSV3], we concentrated on Postnikov's construction [P] that uses weighted directed planar graphs to parametrize cells in Grassmannians. We found that the space of edge weights can be endowed with a natural family of Poisson brackets (that we called *universal*) that "respect" the operation of concatenation of diagrams. Then we have shown that, under Postnikov's map these Poisson brackets induce a two-parameter family of Poisson brackets on the Grassmannian. Every Poisson bracket in this family is compatible (in the sense of [GSV1, GSV2]) with the cluster algebra on the Grassmannian described in [GSV1, S] and, on the other hand, endows the Grassmannian with a structure of a Poisson homogeneous space with respect to the natural action of the general linear group equipped with an R-matrix Poisson-Lie structure.

As was announced in [GSV3], the current paper builds a parallel theory for directed weighted networks in an annulus (or, equivalently, on a cylinder). First, we have to modify the definition of the boundary measurement map, whose image now consists of rational valued matrix functions of an auxiliary parameter associated with the notion of a *cut* (see Section 1). We then show that the analogue of Postnikov's construction leads to a map into the space of loops in the Grassmannian. Universal Poisson brackets for networks in an annulus are defined in exactly the same way as in the case of a disk. We show that they induce a two-parameter family of Poisson brackets on rational-valued boundary measurement matrices. In particular, when sources and sinks belong to distinct circles bounding the annulus, one of the generators of these family coincides with the Sklyanin R-matrix bracket associated with the trigonometric solution of the classical Yang-Baxter equation in

---

*Date:* November 8, 2018.

*2000 Mathematics Subject Classification.* 53D17, 14M15.

$sl(n)$ . Moreover, we prove that the two-parameter family of Poisson brackets can be further pushed-forward to the space of loops in the Grassmannian. In proving the latter, we departed from the approach of [GSV3] where the similar result was obtained via a more or less straightforward calculation. Such an approach would have been too cumbersome in our current setting. Instead, we found a way to utilize so-called *face weights* and their invariance under *path-reversal maps*.

The forthcoming third paper in this series [GSV4] focuses on particular graphs in an annulus that can be used to introduce a cluster algebra structure on the coordinate ring of the space of normalized rational functions in one variable. This space is birationally equivalent, via the Moser map [M], to any minimal irreducible coadjoint orbit of the group of upper triangular matrices associated with a Coxeter element of the permutation group. In this case, the Poisson bracket compatible with the cluster algebra structure coincides with the quadratic Poisson bracket studied in [FG1, FG2] in the context of Toda flows on minimal orbits. We show that cluster transformations serve as Bäcklund-Darboux transformations between different minimal Toda flows. The fourth paper [GSV5] solves, in the case of graphs in an annulus with one source and one sink, the inverse problem of restoring the weights from the image of the generalized Postnikov map. In the case of arbitrary planar graphs in a disk, this problem was completely solved by Postnikov [P] who proved that for a fixed minimal graph, the space of weights modulo gauge action is birational to its image. To the contrary, already for simplest graphs in an annulus, the corresponding map can only be shown to be finite.

The original application of directed weighted planar networks was in the study of total positivity, both in  $GL_n$  [KM, B, BFZ, FZ, Fa] and in Grassmannians [P]. We do not address this issue for networks in an annulus. It has been studied in a recent preprint [LP].

## 2. PERFECT PLANAR NETWORKS AND BOUNDARY MEASUREMENTS

**2.1. Networks, cuts, paths and weights.** Let  $G = (V, E)$  be a directed planar graph drawn inside an annulus with the vertex set  $V$  and the edge set  $E$ . Exactly  $n$  of its vertices are located on the boundary circles of the annulus and are called *boundary vertices*;  $n_1 \geq 0$  of them lie on the outer circle, and  $n_2 = n - n_1 \geq 0$  on the inner circle. The graph is considered up to an isotopy relative to the boundary (with fixed boundary vertices).

Each boundary vertex is marked as a source or a sink. A *source* is a vertex with exactly one outgoing edge and no incoming edges. *Sinks* are defined in the same way, with the direction of the single edge reversed. All the internal vertices of  $G$  have degree 3 and are of two types: either they have exactly one incoming edge, or exactly one outgoing edge. The vertices of the first type are called (and shown in figures) *white*, those of the second type, *black*.

A *cut*  $\rho$  is an oriented non-selfintersecting curve starting at a *base point* on the inner circle and ending at a base point on the outer circle considered up to an isotopy relative to the boundary (with fixed endpoints). We assume that the base points of the cut are distinct from the boundary vertices of  $G$ . For an arbitrary oriented non-selfintersecting curve  $\gamma$  with endpoints not lying on the cut  $\rho$  we denote by  $\text{ind}(\gamma)$  the algebraic intersection number of  $\gamma$  and  $\rho$ . Recall that each transversal intersection point of  $\gamma$  and  $\rho$  contributes to this number 1 if the oriented

tangents to  $\gamma$  and  $\rho$  at this point form a positively oriented basis, and  $-1$  otherwise. Non-transversal intersection points are treated in a similar way.

Let  $x_1, \dots, x_d$  be independent variables. A *perfect planar network in an annulus*  $N = (G, \rho, w)$  is obtained from a graph  $G$  equipped with a cut  $c$  as above by assigning a weight  $w_e \in \mathbb{Z}(x_1, \dots, x_d)$  to each edge  $e \in E$ . Below we occasionally write “network” instead of “perfect planar network in an annulus”. The graph  $G$  as above with edges weighted by nonzero real numbers obtained by specializing the variables  $x_1, \dots, x_d$  in the expressions for  $w_e$  is considered as a point in the *space of edge weights*  $\mathcal{E}_N$ . In fact,  $\mathcal{E}_N$  is the image of a rational map  $\mathbb{R}^d \rightarrow (\mathbb{R} \setminus 0)^{|E|}$ .

A *path*  $P$  in  $N$  is an alternating sequence  $(v_1, e_1, v_2, \dots, e_r, v_{r+1})$  of vertices and edges such that  $e_i = (v_i, v_{i+1})$  for any  $i \in [1, r]$ . Sometimes we omit the names of the vertices and write  $P = (e_1, \dots, e_r)$ . A path is called a *cycle* if  $v_{r+1} = v_1$  and a *simple cycle* if additionally  $v_i \neq v_j$  for any other pair  $i \neq j$ .

To define the weights of the paths we need the following construction. Consider a closed oriented polygonal plane curve  $C$ . Let  $e'$  and  $e''$  be two consequent oriented segments of  $C$ , and let  $v$  be their common vertex. We assume for simplicity that for any such pair  $(e', e'')$ , the cone spanned by  $e'$  and  $e''$  is not a line; in other words, if  $e'$  and  $e''$  are collinear, then they have the same direction. Observe that since  $C$  is not necessarily simple, there might be other edges of  $C$  incident to  $v$ . Let  $l$  be an arbitrary oriented line. Define  $c_l(e', e'') \in \mathbb{Z}/2\mathbb{Z}$  in the following way:  $c_l(e', e'') = 1$  if the directing vector of  $l$  belongs to the interior of the cone spanned by  $e'$  and  $e''$  and  $c_l(e', e'') = 0$  otherwise. Define  $c_l(C)$  as the sum of  $c_l(e', e'')$  over all pairs of consequent segments in  $C$ . It follows immediately from Theorem 1 in [GrSh] that  $c_l(C)$  does not depend on  $l$ , provided  $l$  is not collinear to any of the segments in  $C$ . The common value of  $c_l(C)$  for different choices of  $l$  is denoted by  $c(C)$  and called the *concordance number* of  $C$ . In fact,  $c(C)$  equals mod 2 the rotation number of  $C$ ; the definition of the latter is similar, but more complicated.

In what follows we assume without loss of generality that  $N$  is drawn in such a way that all its edges and the cut are smooth curves. Moreover, any simple path in  $N$  is a piecewise-smooth curve with no cusps, at any boundary vertex of  $N$  the edge and the circle intersect transversally, and the same holds for the cut at both of its base points. Given a path  $P$  between a source  $b'$  and a sink  $b''$ , we define a closed piecewise-smooth curve  $C_P$  in the following way: if both  $b'$  and  $b''$  belong to the same circle,  $C_P$  is obtained by adding to  $P$  the path between  $b''$  and  $b'$  that goes counterclockwise along the boundary of the corresponding circle. Otherwise, if  $b'$  and  $b''$  belong to distinct circles,  $C_P$  is obtained by adding to  $P$  the path that starts at  $b''$ , goes counterclockwise along the corresponding circle to the base point of the cut, follows the cut to the other base point and then goes counterclockwise along the other circle up to  $b'$ . Clearly, the obtained curve  $C_P$  does not have cusps, so its concordance number  $c(C_P)$  can be defined in a straightforward manner via polygonal approximation.

Finally the weight of  $P$  is defined as

$$(2.1) \quad w_P = w_P(\lambda) = (-1)^{c(C_P)-1} \lambda^{\text{ind}(P)} \prod_{e \in P} w_e,$$

where  $\lambda$  is an auxiliary independent variable. Occasionally, it will be convenient to assume that the internal vertices of  $G$  do not lie on the cut and to rewrite the

above formula as

$$(2.2) \quad w_P = (-1)^{c(C_P)-1} \prod_{e \in P} \bar{w}_e,$$

where  $\bar{w}_e = w_e \lambda^{\text{ind}(e)}$  are *modified edge weights*. Observe that the weight of a path is a relative isotopy invariant, while modified edge weights are not. The weight of an arbitrary cycle in  $N$  is defined in the same way via the concordance number of the cycle.

If edges  $e_i$  and  $e_j$  in  $P$  coincide and  $i < j$ , the path  $P$  can be decomposed into the path  $P' = (e_1, \dots, e_{i-1}, e_i = e_j, e_{j+1}, \dots, e_r)$  and the cycle  $C^0 = (e_i, e_{i+1}, \dots, e_{j-1})$ . Clearly,  $c(C_P) = c(C_{P'}) + c(C^0)$ , and hence

$$(2.3) \quad w_P = -w_{P'} w_{C^0}.$$

An example of a perfect planar network in an annulus is shown in Fig. 2.1 on the left. It has two sources,  $b$  on the outer circle and  $b''$  on the inner circle, and one sink  $b'$  on the inner circle. Each edge  $e_i$  is labelled by its weight. The cut is shown by the dashed line. The same network is shown in Fig. 2.1 on the right; it differs from the original picture by an isotopic deformation of the cut.

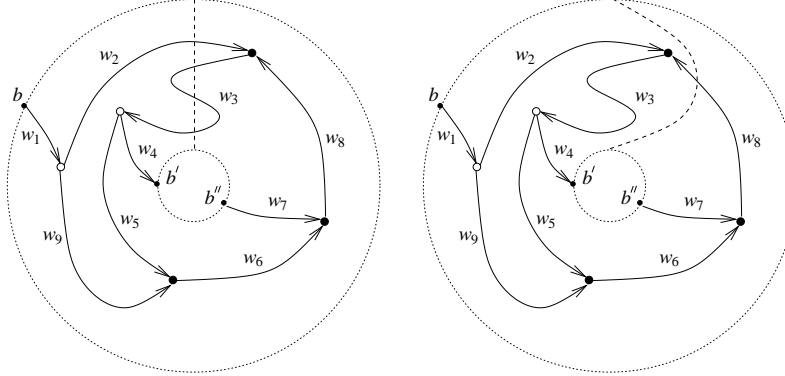


FIGURE 2.1. A perfect planar network in an annulus

Consider the path  $P_1 = (e_1, e_2, e_3, e_4)$  from  $b$  to  $b'$ . Its algebraic intersection number with the cut equals 0 (in the left picture, two intersection points contribute 1 each, and two other intersection points contribute  $-1$  each; in the right picture there are no intersection points). The concordance number of the corresponding closed curve  $C_{P_1}$  equals 1. Therefore, (2.1) gives  $w_{P_1} = w_1 w_2 w_3 w_4$ . On the other hand, the modified weights for the left picture are given by  $\bar{w}_1 = w_1$ ,  $\bar{w}_2 = \lambda w_2$ ,  $\bar{w}_3 = \lambda^{-1} w_3$ ,  $\bar{w}_4 = w_4$ , and hence, computation via (2.2) gives  $w_{P_1} = \bar{w}_1 \bar{w}_2 \bar{w}_3 \bar{w}_4 = w_1 w_2 w_3 w_4$ . Finally, the modified weights for the relevant edges in the right picture coincide with the original weights, and we again get the same result.

Consider the path  $P_2 = (e_7, e_8, e_3, e_4)$  from  $b''$  to  $b'$ . Its algebraic intersection number with the cut equals  $-1$ , and the concordance number of the corresponding closed curve  $C_{P_2}$  equals 1. Therefore,  $w_{P_2} = \lambda^{-1} w_3 w_4 w_7 w_8$ . The same result can be obtained by using modified weights.

Finally, consider the path  $P_3 = (e_1, e_2, e_3, e_5, e_6, e_8, e_3, e_4)$  from  $b$  to  $b'$ . Clearly,  $w_{P_3} = -\lambda^{-1} w_1 w_2 w_3^2 w_4 w_5 w_6 w_8$ . The path  $P_3$  can be decomposed into the path  $P_1$

as above and a cycle  $C^0 = (e_3, e_5, e_6, e_8)$  with the weights  $w_{P_1} = w_1 w_2 w_3 w_4$  and  $w_{C^0} = \lambda^{-1} w_3 w_5 w_6 w_8$ , hence relation (2.3) yields the same expression for  $w_{P_3}$  as before.

Let us see how moving a base point of the cut affects the weights of paths. Let  $N = (G, \rho, w)$  and  $N' = (G, \rho', w)$  be two networks with the same graph and the same weights, and assume that the cuts  $\rho$  and  $\rho'$  are not isotopic. More exactly, let us start moving a base point of the cut in the counterclockwise direction. Assume that  $b$  is the first boundary vertex in the counterclockwise direction from the base point of  $\rho$  that is being moved. Clearly, nothing is changed while the base point and  $b$  do not interchange. Let  $\rho'$  be the cut obtained after the interchange, and assume that no other interchanges occurred. Then the relation between the weight  $w_P$  of a path  $P$  in  $N$  and its weight  $w'_P$  in  $N'$  is given by the following proposition.

**Proposition 2.1.** *For  $N$  and  $N'$  as above,*

$$w'_P(\lambda) = ((-1)^{\alpha(P)} \lambda)^{\beta(b, P)} w_P,$$

where  $\alpha(P)$  equals 0 if the endpoints of  $P$  lie on the same circle and 1 otherwise, and

$$\beta(b, P) = \begin{cases} 1 & \text{if } b \text{ is the sink of } P, \\ -1 & \text{if } b \text{ is the source of } P, \\ 0 & \text{otherwise.} \end{cases}$$

*Proof.* The proof is straightforward. □

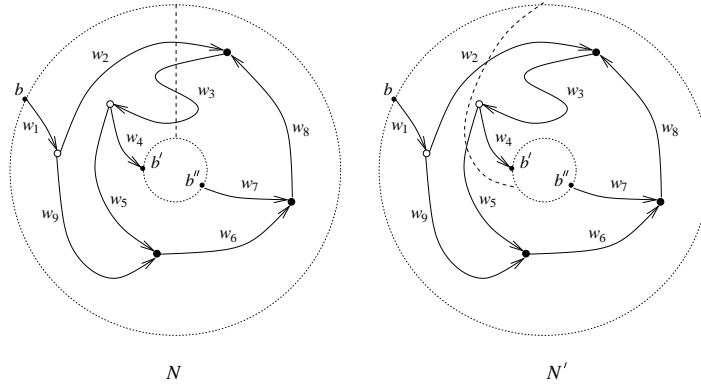


FIGURE 2.2. Moving the base point of the cut

For example, consider the networks  $N$  and  $N'$  shown in Fig. 2.2. The base point of the cut lying on the inner circle interchanges positions with the sink  $b'$ . The path  $P_1$  from the previous example goes from the outer circle to the inner circle, so  $\alpha(P_1) = 1$ ; besides,  $b'$  is the sink of  $P_1$ , so  $\beta(b', P_1) = 1$ . Therefore, by Proposition 2.1,  $w'_{P_1} = -\lambda w_{P_1} = -\lambda w_1 w_2 w_3 w_4$ , which coincides with the value obtained via (2.2). The path  $P_2$  from the previous example starts and ends at the inner circle, so  $\alpha(P_2) = 0$ . Besides,  $\beta(b', P_2) = 1$ , and hence, by Proposition 2.1,  $w'_{P_2} = \lambda w_{P_2} = w_1 w_2 w_3 w_4$ ; once again, this coincides with the value obtained via (2.2).

**2.2. Boundary measurements.** Given a perfect planar network in an annulus as above, we label its boundary vertices  $b_1, \dots, b_n$  in the following way. The boundary vertices lying on the outer circle are labelled  $b_1, \dots, b_{n_1}$  in the counterclockwise order starting from the first vertex that follows after the base point of the cut. The boundary vertices lying on the inner circle are labelled  $b_{n_1+1}, \dots, b_n$  in the clockwise order starting from the first vertex that follows after the base point of the cut. For example, for the network  $N$  in Fig. 2.2, the boundary vertices are labelled as  $b_1 = b$ ,  $b_2 = b''$ ,  $b_3 = b'$ , while for the network  $N'$ , one has  $b_1 = b$ ,  $b_2 = b'$ ,  $b_3 = b''$ .

The number of sources lying on the outer circle is denoted by  $k_1$ , and the corresponding set of indices, by  $I_1 \subset [1, n_1]$ ; the set of the remaining  $m_1 = n_1 - k_1$  indices is denoted by  $J_1$ . Similarly, the number of sources lying on the inner circle is denoted by  $k_2$ , and the corresponding set of indices, by  $I_2 \subset [n_1 + 1, n]$ ; the set of the remaining  $m_2 = n_2 - k_2$  indices is denoted by  $J_2$ . Finally, we denote  $I = I_1 \cup I_2$  and  $J = J_1 \cup J_2$ ; the cardinalities of  $I$  and  $J$  are denoted  $k = k_1 + k_2$  and  $m = m_1 + m_2$ .

Given a source  $b_i$ ,  $i \in I$ , and a sink  $b_j$ ,  $j \in J$ , we define the *boundary measurement*  $M(i, j)$  as the sum of the weights of all paths starting at  $b_i$  and ending at  $b_j$ . Assume first that the weights of the paths are calculated via (2.2). The boundary measurement thus defined is a formal infinite series in variables  $\bar{w}_e$ ,  $e \in E$ . The following proposition holds true in  $\mathbb{Z}[[\bar{w}_e, e \in E]]$ .

**Proposition 2.2.** *Let  $N$  be a perfect planar network in an annulus, then each boundary measurement in  $N$  is a rational function in the modified weights  $\bar{w}_e$ ,  $e \in E$ .*

*Proof.* The proof by induction on the number of internal vertices literally follows the proof of the similar statement in [GSV3]. The only changes are that modified weights are used instead of original weights and that the counterclockwise cyclic order  $\prec$  is replaced by the cyclic order  $\text{mod } n$  induced by the labelling.  $\square$

Taking into account the definition of the modified weights, we immediately get the following corollary.

**Corollary 2.3.** *Let  $N$  be a perfect planar network in an annulus, then each boundary measurement in  $N$  is a rational function in the parameter  $\lambda$  and the weights  $w_e$ ,  $e \in E$ .*

For example, the boundary measurement  $M(1, 2)$  in the network  $N'$  shown on Fig. 2.2 equals

$$\frac{w_1 w_3 w_4 (w_6 w_8 w_9 - \lambda w_2)}{1 + \lambda^{-1} w_3 w_5 w_6 w_8}.$$

Boundary measurements can be organized into a  $k \times m$  *boundary measurement matrix*  $M_N$  exactly as in the case of planar networks in the disk: let  $I = \{i_1 < i_2 < \dots < i_k\}$  and  $J = \{j_1 < j_2 < \dots < j_m\}$ , then  $M_N = (M_{pq})$ ,  $p \in [1, k]$ ,  $q \in [1, m]$ , where  $M_{pq} = M(i_p, j_q)$ . Let  $\text{Rat}_{k,m}$  stand for the space of real rational  $k \times m$  matrix functions in one variable. Then each network  $N$  defines a map  $\mathcal{E}_N \rightarrow \text{Rat}_{k,m}$  given by  $M_N$  and called the *boundary measurement map* corresponding to  $N$ .

The boundary measurement matrix has a block structure

$$M_N = \begin{pmatrix} M_1 & M_2 \\ M_3 & M_4 \end{pmatrix},$$

where  $M_1$  is  $k_1 \times m_1$  and  $M_4$  is  $k_2 \times m_2$ . Moving a base point of the cut changes the weights of paths as described in Proposition 2.1, which affects  $M_N$  in the following way. Define

$$\Lambda_+ = \begin{pmatrix} 0 & 1 & \dots & 0 \\ \vdots & \vdots & \ddots & \vdots \\ 0 & 0 & \dots & 1 \\ \lambda^{-1} & 0 & \dots & 0 \end{pmatrix}, \quad \Lambda_- = \begin{pmatrix} 0 & 1 & \dots & 0 \\ \vdots & \vdots & \ddots & \vdots \\ 0 & 0 & \dots & 1 \\ -\lambda^{-1} & 0 & \dots & 0 \end{pmatrix},$$

then interchanging the base point of the cut with  $b_1$  implies transformation

$$\begin{pmatrix} M_1 & M_2 \\ M_3 & M_4 \end{pmatrix} \mapsto \begin{pmatrix} \Lambda_+ M_1 & \Lambda_- M_2 \\ M_3 & M_4 \end{pmatrix},$$

if  $b_1$  is a source and

$$\begin{pmatrix} M_1 & M_2 \\ M_3 & M_4 \end{pmatrix} \mapsto \begin{pmatrix} M_1 \Lambda_+^{-1} & M_2 \\ M_3 \Lambda_-^{-1} & M_4 \end{pmatrix},$$

if  $b_1$  is a sink, while interchanging the base point of the cut with  $b_n$  yields

$$\begin{pmatrix} M_1 & M_2 \\ M_3 & M_4 \end{pmatrix} \mapsto \begin{pmatrix} M_1 & M_2 \\ \Lambda_+^T M_3 & \Lambda_-^T M_4 \end{pmatrix}.$$

if  $b_n$  is a source and

$$\begin{pmatrix} M_1 & M_2 \\ M_3 & M_4 \end{pmatrix} \mapsto \begin{pmatrix} M_1 & M_2 (\Lambda_+^{-1})^T \\ M_3 & M_4 (\Lambda_-^{-1})^T \end{pmatrix},$$

if  $b_n$  is a sink. Note that  $\Lambda_+$  and  $\Lambda_-$  are  $k_1 \times k_1$  in the first case,  $m_1 \times m_1$  in the second case,  $k_2 \times k_2$  in the third case and  $m_2 \times m_2$  in the fourth case.

**2.3. The space of face and trail weights.** Let  $N = (G, \rho, w)$  be a perfect network. Consider the  $\mathbb{Z}$ -module  $\mathbb{Z}^E$  generated by the edges of  $G$ . Clearly, points of  $\mathcal{E}_N$  can be identified with the elements of  $\text{Hom}(\mathbb{Z}^E, \mathbb{R}^*)$  via  $w(\sum n_i e_i) = \prod w_{e_i}^{n_i}$ , where  $\mathbb{R}^*$  is the abelian multiplicative group  $\mathbb{R} \setminus 0$ . Further, consider the  $\mathbb{Z}$ -module  $\mathbb{Z}^V$  generated by the vertices of  $G$  and its  $\mathbb{Z}$ -submodule  $\mathbb{Z}^{V_0}$  generated by the internal vertices. An arbitrary element  $\varphi \in \text{Hom}(\mathbb{Z}^V, \mathbb{R}^*)$  acts on  $\mathcal{E}_N$  as follows: if  $e = (u, v)$  then

$$w_e \mapsto w_e \frac{\varphi(v)}{\varphi(u)}.$$

Therefore, the weight of a path between the boundary vertices  $b_i$  and  $b_j$  is multiplied by  $\varphi(b_j)/\varphi(b_i)$ . It follows that the *gauge group*  $\mathfrak{G}$ , which preserves the weights of all paths between boundary vertices, consists of all  $\varphi \in \text{Hom}(\mathbb{Z}^V, \mathbb{R}^*)$  such that  $\varphi(b) = 1$  for any boundary vertex  $b$ , and can be identified with  $\text{Hom}(\mathbb{Z}^{V_0}, \mathbb{R}^*)$ . Thus, the boundary measurement map  $\mathcal{E}_N \rightarrow \text{Rat}_{k,m}$  factors through the quotient space  $\mathcal{F}_N = \mathcal{E}_N / \mathfrak{G}$  as follows:  $M_N = M_N^{\mathcal{F}} \circ y$ , where  $y : \mathcal{E}_N \rightarrow \mathcal{F}_N$  is the projection. The space  $\mathcal{F}_N$  is called the *space of face and trail weights* for the following reasons.

First, by considering the cochain complex

$$0 \rightarrow \mathfrak{G} \rightarrow \mathcal{E}_N \rightarrow 0$$

with the coboundary operator  $\delta : \mathfrak{G} \rightarrow \mathcal{E}_N$  defined by  $\delta(\varphi)(e) = \varphi(v)/\varphi(u)$  for  $e = (u, v)$ , we can identify  $\mathcal{F}_N$  with the first relative cohomology  $H^1(G, \partial G; \mathbb{R}^*)$ , where  $\partial G$  is the set of all boundary vertices of  $G$ .

Second, consider a slightly more general situation, when the annulus is replaced by an arbitrary Riemann surface  $\Sigma$  with the boundary  $\partial\Sigma$ , and  $G$  is embedded into



$\Sigma$  in such a way that all vertices of degree 1 belong to  $\partial\Sigma$  (boundary vertices). Then the exact sequence of relative cohomology with coefficients in  $\mathbb{R}^*$  gives

$$\begin{aligned} 0 \rightarrow H^0(G \cup \partial\Sigma, \partial\Sigma) \rightarrow H^0(G \cup \partial\Sigma) \rightarrow H^0(\partial\Sigma) \rightarrow \\ H^1(G \cup \partial\Sigma, \partial\Sigma) \rightarrow H^1(G \cup \partial\Sigma) \rightarrow H^1(\partial\Sigma) \rightarrow 0. \end{aligned}$$

Evidently,  $H^1(G, \partial G) \simeq H^1(G \cup \partial\Sigma, \partial\Sigma)$ . Next,  $H^0(G \cup \partial\Sigma, \partial\Sigma) = 0$ , and hence  $H^1(G, \partial G) \simeq \ker(H^1(G \cup \partial\Sigma) \rightarrow H^1(\partial\Sigma)) \oplus H^0(\partial\Sigma) / \text{im}(H^0(G \cup \partial\Sigma)) = \mathcal{F}_N^f \oplus \mathcal{F}_N^t$ .

**ya by dazhe napsal**

$$H^1(G \cup \partial\Sigma) / H^1(\partial\Sigma) \oplus H^0(\partial\Sigma) / H^0(G \cup \partial\Sigma)$$

**ili eto slishkom naglo?**

The space  $\mathcal{F}_N^f$  can be described as follows. Graph  $G$  divides  $\Sigma$  into a finite number of connected components called *faces*. The boundary of each face consists of edges of  $G$  and, possibly, of several arcs of  $\partial\Sigma$ . A face is called *bounded* if its boundary contains only edges of  $G$  and *unbounded* otherwise.

Given a face  $f$ , we define its *face weight*  $y_f$  as the function on  $\mathcal{E}_N$  that assigns to the edge weights  $w_e$ ,  $e \in E$ , the value

$$(2.4) \quad y_f = \prod_{e \in \partial f} w_e^{\gamma_e},$$

where  $\gamma_e = 1$  if the direction of  $e$  is compatible with the counterclockwise orientation of the boundary  $\partial f$  and  $\gamma_e = -1$  otherwise. It follows immediately from the definition that face weights are invariant under the gauge group action, and hence are functions on  $FF_N^f$ , and, moreover, form a basis.

Consider now the space  $\mathcal{F}_N^t$ . If  $\Sigma$  is a disk, then  $\mathcal{F}_N^t = 0$ , and hence  $\mathcal{F}_N$  and  $\mathcal{F}_N^f$  coincide. This case was studied in [GSV3], and the space  $\mathcal{F}_N$  was called there the *space of face weights*. If  $\Sigma$  is an annulus, there are two possible cases. Indeed,  $\dim H^1(\partial\Sigma) = 2$ . The dimension of  $H^1(G \cup \partial\Sigma)$  is either 2 or 1, depending on the existence of a trail connecting the components of  $\partial\Sigma$ . Here a *trail* is a sequence  $(v_1, \dots, v_{k+1})$  of vertices such that either  $(v_i, v_{i+1})$  or  $(v_{i+1}, v_i)$  is an edge in  $G$  for all  $i \in [1, k]$  and the endpoints  $v_1$  and  $v_{k+1}$  are boundary vertices of  $G$ . Given a trail  $t$ , the *trail weight*  $y_t$  is defined as

$$y_t = \prod_{i=1}^k w(v_i, v_{i+1}),$$

where

$$w(v_i, v_{i+1}) = \begin{cases} w_e & \text{if } e = (v_i, v_{i+1}) \in E, \\ w_e^{-1} & \text{if } e = (v_{i+1}, v_i) \in E. \end{cases}$$

Clearly, the trail weights are invariant under the action of the gauge group.

If there is no trail connecting the inner and the outer circles, then  $\dim H^1(G \cup \partial\Sigma) = 2$ , and hence  $\mathcal{F}_N^t = 0$ . Otherwise,  $\dim H^1(G \cup \partial\Sigma) = 1$ , and hence  $\dim \mathcal{F}_N^t = 1$ . The functions on  $\mathcal{F}_N^t$  are generated by the weight of any connecting trail.



## 3. POISSON PROPERTIES OF THE BOUNDARY MEASUREMENT MAP

**3.1. Poisson structures on the spaces  $\mathcal{E}_N$  and  $\mathcal{F}_N$ .** Let  $G$  be a directed planar graph in an annulus as described in Section 2.1. A pair  $(v, e)$  is called a *flag* if  $v$  is an endpoint of  $e$ . To each internal vertex  $v$  of  $G$  we assign a 3-dimensional space  $(\mathbb{R} \setminus 0)_v^3$  with coordinates  $x_v^1, x_v^2, x_v^3$ . We equip each  $(\mathbb{R} \setminus 0)_v^3$  with a Poisson bracket  $\{\cdot, \cdot\}_v$ . It is convenient to assume that the flags involving  $v$  are labelled by the coordinates, as shown on Figure 3.1.

FIGURE 3.1. Edge labelling for  $\mathbb{R}_v^3$ 

Besides, to each boundary vertex  $b_j$  of  $G$  we assign a 1-dimensional space  $(\mathbb{R} \setminus 0)_j$  with the coordinate  $x_j^1$  (in accordance with the above convention, this coordinate labels the unique flag involving  $b_j$ ). Define  $\mathcal{R}$  to be the direct sum of all the above spaces; thus, the dimension of  $\mathcal{R}$  equals twice the number of edges in  $G$ . Note that  $\mathcal{R}$  is equipped with a Poisson bracket  $\{\cdot, \cdot\}_{\mathcal{R}}$ , which is defined as the direct sum of the brackets  $\{\cdot, \cdot\}_v$ ; that is,  $\{x, y\}_{\mathcal{R}} = 0$  whenever  $x$  and  $y$  are not defined on the same  $(\mathbb{R} \setminus 0)_v^3$ . We say that the bracket  $\{\cdot, \cdot\}_{\mathcal{R}}$  is *universal* if each of  $\{\cdot, \cdot\}_v$  depends only on the color of the vertex  $v$ .

Define the weights  $w_e$  by

$$(3.1) \quad w_e = x_v^i x_u^j,$$

provided the flag  $(v, e)$  is labelled by  $x_v^i$  and the flag  $(u, e)$  is labelled by  $x_u^j$ . In other words, the weight of an edge is defined as the product of the weights of the two flags involving this edge. Therefore, in this case the space of edge weights  $\mathcal{E}_N$  coincides with the entire  $(\mathbb{R} \setminus 0)^{|E|}$ , and the weights define a *weight map*  $w: (\mathbb{R} \setminus 0)^d \rightarrow (\mathbb{R} \setminus 0)^{|E|}$ . We require the pushforward of  $\{\cdot, \cdot\}_{\mathcal{R}}$  to  $(\mathbb{R} \setminus 0)^{|E|}$  by the weight map to be a well defined Poisson bracket; this can be regarded as an analog of the Poisson–Lie property for groups.

**Proposition 3.1.** *Universal Poisson brackets  $\{\cdot, \cdot\}_{\mathcal{R}}$  such that the weight map  $w$  is Poisson form a 6-parametric family defined by relations*

$$(3.2) \quad \{x_v^i, x_v^j\}_v = \alpha_{ij} x_v^i x_v^j, \quad i, j \in [1, 3], i \neq j,$$

at each white vertex  $v$  and

$$(3.3) \quad \{x_v^i, x_v^j\}_v = \beta_{ij} x_v^i x_v^j, \quad i, j \in [1, 3], i \neq j,$$

at each black vertex  $v$ .

*Proof.* Indeed, let  $v$  be a white vertex, and let  $e = (v, u)$  and  $\bar{e} = (v, \bar{u})$  be the two outgoing edges. By definition, there exist  $i, j, k, l \in [1, 3]$ ,  $i \neq j$ , such that  $w_e = x_v^i x_u^k$ ,  $w_{\bar{e}} = x_v^j x_{\bar{u}}^l$ . Therefore,

$$\{w_e, w_{\bar{e}}\}_N = \{x_v^i x_u^k, x_v^j x_{\bar{u}}^l\}_{\mathcal{R}} = x_u^k x_{\bar{u}}^l \{x_v^i, x_v^j\}_v,$$

where  $\{\cdot, \cdot\}_N$  stands for the pushforward of  $\{\cdot, \cdot\}_{\mathcal{R}}$ . Recall that the Poisson bracket in  $(\mathbb{R} \setminus 0)_v^3$  depends only on  $x_v^1$ ,  $x_v^2$  and  $x_v^3$ . Hence the only possibility for the

right hand side of the above relation to be a function of  $w_e$  and  $w_{\bar{e}}$  occurs when  $\{x_v^i, x_v^j\}_v = \alpha_{ij} x_v^i x_v^j$ , as required.

Black vertices are treated in the same way.  $\square$

The 6-parametric family of universal Poisson brackets described in Proposition 3.1 induces a 6-parametric family of Poisson brackets  $\{\cdot, \cdot\}_N$  on  $\mathcal{E}_N$ . Our next goal is to study the family of Poisson structures induced on  $\mathcal{F}_N$  by the map  $y$ .

**Theorem 3.2.** *The 6-parametric family  $\{\cdot, \cdot\}_N$  induces a 2-parametric family of Poisson brackets  $\{\cdot, \cdot\}_{\mathcal{F}_N}$  on  $\mathcal{F}_N$  with parameters  $\alpha$  and  $\beta$  given by*

$$(3.4) \quad \alpha = \alpha_{23} + \alpha_{13} - \alpha_{12}, \quad \beta = \beta_{23} + \beta_{13} - \beta_{12}.$$

*Proof.* In what follows it will be convenient to assume that boundary vertices are colored in *gray*. Let  $e = (u, v)$  be a directed edge. We say that the flag  $(u, e)$  is *positive*, and the flag  $(v, e)$  is *negative*. The color of a flag is defined as the color of the vertex participating in the flag.

Consider first a bracket of two face weights. Let  $f$  and  $f'$  be two faces of  $N$ . We say that a flag  $(v, e)$  is *common* to  $f$  and  $f'$  if both  $v$  and  $e$  belong to  $\partial f \cap \partial f'$ . Clearly, the bracket  $\{y_f, y_{f'}\}_{\mathcal{F}_N}$  can be calculated as the sum of the contributions of all flags common to  $f$  and  $f'$ .

Assume that  $(v, e)$  is a positive white flag common to  $f$  and  $f'$ , see Fig. 3.2.

Then  $y_f = \frac{x_v^3}{x_v^2} \bar{y}_f$  and  $y_{f'} = x_v^1 x_v^2 \bar{y}_{f'}$ , where  $x_v^i$  are the weights of flags involving  $v$  and  $\{x_v^i, \bar{y}_f\}_R = \{x_v^i, \bar{y}_{f'}\}_R = 0$ . Therefore, by (3.2), the contribution of  $(v, e)$  equals  $(\alpha_{12} - \alpha_{13} - \alpha_{23}) y_f y_{f'}$ , which by (3.4) equals  $-\alpha y_f y_{f'}$ .

Assume now that  $(v, e)$  is a negative white flag common to  $f$  and  $f'$ , see Fig. 3.2.

In this case  $y_f = \frac{1}{x_v^1 x_v^3} \bar{y}_f$  and  $y_{f'} = x_v^1 x_v^2 \bar{y}_{f'}$ , so the contribution of  $(v, e)$  equals  $(\alpha_{13} + \alpha_{23} - \alpha_{12}) y_f y_{f'} = \alpha y_f y_{f'}$ .




FIGURE 3.2. Contribution of a white common flag: a) positive flag; b) negative flag

In a similar way one proves that the contribution of a positive black flag common to  $f$  and  $f'$  equals  $-\beta y_f y_{f'}$ , and the contribution of a negative black flag common to  $f$  and  $f'$  equals  $\beta y_f y_{f'}$ . Finally, the contributions of positive and negative gray flags are clearly equal to zero. Therefore, the brackets  $\{y_f, y_{f'}\}_{\mathcal{F}_N}$  form a 2-parametric family with parameters  $\alpha$  and  $\beta$  defined by (3.4).

The case of a bracket  $\{y_f, y_t\}_{\mathcal{F}_N}$  is treated in a similar way.  $\square$

**3.2. Induced Poisson structures on  $\text{Rat}_{k,m}$ .** Fix an arbitrary pair of partitions  $I_1 \cup J_1 = [1, n_1]$ ,  $I_1 \cap J_1 = \emptyset$ ,  $I_2 \cup J_2 = [n_1 + 1, n]$ ,  $I_2 \cap J_2 = \emptyset$ , and denote  $k = |I_1| + |I_2|$ ,  $m = n - k = |J_1| + |J_2|$ . Let  $\text{Net}_{I_1, J_1, I_2, J_2}$  stand for the set of all perfect planar networks in an annulus with the sources  $b_i$ ,  $i \in I_1$  and sinks  $b_j$ ,  $j \in J_1$ , on the outer circle, sources  $b_i$ ,  $i \in I_2$  and sinks  $b_j$ ,  $j \in J_2$ , on the inner circle, and edge weights  $w_e$  defined by (3.1). We assume that the space of edge weights  $\mathcal{E}_N = \mathbb{R}^{|E|}$  is equipped with the Poisson bracket  $\{\cdot, \cdot\}_N$  obtained as the pushforward of the 6-parametric family  $\{\cdot, \cdot\}_R$  described in Proposition 3.1.

**Theorem 3.3.** *There exists a 2-parametric family of Poisson brackets on  $\text{Rat}_{k,m}$  with the following property: for any choice of parameters  $\alpha_{ij}$ ,  $\beta_{ij}$  in (3.2), (3.3) this family contains a unique Poisson bracket on  $\text{Rat}_{k,m}$  such that for any network  $N \in \text{Net}_{I_1, J_1, I_2, J_2}$  the map  $M_N: (\mathbb{R} \setminus 0)^{|E|} \rightarrow \text{Rat}_{k,m}$  is Poisson.*

*Proof.* First of all, we use the factorization  $M_N = M_N^{\mathcal{F}} \circ y$  to decrease the number of parameters. By Theorem 3.2, it suffices to consider the 2-parametric family

$$(3.5) \quad \{\bar{x}_v^2, \bar{x}_v^3\}_v = \alpha \bar{x}_v^2 \bar{x}_v^3, \quad \{\bar{x}_v^1, \bar{x}_v^2\}_v = \{\bar{x}_v^1, \bar{x}_v^3\}_v = 0$$

and

$$(3.6) \quad \{\bar{x}_v^2, \bar{x}_v^3\}_v = \beta \bar{x}_v^2 \bar{x}_v^3, \quad \{\bar{x}_v^1, \bar{x}_v^2\}_v = \{\bar{x}_v^1, \bar{x}_v^3\}_v = 0$$

with  $\alpha$  and  $\beta$  defined by (3.4), instead of the 6-parametric family (3.2), (3.3)

The rest of the proof consists of two major steps. First, we compute the induced Poisson bracket on the image of the boundary measurement map. More exactly, we show that the bracket  $\{\cdot, \cdot\}_N$  of any pair of pullbacks of coordinate functions on the image can be expressed in terms of pullbacks of other coordinate functions, and that for fixed  $I_1, J_1, I_2, J_2$  these expressions do not depend on the network  $N \in \text{Net}_{I_1, J_1, I_2, J_2}$ . Second, we prove that any rational matrix function belongs to the image of the boundary measurement map (for a sufficiently large  $N \in \text{Net}_{I_1, J_1, I_2, J_2}$ ), and therefore  $\{\cdot, \cdot\}_N$  induces  $\{\cdot, \cdot\}_{I_1, J_1, I_2, J_2}$  on  $\text{Rat}_{k,m}$ . This approach allows us to circumvent technical difficulties one encounters when attempting to check the Jacobi identity in the image in a straightforward way.

To compute the induced Poisson bracket on the image of the boundary measurement map, we consider coordinate functions  $\text{val}_t: f \mapsto f(t)$  that assign to any  $f \in \text{Rat}_{1,1}$  its value at point  $t$ . Given a pair of two matrix entries, it suffices to calculate the bracket between arbitrary pair of functions  $\text{val}_t$  and  $\text{val}_s$  defined on two copies of  $\text{Rat}_{1,1}$  representing these entries. Since the pullback of  $\text{val}_t$  is the corresponding component of  $M_N(t)$ , we have to deal with expressions of the form  $\{M_{pq}(t), M_{\bar{p}\bar{q}}(s)\}_N$ .

To avoid overcomplicated formulas we consider separately two particular representatives of the family (3.5), (3.6): 1)  $\alpha = -\beta = 1$ , and 2)  $\alpha = \beta = 1$ . Any member of the family can be represented as a linear combination of the above two.

Denote by  $\{\cdot, \cdot\}_N^1$  the member of the 2-parametric family (3.5), (3.6) corresponding to the case  $\alpha = -\beta = 1$ . Besides, define  $\sigma_=(i, j, i', j') = \text{sign}(i' - i) - \text{sign}(j' - j)$ ; clearly,  $\sigma_=(i, j, i', j')$  is closely related to  $s_=(i, j, i', j')$  defined and studied in [GSV3]. The bracket induced by  $\{\cdot, \cdot\}_N^1$  on the image of the boundary measurement map is completely described by the following statement.

**Proposition 3.4.** (i) *Let  $i_p, i_{\bar{p}} \in [1, n_1]$  and  $1 \leq \max\{i_p, i_{\bar{p}}\} < j_{\bar{q}} < j_q \leq n$ , then*

$$(3.7) \quad \{M_{pq}(t), M_{\bar{p}\bar{q}}(s)\}_N^1 = \sigma_=(i_p, j_q, i_{\bar{p}}, j_{\bar{q}}) M_{p\bar{q}}(s) M_{\bar{p}q}(t) - \frac{2}{t-s} \Phi_{pq}^{\bar{p}\bar{q}}(t, s),$$

where

$$\Phi_{pq}^{\bar{p}\bar{q}}(t, s) = \begin{cases} (M_{p\bar{q}}(t) - M_{p\bar{q}}(s))(sM_{\bar{p}q}(t) - tM_{\bar{p}q}(s)), & j_{\bar{q}} < j_q \leq n_1, \\ sM_{\bar{p}q}(t)(M_{p\bar{q}}(t) - M_{p\bar{q}}(s)), & j_{\bar{q}} \leq n_1 < j_q, \\ s(M_{p\bar{q}}(t)M_{\bar{p}q}(s) - M_{p\bar{q}}(s)M_{\bar{p}q}(t)), & n_1 < j_{\bar{q}} < j_q. \end{cases}$$

(ii) Let  $j_{\bar{q}}, j_q \in [n_1 + 1, n]$  and  $1 \leq i_p < i_{\bar{p}} < \min\{j_{\bar{q}}, j_q\} \leq n$ , then

$$(3.8) \quad \{M_{pq}(t), M_{\bar{p}\bar{q}}(s)\}_N^1 = \sigma_{=}(i_p, j_q, i_{\bar{p}}, j_{\bar{q}})M_{p\bar{q}}(t)M_{\bar{p}q}(s) - \frac{2}{t-s}\Psi_{pq}^{\bar{p}\bar{q}}(t, s),$$

where

$$\Psi_{pq}^{\bar{p}\bar{q}}(t, s) = \begin{cases} t(M_{p\bar{q}}(t)M_{\bar{p}q}(s) - M_{p\bar{q}}(s)M_{\bar{p}q}(t)), & i_p < i_{\bar{p}} \leq n_1, \\ -tM_{\bar{p}q}(t)(M_{p\bar{q}}(t) - M_{p\bar{q}}(s)), & i_p \leq n_1 < i_{\bar{p}}, \\ -(tM_{p\bar{q}}(t) - sM_{p\bar{q}}(s))(M_{\bar{p}q}(t) - M_{\bar{p}q}(s)), & n_1 < i_p < i_{\bar{p}}. \end{cases}$$

(iii) Let  $1 \leq i_p = i_{\bar{p}} < j_q = j_{\bar{q}} \leq n$ , then

(3.9)

$$\begin{aligned} & \{M_{pq}(t), M_{pq}(s)\}_N^1 \\ &= \begin{cases} -\frac{2}{t-s}(M_{pq}(t) - M_{pq}(s))(sM_{pq}(t) - tM_{pq}(s)), & i_p < j_q \leq n_1, \\ 0, & i_p \leq n_1 < j_q. \end{cases} \end{aligned}$$

(iv) Let  $1 \leq i_p < \min\{i_{\bar{p}}, j_q, j_{\bar{q}}\}$ , then

(3.10)

$$\begin{aligned} & \{M_{pq}(t), M_{\bar{p}\bar{q}}(s)\}_N^1 \\ &= \begin{cases} \frac{2t}{t-s}(M_{p\bar{q}}(t) - M_{p\bar{q}}(s))(M_{\bar{p}q}(t) - M_{\bar{p}q}(s)), & j_{\bar{q}} < i_{\bar{p}} < j_q \leq n_1, \\ -\frac{2t}{t-s}(M_{p\bar{q}}(t)M_{\bar{p}q}(t) - M_{p\bar{q}}(s)M_{\bar{p}q}(s)), & j_q \leq n_1 < i_{\bar{p}} < j_{\bar{q}}, \\ 0, & j_{\bar{q}} \leq n_1 < i_{\bar{p}} < j_q. \end{cases} \end{aligned}$$

*Proof.* Let us first make sure that relations (3.7)–(3.10) indeed allow to compute  $\{M_{pq}(t), M_{\bar{p}\bar{q}}(s)\}_N^1$  for any  $p, \bar{p} \in [1, k]$  and  $q, \bar{q} \in [1, m]$ . This is done by employing the following three techniques:

- moving a base point of the cut;
- reversing the direction of the cut;
- reversing the orientation of boundary circles.

The first of the above techniques has been described in detail in Section 2.1. For example, let  $1 \leq j_q < i_p < i_{\bar{p}} < j_{\bar{q}} \leq n_1$ . This case is not covered explicitly by relations (3.7)–(3.10). Consider the network  $N'$  obtained from  $N$  by moving the base point of the cut on the outer circle counterclockwise and interchanging it with  $j_q$ . In this new network one has  $1 \leq i_{p'} < i_{\bar{p}'} < j_{\bar{q}'} < j_{q'} = n_1$ , so the conditions of Proposition 3.4(i) are satisfied and (3.7) yields

$$\begin{aligned} & \{M_{p'q'}(t), M_{\bar{p}'\bar{q}'}(s)\}_{N'}^1 = 2M_{p'\bar{q}'}(s)M_{\bar{p}'q'}(t) \\ & \quad - \frac{2}{t-s}(M_{p'q'}(t) - M_{p'q'}(s))(sM_{\bar{p}'q'}(t) - tM_{\bar{p}'q'}(s)). \end{aligned}$$

By Lemma 2.1,

$$M_{p'q'}(t) = tM_{pq}(t), \quad M_{\bar{p}'\bar{q}'}(t) = M_{\bar{p}\bar{q}}(t), \quad M_{p'\bar{q}'}(t) = M_{p\bar{q}}(t), \quad M_{\bar{p}'q'}(t) = tM_{\bar{p}q}(t).$$

Finally,  $\{\cdot, \cdot\}_N = \{\cdot, \cdot\}_{N'}$  for any pair of edge weights, so we get

$$\{M_{pq}(t), M_{\bar{p}\bar{q}}(s)\}_N^1 = 2M_{p\bar{q}}(s)M_{\bar{p}q}(t) - \frac{2s}{t-s}(M_{p\bar{q}}(t) - M_{p\bar{q}}(s))(M_{\bar{p}q}(t) - M_{\bar{p}q}(s)).$$

Reversing the direction of the cut transforms the initial network  $N$  to a new network  $N'$ ; the graph  $G$  remains the same, while the labeling of its boundary vertices is changed. Namely, the  $n'_1 = n_2$  boundary vertices lying on the inner circle are labelled  $b_1, \dots, b_{n'_1}$  in the clockwise order starting from the first vertex that follows after the base point of the cut. The boundary vertices lying on the outer circle are labelled  $b_{n'_1+1}, \dots, b_n$  in the counterclockwise order starting from the first vertex that follows after the base point of the cut. The transformation  $N \mapsto N'$  is better visualized if the network is drawn on a cylinder, instead of an annulus. The boundary circles of a cylinder are identical, and reversing the direction of the cut simply interchanges them. Clearly, the boundary measurements in  $N$  and  $N'$  are related by  $M_{r's'}(t) = M_{rs}(1/t)$  for any  $i_r \in I, j_s \in J$ . Besides,  $\{\cdot, \cdot\}_N = \{\cdot, \cdot\}_{N'}$  for any pair of edge weights. Therefore, an expression for  $\{M_{pq}(t), M_{\bar{p}\bar{q}}(s)\}_N^1$  via  $M_{p\bar{q}}(t), M_{p\bar{q}}(s), M_{\bar{p}q}(t), M_{\bar{p}q}(s)$  is transformed to the expression for  $\{M_{p'q'}(t), M_{\bar{p}'\bar{q}'}(s)\}_{N'}^1$  via  $M_{p'q'}(t), M_{p'q'}(s), M_{\bar{p}'q'}(t), M_{\bar{p}'q'}(s)$  by the substitution  $t \mapsto 1/t$  and  $s \mapsto 1/s$  in coefficients. For example, let  $1 \leq i_{\bar{p}} < j_q < j_{\bar{q}} \leq n_1 < i_p \leq n$ . This case is not covered explicitly by relations (3.7)–(3.10). Consider the network  $N'$  obtained from  $N$  by reversing the direction of the cut. In this new network one has  $1 \leq i_{p'} \leq n'_1 < i_{\bar{p}'} < j_q < j_{\bar{q}'} \leq n$ , so the conditions of Proposition 3.4(ii) are satisfied and (3.8) yields

$$\{M_{p'q'}(t), M_{\bar{p}'\bar{q}'}(s)\}_{N'}^1 = -2M_{p'q'}(t)M_{\bar{p}'q'}(s) + \frac{2t}{t-s}M_{p'q'}(t)(M_{\bar{p}'q'}(t) - M_{\bar{p}'q'}(s)).$$

Applying the above described rule one gets

$$\begin{aligned} \{M_{pq}(t), M_{\bar{p}\bar{q}}(s)\}_N^1 &= -2M_{p\bar{q}}(t)M_{\bar{p}q}(s) + \frac{2t^{-1}}{t^{-1}-s^{-1}}M_{p\bar{q}}(t)(M_{\bar{p}q}(t) - M_{\bar{p}q}(s)) \\ &= -2M_{p\bar{q}}(t)M_{\bar{p}q}(s) - \frac{2s}{t-s}M_{p\bar{q}}(t)(M_{\bar{p}q}(t) - M_{\bar{p}q}(s)). \end{aligned}$$

Finally, reversing the orientation of boundary circles also retains the graph  $G$  and changes the labeling of its boundary vertices. Namely, the  $n_1$  boundary vertices of  $N'$  lying on the outer circle are labelled  $b_1, \dots, b_{n_1}$  in the clockwise order starting from the first vertex that follows after the base point of the cut. The boundary vertices lying on the inner circle are labelled  $b_{n_1+1}, \dots, b_n$  in the counterclockwise order starting from the first vertex that follows after the base point of the cut. The transformation  $N \mapsto N'$  may be visualized as a mirror reflection. Clearly, the boundary measurements in  $N$  and  $N'$  are related by  $M_{r's'}(t) = M_{rs}(1/t)$  for any  $i_r \in I, j_s \in J$ . Besides,  $\{\cdot, \cdot\}_N = -\{\cdot, \cdot\}_{N'}$  for any pair of edge weights. Therefore, the transformation of the expressions for the brackets differs from the one for the case of cut reversal by factor  $-1$ . For example, let  $1 \leq j_q < i_p < i_{\bar{p}} < j_{\bar{q}} \leq n_1$ . This case is not covered explicitly by relations (3.7)–(3.10). Consider the network  $N'$  obtained from  $N$  by reversing the orientation of boundary circles. In this new network one has  $1 \leq i_{p'} < j_{\bar{q}'} < i_{\bar{p}'} < j_q \leq n_1$ , so the conditions of Proposition 3.4(iv) are satisfied and (3.10) yields

$$\{M_{p'q'}(t), M_{\bar{p}'\bar{q}'}(s)\}_{N'}^1 = \frac{2t}{t-s}(M_{p'q'}(t) - M_{p'q'}(s))(M_{\bar{p}'q'}(t) - M_{\bar{p}'q'}(s)).$$

Applying the above described rule one gets

$$\begin{aligned} \{M_{pq}(t), M_{\bar{p}\bar{q}}(s)\}_N^1 &= -\frac{2t^{-1}}{t^{-1} - s^{-1}}(M_{pq}(t) - M_{pq}(s))(M_{\bar{p}\bar{q}}(t) - M_{\bar{p}\bar{q}}(s)) \\ &= \frac{2s}{t - s}(M_{pq}(t) - M_{pq}(s))(M_{\bar{p}\bar{q}}(t) - M_{\bar{p}\bar{q}}(s)). \end{aligned}$$

Elementary, though tedious, consideration of all possible cases reveals that indeed any quadruple  $(i_p, j_q, i_{\bar{p}}, j_{\bar{q}})$  can be reduced by the above three transformations to one of the quadruples mentioned in the statement of Proposition 3.4.

It is worth to note that cases (i) and (ii) are not independent. First, they both apply if  $1 \leq i_p < i_{\bar{p}} \leq n_1 < j_{\bar{q}} < j_q \leq n$ ; the expressions prescribed by (3.7) and (3.8) are distinct, but yield the same result:

$$\begin{aligned} 2M_{p\bar{q}}(s)M_{\bar{p}q}(t) - \frac{2s}{t - s}(M_{p\bar{q}}(t)M_{\bar{p}q}(s) - M_{p\bar{q}}(s)M_{\bar{p}q}(t)) \\ = 2M_{p\bar{q}}(t)M_{\bar{p}q}(s) - \frac{2t}{t - s}(M_{p\bar{q}}(t)M_{\bar{p}q}(s) - M_{p\bar{q}}(s)M_{\bar{p}q}(t)). \end{aligned}$$

Besides, the expression for  $n_1 < i_p < i_{\bar{p}} < j_{\bar{q}} < j_q \leq n$  in case (ii) can be obtained from the expressions for  $1 \leq i_p < i_{\bar{p}} < j_{\bar{q}} < j_q \leq n_1$  in case (i) by reversing the direction of the cut. However, we think that the above presentation, though redundant, better emphasizes the underlying symmetries of the obtained expressions.

The proof of relations (3.7)–(3.10) is similar to the proof of Theorem 3.3 in [GSV3] and is based on the induction on the number of internal vertices in  $N$ . The key ingredient of the proof is the following straightforward analog of Lemma 3.5 from [GSV3].

Let  $\hat{N}$  be the network obtained from  $N$  by splitting a black neighbor of a boundary vertex (see Figure ??). We may assume without loss of generality that the cut  $\rho$  in  $N$  does not intersect the edge  $e_0$ , and hence  $\rho$  remains a valid cut in  $\hat{N}$ .

**Lemma 3.5.** *Boundary measurements in the networks  $N$  and  $\hat{N}$  are related by*

$$\begin{aligned} M(i_p, j) &= \frac{w_{e_0}w_{e_+}\widehat{M}(i_u, j)}{1 + w_{e_-}w_{e_+}hM(i_u, j_u)}, \\ M(i_{\bar{p}}, j) &= \widehat{M}(i_{\bar{p}}, j) \pm \frac{w_{e_-}w_{e_+}\widehat{M}(i_{\bar{p}}, j_u)\widehat{M}(i_u, j)}{1 + w_{e_-}w_{e_+}\widehat{M}(i_u, j_u)}, \quad \bar{p} \neq p; \end{aligned}$$

in the second formula above, *sign + corresponds to the cases*

$$i_p - 1 \prec j_u \prec i_u \prec i_p + 1 \preceq j \prec i_{\bar{p}} \quad \text{or} \quad i_{\bar{p}} \prec j \preceq i_p - 1 \prec i_u \prec j_u \prec i_p + 1,$$

and *sign - corresponds to the cases*

$$i_p - 1 \prec i_u \prec j_u \prec i_p + 1 \preceq j \prec i_{\bar{p}} \quad \text{or} \quad i_{\bar{p}} \prec j \preceq i_p - 1 \prec j_u \prec i_u \prec i_p + 1,$$

where  $\prec$  is the cyclic order mod  $n$ .

We leave the details of the proof to the interested reader.  $\square$

Denote by  $\{\cdot, \cdot\}_N^2$  the member of the 2-parametric family (3.5), (3.6) corresponding to the case  $\alpha = \beta = 1$ . Besides, define  $\sigma_{\times}(i, j, i', j') = \text{sign}(i' - i) + \text{sign}(j' - j)$ ; clearly,  $\sigma_{\times}(i, j, i', j')$  is closely related to  $s_{\times}(i, j, i', j')$  defined and studied in [GSV3]. The bracket induced by  $\{\cdot, \cdot\}_N^2$  on the image of the boundary measurement map is completely described by the following statement.

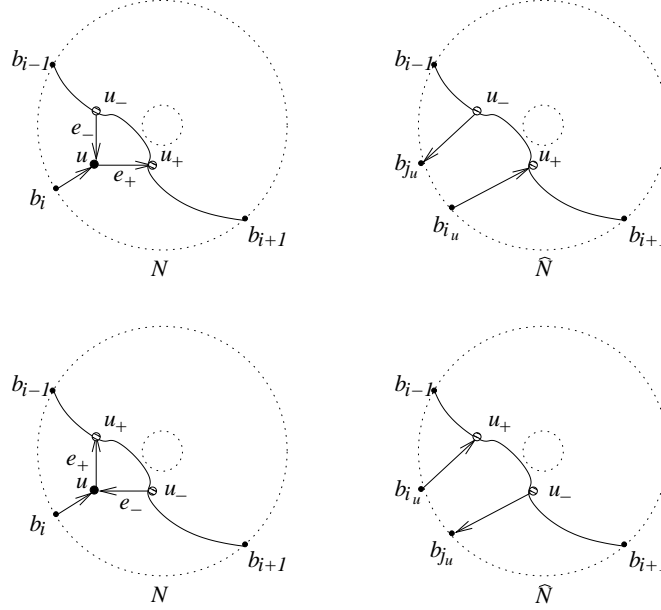


FIGURE 3.3. Splitting a black vertex: cases  $i-1 < i_u < j_u < i+1$  (upper part) and  $i-1 < j_u < i_u < i+1$  (lower part)

**Proposition 3.6.** (i) Let  $1 \leq \max\{i_p, i_{\bar{p}}\} < j_{\bar{q}} < j_q \leq n$ , then

$$(3.11) \quad \{M_{pq}(t), M_{\bar{p}\bar{q}}(s)\}_N^2 = \sigma_{\times}(i_p, j_q, i_{\bar{p}}, j_{\bar{q}}) M_{pq}(t) M_{\bar{p}\bar{q}}(s) - 2\Gamma_{pq}^{\bar{p}\bar{q}}(t, s),$$

where

$$\Gamma_{pq}^{\bar{p}\bar{q}}(t, s) = \begin{cases} 0, & j_q \leq n_1, \\ -sM_{pq}(t)M'_{\bar{p}\bar{q}}(s), & j_{\bar{q}} \leq n_1 < j_q, \\ tM'_{pq}(t)M_{\bar{p}\bar{q}}(s) - sM_{pq}(t)M'_{\bar{p}\bar{q}}(s), & \max\{i_p, i_{\bar{p}}\} \leq n_1 < j_{\bar{q}}, \\ tM'_{pq}(t)M_{\bar{p}\bar{q}}(s), & i_p \leq n_1 < i_{\bar{p}}, \end{cases}$$

and  $M'_{pq}$ ,  $M'_{\bar{p}\bar{q}}$  are the derivatives of  $M_{pq}$  and  $M_{\bar{p}\bar{q}}$ .

(ii) Let  $1 \leq i_p < j_{\bar{q}} < i_{\bar{p}} < j_q \leq n$  and either  $j_{\bar{q}} \leq n_1 < i_{\bar{p}}$  or  $j_q \leq n_1$ , then

$$(3.12) \quad \{M_{pq}(t), M_{\bar{p}\bar{q}}(s)\}_N^2 = 0.$$

(iii) Let  $1 \leq i_p < j_q < i_{\bar{p}} < j_{\bar{q}} \leq n$  and either  $j_q \leq n_1 < i_{\bar{p}}$  or  $j_{\bar{q}} \leq n_1$ , then

$$(3.13) \quad \{M_{pq}(t), M_{\bar{p}\bar{q}}(s)\}_N^2 = 0.$$

*Proof.* The proof is similar to the proof of Proposition 3.4. We leave the details to the interested reader.  $\square$

**Remark 3.7.** It is worth to mention that the bracket induced on  $k \times m$  matrices via perfect planar networks in a disk, which was studied in [GSV3], can be considered as a particular case of (3.7)–(3.10) (for  $\alpha = -\beta = 1$ ) or (3.11)–(3.13) (for  $\alpha = \beta = 1$ ). To see this it suffices to consider only networks without edges that intersect the cut  $\rho$ , and to cut the annulus along  $\rho$  in order to get a disk.



**3.3. Realization theorem.** To conclude the proof of Theorem 3.3 we need the following statement. We say that  $F \in \text{Rat}_{k,m}$  is *represented by* a network  $N$  if  $F$  belongs to the image of  $M_N$ .

**Theorem 3.8.** *For any  $F \in \text{Rat}_{k,m}$  there exists a network  $N \in \text{Net}_{I_1, J_1, I_2, J_2}$  such that  $F$  is represented by  $N$ .*

*Proof.* We preface the proof by the following simple observation concerning perfect planar networks in a disk.

**Lemma 3.9.** *Let  $n = 4$ ,  $I = \{1, 2\}$ ,  $J = \{3, 4\}$ . There exists a network  $N_{\text{id}} \in \text{Net}_{I, J}$  such that the  $2 \times 2$  identity matrix is represented by  $N_{\text{id}}$ .*

*Proof.* The proof is furnished by the network depicted on Fig. 3.4. The corresponding boundary measurement matrix is given by

$$\begin{pmatrix} w_1 w_8 (w_3 w_{11} (w_2 + w_6 w_9 w_{10}) + w_6 w_7 w_9) & w_1 w_3 w_4 (w_2 + w_6 w_9 w_{10}) \\ w_1 w_6 w_8 (w_7 + w_3 w_{10} w_{11}) & w_3 w_4 w_5 w_6 w_{10} \end{pmatrix},$$

which yields the identity matrix for  $w_5 = w_{10} = -1$  and  $w_i = 1$  for  $i \neq 5, 10$ .

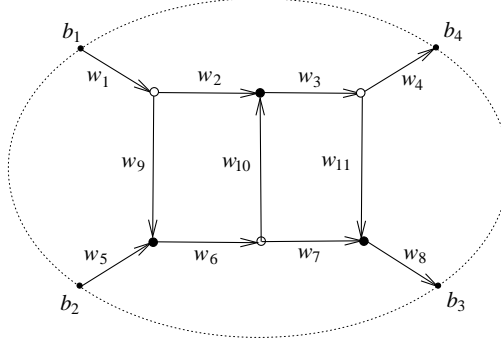


FIGURE 3.4. Network  $N_{\text{id}}$

□

Effectively, Lemma 3.9 says that the planarity restriction can be omitted in the proof of Theorem 3.8. Indeed, if  $F \in \text{Rat}_{k,m}$  is represented by a nonplanar perfect network in an annulus, one can turn it to a planar perfect network in annulus by replacing each intersection by a copy of  $N_{\text{id}}$ .

In what follows we make use of the concatenation of planar networks in an annulus. Similarly to the case of networks in a disk, the most important particular case of concatenation arises when the sources and the sinks are separated, that is, all sources lie on the outer circle, and all sinks lie on the inner circle. We can concatenate two networks of this kind, one with  $k$  sources and  $m$  sinks and another with  $m$  sources and  $l$  sinks, by gluing the sinks of the former to the sources of the latter. More exactly, we glue together the inner circle of the former network and the outer circle of the latter in such a way that the corresponding base points of the cuts are identified, and the  $i$ th sink of the former network is identified with the  $(m + 1 - i)$ th source of the latter. The erasure of the common boundary and the identification of edges are performed exactly as in the case of a disk.

Let us start with representing any rational function  $F \in \text{Rat}_{1,1}$  by a network with the only source on the outer circle and the only sink on the inner circle.

**Lemma 3.10.** *Any rational function  $F \in \text{Rat}_{1,1}$  can be represented by a network  $N \in \text{Net}_{1,\emptyset,\emptyset,2}$ .*

*Proof.* First, if networks  $N_1, N_2 \in \text{Net}_{1,\emptyset,\emptyset,2}$  represent functions  $F_1$  and  $F_2$  respectively, their concatenation  $N_1 \circ N_2 \in \text{Net}_{1,\emptyset,\emptyset,2}$  represents  $F_1 F_2$ .

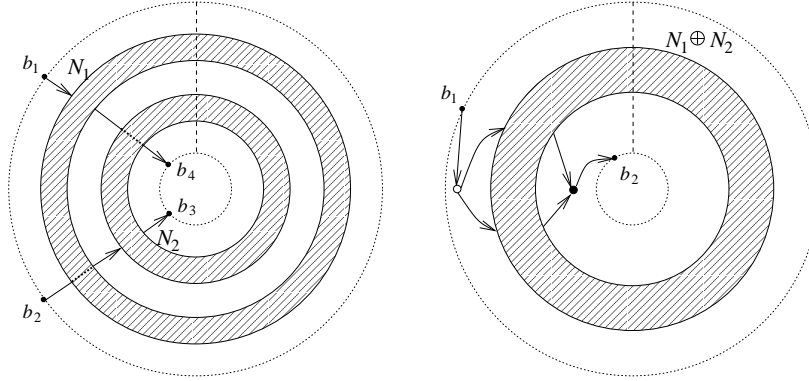


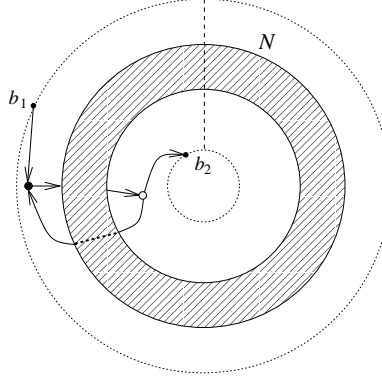
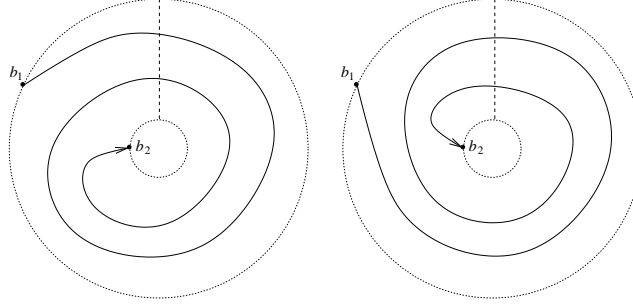
FIGURE 3.5. The direct sum of two networks (left) and a network representing the sum of two functions (right)

Second, define the *direct sum*  $N_1 \oplus N_2 \in \text{Net}_{[1,2],\emptyset,\emptyset,[3,4]}$  as shown in the left part of Fig. 3.5. The shadowed annuli contain networks  $N_1$  and  $N_2$ . The intersections of the dashed parts of additional edges with the edges of  $N_1$  and  $N_2$  are resolved with the help of  $N_{\text{id}}$  (not shown). Note that this direct sum operation is not commutative. Clearly,  $N_1 \oplus N_2$  represents the  $2 \times 2$  matrix  $\begin{pmatrix} 0 & F_1 \\ F_2 & 0 \end{pmatrix}$ . The direct sum of networks is used to represent the sum  $F_1 + F_2$  as shown in the right part of Fig. 3.5.

Third, if  $N \in \text{Net}_{1,\emptyset,\emptyset,2}$  represents  $F$ , the network shown in Fig. 3.6 represents  $F/(1 + F)$ , and, with a simple adjustment of weights, can also be used to represent  $-F/(1 + F)$ . Taking the direct sum with the trivial network representing 1, we get a representation for  $1/(1 + F)$ .

Finally, functions  $a\lambda^k$  for any integer  $k$  can be represented by networks in  $\text{Net}_{1,\emptyset,\emptyset,2}$ . The cases  $k = 2$  and  $k = -2$  are shown in Fig. 3.7. Other values of  $k$  are obtained in the same way.

We now have all the ingredients for the proof of the lemma. Any rational function  $F$  can be represented as  $F(\lambda) = \sum_{i=0}^r a_i \lambda^{d+i} / Q(\lambda)$ , where  $d$  is an integer and  $Q$  is a polynomial satisfying  $Q(0) = 1$ . Therefore, it suffices to represent each of the summands, and to use the direct sum construction. Each summand, in its turn, is represented by the concatenation of a network representing  $a_i \lambda^{d+i}$  with a network representing  $1/Q = 1/(1 + (Q - 1))$ . The latter network is obtained as explained above from a network representing  $Q - 1 = \sum_{j=1}^p b_j \lambda^j$  via the direct sum construction.  $\square$

FIGURE 3.6. Representing  $F/(1+F)$ FIGURE 3.7. Representing  $a\lambda^k$  for  $k = 2$  (left) and  $k = -2$  (right)

To get an analog of Lemma 3.10 for networks with the only source and the only sink on the outer circle, one has to use once again Lemma 3.9.

**Lemma 3.11.** *Any rational function  $F \in \text{Rat}_{1,1}$  can be represented by a network  $N \in \text{Net}_{1,2,\emptyset,\emptyset}$ .*

*Proof.* Such a representation is obtained from the one constructed in the proof of Lemma 3.10 by replacing the edge incident to the sink with a new edge sharing the same tail. The arising intersections, if any, are resolved with the help of  $N_{\text{id}}$ . For example, representation of  $a(1+b\lambda)^{-1}$  obtained this way is shown in Fig. 3.8 on the right. It makes use of the network  $N_{\text{id}}$  described in Lemma 3.9; the latter is shown in thin lines inside a dashed circle. Note that the network on the left, which represents  $a(1+b\lambda)^{-1}$  in  $\text{Net}_{1,\emptyset,\emptyset,2}$ , is not the one built in the proof of Lemma 3.10.  $\square$

Representation of rational functions by networks in  $\text{Net}_{2,1,\emptyset,\emptyset}$  and  $\text{Net}_{\emptyset,1,2,\emptyset}$  is obtained in a similar way. In the latter case one has to replace also the edge incident to the source with a new one sharing the head.

The next step is to prove Theorem 3.8 in the case when all sources lie on the outer circle and all sinks lie on the inner circle.

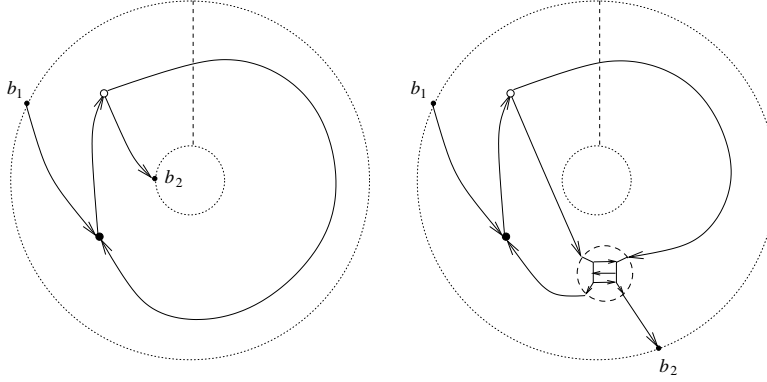


FIGURE 3.8. Representing  $a(1+b\lambda)^{-1}$  by a network in  $\text{Net}_{1,\emptyset,\emptyset,2}$  (left) and  $\text{Net}_{1,2,\emptyset,\emptyset}$  (right)

**Lemma 3.12.** *For any rational matrix  $F \in \text{Rat}_{k,m}$  there exists a network  $N \in \text{Net}_{[1,k],\emptyset,\emptyset,[k+1,k+m]}$  such that  $F$  is represented by  $N$ .*

*Proof.* First of all, we represent  $F$  as  $F = A\tilde{F}B$ , where  $A = \{a_{ij}\}$  is the  $k \times km$  constant matrix given by

$$a_{ij} = \begin{cases} 1, & \text{if } (k-i)m < j \leq (k-i+1)m, \\ 0, & \text{otherwise,} \end{cases}$$

$\tilde{F}$  is the  $km \times km$  diagonal matrix

$$\tilde{F} = \text{diag}\{F_{km}, F_{k,m-1}, \dots, F_{k1}, F_{k-1,m}, \dots, F_{11}\},$$

and  $B$  is the  $km \times m$  constant matrix

$$B = \begin{pmatrix} W_0 \\ \vdots \\ W_0 \end{pmatrix}$$

with  $W_0 = (\delta_{i,m+1-j})_{i,j=1}^m$ . Similarly to the case of networks in a disk, the concatenation of networks representing matrices  $F_1$  and  $F_2$  produces a network representing  $F_1 W_0 F_2$ . Therefore, in order to get  $F$  as above, we have to represent matrices  $A$ ,  $W_0 \tilde{F}$  and  $W_0 B$ .

The first representation is achieved trivially as the disjoint union of networks representing the  $1 \times m$  matrix  $(1 \ 1 \ \dots \ 1)$ ; in fact, since  $A$  is constant, it can be represented by a network in a disk. The second representation is obtained as the direct sum of networks representing each of  $F_{ij}$ . Finally, the third representation can be also achieved by a network in a disk, via a repeated use of the network  $N_{\text{id}}$ .

Observe that in order to represent a  $k \times m$  matrix we have to use intermediate matrices of a larger size.  $\square$

To complete the proof of Theorem 3.8 we rely on Lemma 3.12 and use the same idea of replacing edges incident to boundary vertices as in the proof of Lemma 3.11.

So, Theorem 3.8 has been proved, and hence the proof of Theorem 3.3 is completed.  $\square$

As we already mentioned in the proof, the 2-parametric family of Poisson brackets on  $\text{Rat}_{k,m}$  induced by  $(\alpha - \beta)\{\cdot, \cdot\}_N^1 + (\alpha + \beta)\{\cdot, \cdot\}_N^2$ , where  $\{\cdot, \cdot\}_n^1$  and  $\{\cdot, \cdot\}_n^2$  are described in Propositions 3.4 and 3.6, respectively, is denoted  $\{\cdot, \cdot\}_{I_1, J_1, I_2, J_2}^1$ .

**3.4. Recovering the trigonometric R-matrix bracket on  $\text{Rat}_{k,k}$ .** As an application of results obtained in Section 3.2, consider the set  $N_{[1,k], \emptyset, \emptyset, [k+1, 2k]}$  of perfect networks with  $k$  sources on the outer circle and  $k$  sinks on the inner circle. Clearly, in this case the boundary measurement map takes  $\mathcal{E}_N$  to  $\text{Rat}_{k,k}$ . Just as we did in the proof of Theorem 3.8, we can replace  $M_N$  with  $A_N = M_N W_0$  and observe that the concatenation  $N$  of networks  $N_1, N_2 \in N_{[1,k], \emptyset, \emptyset, [k+1, 2k]}$  leads to  $A_N = A_{N_1} A_{N_2}$ . We would like to take a closer look at the bracket  $\{\cdot, \cdot\}_N^1$  in this case.

First, recall (see, e.g. [FT]) that the space  $\text{Rat}_{k,k}$  can be equipped with an R-matrix (Sklyanin) Poisson bracket

$$(3.14) \quad \{A(t), A(s)\} = [R(t, s), A(s) \otimes A(t)],$$

where the left-hand side should be understood as

$$\{A(t), A(s)\}_{pp}^{q\bar{q}} = \{a_{pq}(t), a_{\bar{p}\bar{q}}(s)\}$$

and the R-matrix  $R(t, s)$  is an operator acting in  $\mathbb{R}^{2k} \otimes \mathbb{R}^{2k}$  that depends on parameters  $t, s$  and solves the classical Yang-Baxter equation. Of interest to us is a bracket (3.14) that corresponds to the so-called *trigonometric R-matrix* [BD]

$$(3.15) \quad R(t, s) = \frac{t+s}{s-t} \sum_{k=1}^n E_{kk} \otimes E_{kk} + \frac{2}{s-t} \sum_{1 \leq l < m \leq 2k} (tE_{lm} \otimes E_{ml} + sE_{ml} \otimes E_{lm}).$$

Bracket (3.14), (3.15) can be re-written in terms of matrix entries of  $A(t)$  as follows (we only list non-zero brackets): for  $p < \bar{p}$  and  $q < \bar{q}$ ,

$$(3.16) \quad \{a_{pq}(t), a_{\bar{p}\bar{q}}(s)\} = 2 \frac{ta_{p\bar{q}}(s)a_{\bar{p}q}(t) - sa_{p\bar{q}}(t)a_{\bar{p}q}(s)}{t-s}.$$

$$(3.17) \quad \{a_{p\bar{q}}(t), a_{\bar{p}q}(s)\} = 2t \frac{a_{pq}(s)a_{\bar{p}\bar{q}}(t) - a_{pq}(t)a_{\bar{p}\bar{q}}(s)}{t-s}.$$

$$(3.18) \quad \{a_{pq}(t), a_{p\bar{q}}(s)\} = \frac{(t+s)a_{p\bar{q}}(s)a_{pq}(t) - 2sa_{p\bar{q}}(t)a_{pq}(s)}{t-s}.$$

$$(3.19) \quad \{a_{pq}(t), a_{\bar{p}q}(s)\} = \frac{2ta_{pq}(s)a_{\bar{p}q}(t) - (t+s)a_{pq}(t)a_{\bar{p}q}(s)}{t-s}.$$

It is now straightforward to check that for  $N \in N_{[1,k], \emptyset, \emptyset, [k+1, 2k]}$ , the Poisson algebra satisfied by the entries of  $A_N$  coincides with that of the Sklyanin bracket (3.14), (3.15). More exactly, relations (3.16) and (3.18) are equivalent to (3.7) with  $\Phi_{pq}^{\bar{p}\bar{q}}(t, s)$  calculated according to the third case, while (3.17) and (3.19) are equivalent to (3.8) with  $\Psi_{pq}^{\bar{p}\bar{q}}(t, s)$  calculated according to the first case. Finally, the brackets that vanish identically, correspond exactly to the situations listed in the second case in (3.9) and in the third case in (3.10).

To summarize, we obtained the following statement.

**Theorem 3.13.** *For any  $N \in N_{[1,k],\emptyset,\emptyset,[k+1,2k]}$  and any choice of parameters  $\alpha_{ij}, \beta_{ij}$  in (3.2), (3.3) such that  $\alpha = 1$  and  $\beta = -1$  in (3.4), the map  $A_N : (\mathbb{R} \setminus 0)^{|E|} \rightarrow \text{Rat}_{k,k}$  is Poisson with respect to the Sklyanin bracket (3.14) associated with the R-matrix (3.15).*

**Remark 3.14.** Equations (3.16)–(3.19) can be also used to define a Poisson bracket in the “rectangular” case of  $\text{Rat}_{k_1,k_2}$ . In this case, a concise description (3.14) of the bracket should be modified as follows:

$$\{A(t), A(s)\} = R_{k_1}(t, s) (A(t) \otimes A(s)) - (A(t) \otimes A(s)) R_{k_2}(t, s),$$

where  $R_{k_i}(t, s)$  denotes the R-matrix (3.15) acting in  $\mathbb{R}^{k_i} \otimes \mathbb{R}^{k_i}$ .

#### 4. POISSON PROPERTIES OF THE GRASSMANNIAN BOUNDARY MEASUREMENT MAP

**4.1. Grassmannian boundary measurement map and path reversal.** Let  $N \in \text{Net}_{I_1, J_1, I_2, J_2}$  be a perfect planar network in an annulus. Similarly to the case of a disk, we are going to provide a Grassmannian interpretation of the boundary measurement map defined by  $N$ . To this end, we extend the boundary measurement matrix  $M_N$  to a  $k \times n$  matrix  $\bar{X}_N$  as follows:

- (i) the  $k \times k$  submatrix of  $\bar{X}_N$  formed by  $k$  columns indexed by  $I = I_1 \cup I_2$  is the identity matrix  $\mathbf{1}_k$ ;
- (ii) for  $p \in [1, k]$  and  $j = j_q \in J$ , the  $(p, j)$ -entry of  $\bar{X}_N$  is  $m_{pj}^I = (-1)^{s(p,j)} M_{pq}$ , where  $s(p, j)$  is the number of elements in  $I$  lying strictly between  $\min\{i_p, j\}$  and  $\max\{i_p, j\}$  in the linear ordering; note that the sign is selected in such a way that the minor  $(\bar{X}_N)_{[1,k]}^{(i_p \rightarrow j)}$  coincides with  $M_{pq}$ .

We will view  $\bar{X}_N$  as a matrix representative of an element  $X_N$  in the space  $LG_k(n)$  of rational functions  $X: \mathbb{R} \rightarrow G_k(n)$ . The latter space is called the *space of Grassmannian loops*, and the corresponding rational map  $X_N: \mathcal{E}_N \rightarrow LG_k(n)$  is called the *Grassmannian boundary measurement map*.

Given a network  $N$  and a simple path  $P$  from a source  $b_i$  to a sink  $b_j$  in  $N$ , we define the *reversal* of  $P$  as follows: for every edge  $e \in P$ , change its direction and replace its weight  $w_e$  by  $1/w_e$ ; equivalently, the modified weight  $\bar{w}_e$  is replaced by  $1/\bar{w}_e$ . Clearly, after the reversal of  $P$  all vertices preserve their color.

Denote by  $N^P$  the network obtained from  $N$  by the reversal of  $P$ , and by  $R^P$  the corresponding *path reversal map*  $\mathcal{E}_N \rightarrow \mathcal{E}_{N^P}$ . Our next goal is to prove that the path reversal map commutes with the Grassmannian boundary measurement map.

**Theorem 4.1.** *For any simple path  $P$  in  $N$ ,*

$$X_N = X_{N^P} \circ R^P.$$

*Proof.* Let  $I$  be the index set of the sources in  $N$ . The statement of the Theorem is equivalent to the equality  $x_K x_I^P = x_K^P$  for any subset  $K \subset [1, n]$  of size  $k$ . Here and in what follows the superscript  $P$  means that the corresponding value is related to the network  $N^P$ . The signs of the elements  $m_{pj}^I$  are chosen in such a way that  $x_I^P = M^P(j, i)$ , so we have to prove

$$(4.1) \quad x_K M^P(j, i) = x_K^P.$$

The proof of (4.1) relies on the induction on the number of inner vertices in  $N$ .

If  $N$  does not have inner vertices, the claim holds trivially. So let  $N$  have inner vertices, and assume that the first inner vertex  $v$  on  $P$  is black. Denote by  $e'$  and

$e''$  the first two edges of  $P$ , and by  $e$  the third edge incident to  $v$ . In what follows we assume without loss of generality that the cut in  $N$  does not intersect  $e'$ . To find  $M^P(j, i)$  consider the network  $\widehat{N^P}$  defined as in the proof of Proposition ???. Similarly to (??), we find

$$M^P(j, i) = \frac{w_{e'}^P w_{e''}^P \widehat{M^P}(j, j_v)}{1 + w_{e'}^P w_e^P \widehat{M^P}(i_v, j_v)}.$$

Taking into account that  $w_{e'}^P = 1/w_{e'}$ ,  $w_{e''}^P = 1/w_{e''}$ ,  $w_e^P = w_e$ , we finally get

$$(4.2) \quad M^P(j, i) = \frac{\widehat{M^P}(j, j_v)}{w_{e'} w_{e''} + w_{e'} w_e \widehat{M^P}(i_v, j_v)}.$$

To find  $x_K^P$  we proceed as follows.

**Lemma 4.2.** *Let the first inner vertex  $v$  of  $P$  be white, then*

$$x_K^P = \begin{cases} \frac{w_{e''}(\widehat{x^P})_{K \cup j_v} + w_e(\widehat{x^P})_{K \cup i_v}}{w_{e''} + w_e \widehat{M^P}(i_v, j_v)} & \text{if } i \notin K \\ \frac{(\widehat{x^P})_{K(i \rightarrow j_v) \cup i_v}}{w_{e'} w_{e''} + w_{e'} w_e \widehat{M^P}(i_v, j_v)} & \text{if } i \in K. \end{cases}$$

*Proof.* The proof utilizes explicit formulas (similar to those provided by Lemma 3.5) that relate boundary measurements in the networks  $N^P$  and  $\widehat{N^P}$ . What is important, the sign  $\pm$  in the second formula in Lemma 3.5 and the sign  $(-1)^{s(p,j)}$  defined at the beginning of this Section interplay in such a way that any submatrix of  $\widehat{X}_{N^P}$  is the sum of the corresponding submatrix of  $\widehat{X}_{\widehat{N^P}}$  and a submatrix of the rank 1 matrix that is equal to the tensor product of the  $i$ th row and the  $j_v$ th column of  $\widehat{X}_{\widehat{N^P}}$ .  $\square$

To find  $x_K$  we consider the network  $\widetilde{N}$  defined as in the proof of Proposition ??.

**Lemma 4.3.** *Let the first inner vertex  $v$  of  $P$  be white, then*

$$x_K = \begin{cases} w_{e'} w_{e''} \widetilde{x}_{K \cup i_v''} + w_{e'} w_e \widetilde{x}_{K \cup i_v'} & \text{if } i \notin K \\ \widetilde{x}_{K(i \rightarrow i_v'') \cup i_v'} & \text{if } i \in K. \end{cases}$$

*Proof.* The proof is a straightforward computation.  $\square$

By (4.2) and Lemmas 4.2 and 4.3, relation (4.1) boils down to

$$(w_{e''} \widetilde{x}_{K \cup i_v''} + w_e \widetilde{x}_{K \cup i_v'}) \widehat{M^P}(j, j_v) = w_{e''}(\widehat{x^P})_{K \cup j_v} + w_e(\widehat{x^P})_{K \cup i_v}$$

for  $i \notin K$  and

$$\widetilde{x}_{K(i \rightarrow i_v'') \cup i_v'} \widehat{M^P}(j, j_v) = (\widehat{x^P})_{K(i \rightarrow j_v) \cup i_v}$$

for  $i \in K$ . To prove these two equalities, we identify  $b_{i_v'}$  with  $b_{i_v}$  and  $b_{i_v''}$  with  $b_{j_v}$ . Under this identification we have  $\widetilde{N}^{\widetilde{P}} = \widehat{N^P}$ , where  $\widetilde{P}$  is the path from  $b_{i_v''}$  to  $b_{j_v}$  in  $\widetilde{N}$  induced by  $P$ . Observe that  $\widetilde{N}$  has less inner vertices than  $N$ , and that the index set of the sources in  $\widetilde{N}$  is  $I(i \rightarrow i_v'') \cup i_v'$ . Therefore, by the induction hypothesis,

$$(4.3) \quad \widetilde{x}_{\widetilde{K}} \widetilde{x}_{I(i \rightarrow i_v'') \cup i_v'}^{\widetilde{P}} = \widetilde{x}_{\widetilde{K}}^{\widetilde{P}}$$



for any  $\tilde{K}$  of size  $k + 1$ . Taking into account that  $\tilde{x}_{I(i \rightarrow i_v'') \cup i_v'}^{\tilde{P}} = \tilde{M}^{\tilde{P}}(j, i_v'') = \tilde{M}^{\tilde{P}}(j, j_v)$  and using (4.3) for  $\tilde{K} = K \cup i_v'' = K \cup j_v$ ,  $\tilde{K} = K \cup i_v' = K \cup i_v$  and  $\tilde{K} = K(i \rightarrow i_v'') \cup i_v' = K(i \rightarrow j_v) \cup i_v$  we get both equalities above.

Assume now that the first inner vertex  $v$  on  $P$  is white. Denote by  $e'$  and  $e''$  the first two edges of  $P$ , and by  $e$  the third edge incident to  $v$ . Once again we assume without loss of generality that the cut does not intersect  $e'$ . To find  $M^P(j, i)$ , consider the network  $\tilde{N}^P$  similar to the one defined in the proof of Proposition ??, the difference being that the two new boundary vertices  $j_v'$  and  $j_v''$  are sinks rather than sources. Clearly,

$$(4.4) \quad M^P(j, i) = \frac{1}{w_{e'}w_{e''}} \left( \tilde{M}^P(j, j_v') + w_e w_{e''} \tilde{M}^P(j, j_v'') \right).$$

To find  $x_K^P$  we proceed as follows.

**Lemma 4.4.** *Let the first inner vertex  $v$  of  $P$  be black, then*

$$x_K^P = \begin{cases} (x^P)_K & \text{if } i \notin K \\ \frac{1}{w_{e'}w_{e''}} \left( (x^P)_{K(i \rightarrow j_v')} + w_e w_{e''} (x^P)_{K(i \rightarrow j_v'')} \right) & \text{if } i \in K. \end{cases}$$

*Proof.* The proof is a straightforward computation.  $\square$

To find  $x_K$  we consider the network  $\hat{N}$  defined as in the proof of Proposition ??.

**Lemma 4.5.** *Let the first inner vertex  $v$  of  $P$  be black, then*

$$x_K = \begin{cases} \frac{w_{e'}w_{e''}\hat{x}_K}{1 + w_e w_{e''}\hat{M}(i_v, j_v)} & \text{if } i \notin K \\ \frac{\hat{x}_{K(i \rightarrow j_v)} + w_e w_{e''}\hat{x}_{K(i \rightarrow i_v)}}{1 + w_e w_{e''}\hat{M}(i_v, j_v)} & \text{if } i \in K. \end{cases}$$

*Proof.* The proof is similar to the proof of Lemma 4.2.  $\square$

By (4.4) and Lemmas 4.4 and 4.5, relation (4.1) boils down to

$$\tilde{x}_K \tilde{M}^P(j, j_v') \left( 1 + w_e w_{e''} \frac{\tilde{M}^P(j, j_v'')}{\tilde{M}^P(j, j_v')} \right) = (x^P)_K \left( 1 + w_e w_{e''} \hat{M}(i_v, j_v) \right)$$

for  $i \notin K$  and

$$\begin{aligned} & (\hat{x}_{K(i \rightarrow j_v)} + w_e w_{e''} \hat{x}_{K(i \rightarrow i_v)}) \tilde{M}^P(j, j_v') \left( 1 + w_e w_{e''} \frac{\tilde{M}^P(j, j_v'')}{\tilde{M}^P(j, j_v')} \right) \\ &= \left( (x^P)_{K(i \rightarrow j_v')} + w_e w_{e''} (x^P)_{K(i \rightarrow j_v'')} \right) \left( 1 + w_e w_{e''} \hat{M}(i_v, j_v) \right) \end{aligned}$$

for  $i \in K$ . To prove these two equalities, we identify  $b_{j_v'}$  with  $b_{j_v}$  and  $b_{j_v''}$  with  $b_{i_v}$ . Under this identification we have  $\hat{N}^{\hat{P}} = \tilde{N}^P$ , where  $\hat{P}$  is the path from  $b_{i_v}$  to  $b_j$  in  $\hat{N}$  induced by  $P$ . Observe that  $\hat{N}$  has less inner vertices than  $N$ , and that the index set of the sources in  $\hat{N}$  is  $I(i \rightarrow i_v)$ . Therefore, by the induction hypothesis,

$$(4.5) \quad \hat{x}_K \hat{x}_{I(i \rightarrow i_v)}^{\hat{P}} = \hat{x}_K^{\hat{P}}$$

for any  $\widehat{K}$  of size  $k$ . Taking into account that  $\widehat{x}_{I(i \rightarrow j_v)} = \widehat{M}(i_v, j_v)$ ,

$$\widehat{x}_{I(i \rightarrow i_v)}^{\widehat{P}} = \widehat{M}^{\widehat{P}}(j, j_v) = \widetilde{M}^{\widehat{P}}(j, j'_v), \quad \widehat{x}_{I(i \rightarrow j_v)}^{\widehat{P}} = \widehat{M}^{\widehat{P}}(j, i_v) = \widetilde{M}^{\widehat{P}}(j, j''_v),$$

and using (4.5) for  $\widehat{K} = K$ ,  $\widehat{K} = K(i \rightarrow i_v) = K(i \rightarrow j''_v)$ ,  $\widehat{K} = K(i \rightarrow j_v) = K(i \rightarrow j'_v)$  and  $\widehat{K} = I(i \rightarrow j_v)$  we get both equalities above.  $\square$

**4.2. Induced Poisson structures on  $LG_k(n)$ .** Consider a subspace  $LG_k^I(n) \subset LG_k(n)$  consisting of all  $X \in LG_k(n)$  such that the Plücker coordinate  $x_I$  does not vanish identically; clearly,  $X_N \in LG_k^I(n)$ . Therefore, we can identify  $LG_k^I(n)$  with the space  $\text{Rat}_{k,m}$  equipped with the 2-parametric family of Poisson brackets  $\{\cdot, \cdot\}_{I_1, J_1, I_2, J_2}$ .

The following result says that for any fixed  $n_1 = |I_1| + |J_1|$ , the families  $\{\cdot, \cdot\}_{I_1, J_1, I_2, J_2}$  on different subspaces  $LG_k^I(n)$  can be glued together to form the unique 2-parametric family of Poisson brackets on  $LG_k(n)$  that makes all maps  $X_N$  Poisson.

**Theorem 4.6.** (i) *For any fixed  $n_1$ ,  $0 \leq n_1 \leq n$ , and any choice of parameters  $\alpha$  and  $\beta$  there exists a unique Poisson bracket  $\mathcal{P}_{\alpha, \beta}^{n_1}$  on  $LG_k(n)$  such that for any network  $N$  with  $n_1$  boundary vertices on the outer circle,  $n - n_1$  boundary vertices on the inner circle,  $k$  sources,  $n - k$  sinks and weights defined by (3.1), the map  $X_N: (\mathbb{R} \setminus 0)^{|E|} \rightarrow LG_k(n)$  is Poisson provided the parameters  $\alpha_{ij}$  and  $\beta_{ij}$  defining the bracket  $\{\cdot, \cdot\}_N$  on  $(\mathbb{R} \setminus 0)^{|E|}$  satisfy relations (3.4).*

(ii) *For any  $I \subset [1, n]$ ,  $|I| = k$ , and any  $n_1$ ,  $0 \leq n_1 \leq n$ , the restriction of  $\mathcal{P}_{\alpha, \beta}^{n_1}$  to the subspace  $LG_k^I(n)$  coincides with the bracket  $\{\cdot, \cdot\}_{I_1, J_1, I_2, J_2}$  with  $I_1 = I \cap [1, n_1]$ ,  $J_1 = [1, n_1] \setminus I_1$ ,  $I_2 = I \setminus I_1$ ,  $J_2 = [n_1 + 1, n] \setminus I_2$ .*

*Proof.* This result is an analog of Theorem 4.3 proved in [GSV3], and one may attempt to prove it in a similar way. The main challenge in implementing such an approach is to check that the Poisson structures defined for two distinct subspaces  $LG_k^I(n)$  and  $LG_k^{I'}(n)$  coincide on the intersection  $LG_k^I(n) \cap LG_k^{I'}(n)$ . For the case of networks in an annulus, the direct check becomes too cumbersome. We suggest to bypass this difficulty in the following way.

Assume first that  $|I \cap I'| = k - 1$  and take  $i \in I \setminus I'$ ,  $j \in I' \setminus I$ . Clearly, the path reversal introduced in Section 4.1 establishes a bijection between the set  $\text{Net}_{I_1, J_1, I_2, J_2}^{ij}$  of networks in  $\text{Net}_{I_1, J_1, I_2, J_2}$  containing a path from  $i$  to  $j$  and the set  $\text{Net}_{I'_1, J'_1, I'_2, J'_2}^{ji}$  of networks in  $\text{Net}_{I'_1, J'_1, I'_2, J'_2}$  containing a path from  $j$  to  $i$ . Moreover, it is easy to see that Theorem 3.8 remains true for networks in  $\text{Net}_{I_1, J_1, I_2, J_2}^{ij}$ , and hence the 2-parametric family  $\{\cdot, \cdot\}_{I_1, J_1, I_2, J_2}$  is defined uniquely already by the fact that  $M_N$  is Poisson for any  $N \in \text{Net}_{I_1, J_1, I_2, J_2}^{ij}$ . Recall that the boundary measurement map  $M_N$  factors through  $\mathcal{F}_N$ . Besides, the path reversal map commutes with both the boundary measurement map and the projection  $y: \mathcal{E}_N \rightarrow \mathcal{F}_N$ . Therefore, Poisson structures  $\{\cdot, \cdot\}_{I_1, J_1, I_2, J_2}$  and  $\{\cdot, \cdot\}_{I'_1, J'_1, I'_2, J'_2}$  coincide on  $LG_k^I(n) \cap LG_k^{I'}(n)$ . If  $|I \cap I'| = r < k - 1$ , we consider a sequence  $(I = I^{(0)}, I^{(1)}, \dots, I^{(k-r)} = I')$  such that  $|I^{(t)} \cap I^{(t+1)}| = k - 1$  for all  $t = 0, \dots, k - r - 1$  and apply to each pair  $(I^{(t)}, I^{(t+1)})$  the same reasoning as above.  $\square$

## REFERENCES

- [BD] A. Belavin, V. Drinfeld, *Solutions of the classical Yang-Baxter equation for simple Lie algebras*, Functional Anal. Appl. **16** (1982), 159–180.

- [BFZ] A. Berenstein, S. Fomin, and A. Zelevinsky, *Parametrizations of canonical bases and totally positive matrices*, Adv. Math. **122** (1996), 49–149.
- [B] F. Brenti, *Combinatorics and total positivity*, J. Combin. Theory Ser. A **71** (1995), 175–218.
- [FT] L. Faddeev, L. Takhtajan, *Hamiltonian methods in the theory of solitons*, Springer, Berlin, 2007.
- [Fa] S. Fallat, *Bidiagonal factorizations of totally nonnegative matrices*, Amer. Math. Monthly, **108** (2001), 697–712.
- [FG1] L. Faybusovich, M. I. Gekhtman, *Elementary Toda orbits and integrable lattices*, J. Math. Phys. **41** (2000), 2905–2921.
- [FG2] L. Faybusovich, M. I. Gekhtman, *Poisson brackets on rational functions and multi-Hamiltonian structure for integrable lattices*, Phys. Lett. A **272** (2000), 236–244.
- [FZ] S. Fomin and A. Zelevinsky, *Total Positivity: tests and parametrizations.*, Math. Intelligencer. **22** (2000), 23–33.
- [GSV1] M. Gekhtman, M. Shapiro, and A. Vainshtein, *Cluster algebras and Poisson geometry*, Mosc. Math. J. **3** (2003), 899–934.
- [GSV2] M. Gekhtman, M. Shapiro, and A. Vainshtein, *Cluster algebras and Weil-Petersson forms*, Duke Math. J. **127** (2005), 291–311.
- [GSV3] M. Gekhtman, M. Shapiro, and A. Vainshtein, *Poisson geometry of directed networks in a disk*, arXiv: math/0805.3541.
- [GSV4] M. Gekhtman, M. Shapiro, and A. Vainshtein, *Bäcklund-Darboux transformations for Toda flows from cluster algebra perspective*, in preparation.
- [GSV5] M. Gekhtman, M. Shapiro, and A. Vainshtein, *Inverse problem for 1-1 networks on a cylinder*, in preparation.
- [GrSh] B. Grünbaum and G. Shephard, *Rotation and winding numbers for planar polygons and curves*, Trans. Amer. Math. Soc. **322** (1990), 169–187.
- [KM] S. Karlin, J. McGregor, *Coincidence Probabilities*, Pacific J. Math. **9** (1959), 1141–1164.
- [LP] T. Lam, P. Pylyavskyy, *Total positivity in loop groups I: whirls and curls*, arXiv:0812.0840.
- [M] J. Moser, *Finitely many mass points on the line under the influence of the exponential potential - an integrable system*, Dynamical systems, theory and applications, 467–497, Lecture Notes in Physics **38**, Springer, Berlin, 1975.
- [P] A. Postnikov, *Total positivity, Grassmannians and networks*, arXiv: math/0609764.
- [ReST] A. Reyman and M. Semenov-Tian-Shansky *Integrable systems*, Izhevsk, 2003.
- [S] J. Scott, *Grassmannians and cluster algebras*, Proc. London Math. Soc. **92** (2006), 345–380.

DEPARTMENT OF MATHEMATICS, UNIVERSITY OF NOTRE DAME, NOTRE DAME, IN 46556  
*E-mail address*: mgekhtma@nd.edu

DEPARTMENT OF MATHEMATICS, MICHIGAN STATE UNIVERSITY, EAST LANSING, MI 48823  
*E-mail address*: mshapiro@math.msu.edu

DEPARTMENT OF MATHEMATICS AND DEPARTMENT OF COMPUTER SCIENCE, UNIVERSITY OF HAIFA, HAIFA, MOUNT CARMEL 31905, ISRAEL  
*E-mail address*: alek@cs.haifa.ac.il