

A new uncertainty principle

C. Y. Chen

Department of Physics, Beijing University of Aeronautics
and Astronautics, Beijing, 100083, P.R.China

October 31, 2018

Abstract

By examining two counterexamples to the existing theory, it is shown, with mathematical rigor, that as far as scattered particles are concerned the true distribution function is in principle not determinable (indeterminacy principle or uncertainty principle) while the average distribution function over each predetermined finite velocity solid-angle element can be calculated.

1 Introduction

The distribution function, playing the most fundamental and most central role in classical statistical mechanics, is defined by the limiting process:

$$f(\mathbf{r}, \mathbf{v}, t) = \lim_{\Delta\mathbf{r} \rightarrow 0, \Delta\mathbf{v} \rightarrow 0} \frac{\Delta N}{\Delta\mathbf{r}\Delta\mathbf{v}}, \quad (1)$$

where $\Delta\mathbf{r} = \Delta x\Delta y\Delta z$ is a position volume element, $\Delta\mathbf{v} = \Delta v_x\Delta v_y\Delta v_z$ a velocity volume element and ΔN the number of the particles found in the phase-volume element $\Delta\mathbf{r}\Delta\mathbf{v}$. This concept has served us since the start of statistical mechanics and no serious challenge was put forward against it.

However, examining the definition (1) with mathematic rigor leads us to stimulating ideas. For instance, if, for whatever reason, some dimensions of $\Delta\mathbf{r}\Delta\mathbf{v}$ have to be kept finite (not infinitesimal), we have no choice but

*Email: cychen@buaa.edu.cn

to regard them as the uncertainty ranges over which $f(\mathbf{r}, \mathbf{v}, t)$ expressed by (1) is not truly determinable. To exclude such uncertainty, we need to show that the ratio in (1) will tend to a definite value no matter in what way $\Delta\mathbf{r}$ and $\Delta\mathbf{v}$ approach zero. This is by no means an insignificant or dispensable task in view of the fact that many intriguing examples in math have manifested that a multi-variable function should be considered to have no limit wherever it has path-dependent limits[1]. (Also note that taking partial derivatives at such places becomes unjustified and improper.)

Being exposed to a variety of thought experiments and doing thorough examinations on them[2, 3], we are now convinced that there indeed exist inherent constraints to limit how $\Delta\mathbf{r}$ and $\Delta\mathbf{v}$ tend to zero; or, in other words, there indeed exists a certain type of uncertainty principle. The situation, to some extent, resembles what happens to the uncertainty principle of quantum mechanics, which was in history, still is in usual textbooks, obtained from analyzing experimental facts.

Since the studies of distribution function were strongly influenced by Boltzmann's initial approach on the Boltzmann gas (by the term it is meant that particles there interact with each other via binary short-range forces), we shall here concern ourselves with the Boltzmann gas only.

In section 2, two plain counterexamples to the existing theory are presented, which hints that the commonly held notion about distribution functions is actually unsound. In section 3, the two counterexamples are formulated with help of the textbook methodology of collisions; it is found that only the average distribution function over each finite velocity solid-angle element can be calculated, while the true distribution function is in principle not determinable. In section 4, a special type of indeterminacy principle, or uncertainty principle, is addressed and discussed. Section 5 concludes this paper.

2 Counterexamples to the existing theory

To hint that the conventional notion about distribution functions indeed involves difficulty, two plain counterexamples against the Boltzmann theory are addressed in this section.

The first counterexample is related to the setup shown in Fig. 1, in which there are two dilute particle beams, produced by two sources, colliding with each other. On the premise that the initial distribution functions of beam 1 and beam 2 are respectively given as

$$f'_1(\mathbf{r}, \mathbf{v}'_1, t) \quad \text{and} \quad f'_2(\mathbf{r}, \mathbf{v}'_2, t), \quad (2)$$

we try to determine the distribution function of the beam 1 particles scattered by beam 2 particles, denoted as $f(\mathbf{r}, \mathbf{v}_1, t)$. In the consideration herein, f'_1 and f'_2 are assumed to be quite general, containing no δ -functions to avoid controversy[4], which can be accomplished by letting the two particle sources have finite temperatures and finite outlets. For $f \equiv f(\mathbf{r}, \mathbf{v}_1, t)$, we write Boltzmann's equation in the form[5]:

$$\frac{\partial f}{\partial t} + \mathbf{v}_1 \cdot \frac{\partial f}{\partial \mathbf{r}} + \frac{\mathbf{F}}{m} \cdot \frac{\partial f}{\partial \mathbf{v}_1} = \left(\frac{\delta f}{\delta t} \right)_{\text{gain}} - \left(\frac{\delta f}{\delta t} \right)_{\text{loss}}, \quad (3)$$

where m is the mass of a beam 1 particle, \mathbf{F} the external force, and $(\delta f / \delta t)_{\text{gain}}$ and $(\delta f / \delta t)_{\text{loss}}$ represent the collision terms making f increase and decrease respectively.

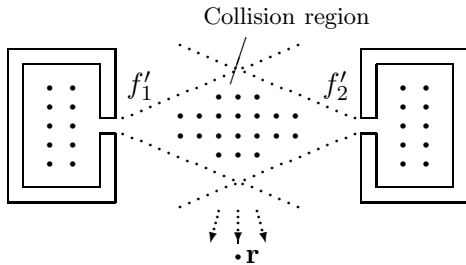


Fig. 1: Two particle beams colliding with each other.

Inside the collision region, due to the aforementioned assumption that the two beams are dilute, f must be much smaller than f'_1 or f'_2 and thereby

$$\left(\frac{\delta f}{\delta t} \right)_{\text{gain}} \propto f'_1 f'_2 \quad \text{and} \quad \left(\frac{\delta f}{\delta t} \right)_{\text{loss}} \propto (f f'_1 + f f'_2) \sim 0, \quad (4)$$

which means that secondary collisions can be neglected. By adopting that the situation is stationary (the sources produce particles in a constant manner during the time of interest) and there is no external force acting upon the particles, we arrive at

$$\mathbf{v}_1 \cdot \frac{\partial f}{\partial \mathbf{r}} = \left(\frac{\delta f}{\delta t} \right)_{\text{gain}} - \left(\frac{\delta f}{\delta t} \right)_{\text{loss}} > 0 \quad (5)$$

Outside the collision region, we get

$$\mathbf{v}_1 \cdot \frac{\partial f}{\partial \mathbf{r}} = 0. \quad (6)$$

In Fig. 2, what equations (5) and (6) say about the distribution function versus the distance to the system's center is schematically depicted by the dotted curve.

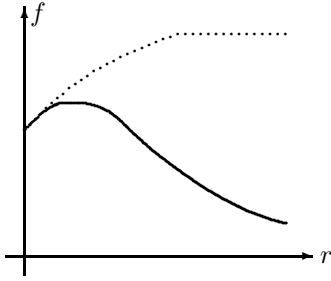


Fig. 2: Schematic of the distribution function versus the distance to the system's center. The dotted curve is related to Boltzmann's equation while the solid one to the reality.

However, our physical intuition, as well as any well-conducted experiment, tells us something remarkably different: the distribution function will, beyond a certain distance to the system's center, diminish gradually to zero, as the solid curve in Fig. 2 illustrates.

The second counterexample is shown in Fig. 3, in which the particles of a dilute beam (of δ -function type or not) collide with a solid boundary.

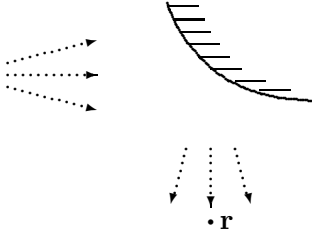


Fig. 3: A particle beam colliding with a solid-surface boundary

Again, Boltzmann's equation is employed to study the distribution function of the particles scattered by the boundary, denoted as $f(\mathbf{r}, \mathbf{v}_1, t) \equiv f$. If the situation is stationary and no external force applies, the distribution function obeys

$$\mathbf{v}_1 \cdot \frac{\partial f}{\partial \mathbf{r}} = 0. \quad (7)$$

In Fig. 4, what equation (7) says is given by the dotted curve while what our physical intuition, as well as real experiments, says by the solid curve.

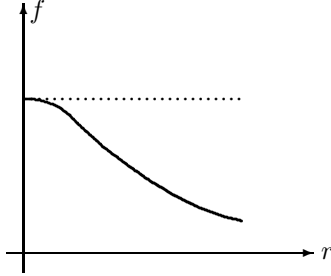


Fig. 4: Schematic of the distribution function versus the distance to the boundary. The dotted curve is related to Boltzmann’s equation while the solid one to the reality.

In view of the fact that all moving particles can be deemed as ones scattered either by other particles or by boundaries, the foregoing two counterexamples, though somewhat heretical, possess general significance.

3 Formulations of the counterexamples

In order to understand the counterexamples given in the last section, we shall try to formulate the distribution functions by all means available to us.

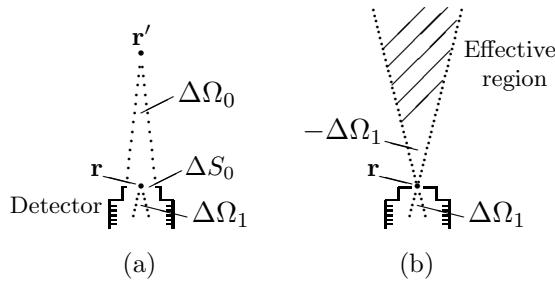


Fig. 5: (a) The detector’s opening is placed toward the collision region; (b) when the opening shrinks to zero, a clear-cut effective region is formed.

For the first counterexample, referring to Fig. 5, a virtual detector is

placed at the point \mathbf{r} where the velocity distribution is of interest and the opening of the detector is toward the collision region. We then assume that every beam 1 particle entering the detector within the velocity element $v_1^2 \Delta v_1 \Delta \Omega_1$ ($v_1 = |\mathbf{v}_1|$ and Ω_1 is the solid-angle of \mathbf{v}_1 in the velocity space) will be registered as an “effective particle”. According to the standard theory, the distribution function is the limit of the following ratio:

$$\frac{\Delta N_1}{\Delta \mathbf{r} \cdot v_1^2 \Delta v_1 \Delta \Omega_1}, \quad (8)$$

in which $\Delta \mathbf{r}$ is a spatial volume element just inside the detector opening and ΔN_1 is the number of all the effective particles in $\Delta \mathbf{r}$. It turns out that (8) can be directly and readily calculated except that there is a compromise.

The compromise is related to the fact that (8) can be evaluated only under the assumptions:

$$\Delta \mathbf{r} \rightarrow 0, \quad \Delta v_1 \rightarrow 0 \quad \text{and} \quad \Delta \Omega_1 \not\rightarrow 0. \quad (9)$$

In what follows, we shall do the calculation with (9) adopted, and later on investigate what happens if $\Delta \Omega_1$ also shrinks to zero.

Let ΔS_0 be the area of the detector opening and $\Delta \Omega_0$ be the solid angle domain formed by ΔS_0 and a point \mathbf{r}' in the collision region, as shown in Fig. 5(a). In order for the detector to detect the ratio (8) under (9), ΔS_0 , and thus $\Delta \Omega_0$, needs to be infinitely small. With $\Delta \Omega_1$ being finite and $\Delta \Omega_0$ being infinitesimal, it is found that the collisions occurring inside the region enclosed by the spatial cone $-\Delta \Omega_1$ will possibly produce effective particles while the collisions taking place elsewhere will not, as shown in Fig. 5(b). For convenience, the region, defined by \mathbf{r} and $-\Delta \Omega_1$, is named as the effective region and the path linking from a point in it to the detector opening as an effective path.

Following the textbook methodology of treating collisions almost exactly[5], the number of all relevant effective particles can be represented by

$$\Delta t' \int d\mathbf{r}' \int d\mathbf{v}'_1 \int d\mathbf{v}'_2 \int d\Omega \cdot 2u\sigma(\Omega) f'_1(\mathbf{r}', \mathbf{v}'_1, t') f'_2(\mathbf{r}', \mathbf{v}'_2, t'), \quad (10)$$

where $\int d\mathbf{r}' \cdots$ runs over the entire effective region (over all effective paths in the sense), $2u = |\mathbf{v}'_1 - \mathbf{v}'_2|$, σ is the cross section, $\int d\Omega \cdots$ runs over all the passages through which effective particles move and enter the detector, and $t' = t - |\mathbf{r} - \mathbf{r}'|/v_1$ reflects the delay between the collision time at \mathbf{r}' and the arrival time at \mathbf{r} .

Since $\sigma(\Omega)$ and $d\Omega$ are conveniently defined in the center-of-mass frame while the passages from the collision location to the detector opening are

conveniently defined in the laboratory frame, we must do something other than what textbooks have elaborated. With the aid of the notations $\mathbf{c}' \equiv (\mathbf{v}'_1 + \mathbf{v}'_2)/2$, $\mathbf{c} \equiv (\mathbf{v}_1 + \mathbf{v}_2)/2$, $\mathbf{u}' \equiv (\mathbf{v}'_1 - \mathbf{v}'_2)/2$, $\mathbf{u} \equiv (\mathbf{v}_1 - \mathbf{v}_2)/2$ and $u = |\mathbf{u}'|$, the conservation laws of energy and momentum can be written as (every particle of beam 1 and beam 2 is assumed to have the same mass)

$$\mathbf{c}' = \mathbf{c} \quad \text{and} \quad u = |\mathbf{u}'| = |\mathbf{u}|. \quad (11)$$

By virtue of $u = |\mathbf{u}'|$, expression (10) becomes

$$\Delta t' \int d\mathbf{r}' \int d\mathbf{c}' \int d\Omega' \int u^2 du \int d\Omega \cdot \|J\| 2u\sigma(\Omega) f'_1 f'_2, \quad (12)$$

where $\|J\| = \|\partial(\mathbf{v}'_1, \mathbf{v}'_2)/\partial(\mathbf{c}', \mathbf{u}')\| = 8$, $\int d\Omega' \cdots$ runs over all possible directions of $\mathbf{v}'_1 - \mathbf{v}'_2$, f'_1 and f'_2 stand for, respectively,

$$f'_1(\mathbf{r}', \mathbf{c}' + \mathbf{u}', t') \quad \text{and} \quad f'_2(\mathbf{r}', \mathbf{c}' - \mathbf{u}', t'). \quad (13)$$

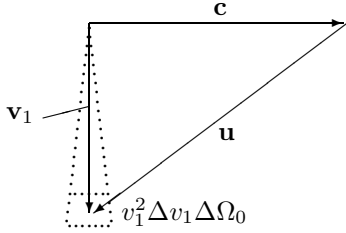


Fig. 6: Relation between \mathbf{c} , \mathbf{u} and \mathbf{v}_1 in the velocity space.

The geometry in the velocity space, shown in Fig. 5(a) and Fig. 6, informs us that

$$\int u^2 du \int d\Omega \cdots = v_1^2 \Delta v_1 \Delta \Omega_0 \cdots. \quad (14)$$

Fig. 5(a) also shows that the particles will, at the detector opening, occupy the spatial volume:

$$\Delta \mathbf{r} = |\mathbf{r} - \mathbf{r}'|^2 \Delta \Omega_0 v_1 \Delta t'. \quad (15)$$

Taking (12), (14) and (15) into account, we can express (8), under (9), as

$$f(\mathbf{r}, v_1, \Delta \Omega_1, t) = \frac{1}{v_1 \Delta \Omega_1} \int d\mathbf{r}' \int d\mathbf{c}' \int d\Omega' \frac{2u \|J\| \sigma(\Omega) f'_1 f'_2}{|\mathbf{r} - \mathbf{r}'|^2}. \quad (16)$$

All quantities in (16), explicit or implicit, are well defined. For instance, $\mathbf{u} \equiv (v_1 \mathbf{n}_0 - \mathbf{c}')$ with $\mathbf{n}_0 = (\mathbf{r} - \mathbf{r}')/|\mathbf{r} - \mathbf{r}'|$, $|\mathbf{u}'| = |\mathbf{u}| = u$ while \mathbf{u}' points in the direction of Ω' , and Ω is defined by \mathbf{u} and \mathbf{u}' .

It is obvious that expression (16) represents the distribution function averaged over the given, or chosen, finite velocity solid-angle element $\Delta\Omega_1$. At this stage, several points should be made. (i) No approximation has been introduced in the formulation. (ii) This formula is consistent with the solid curve in Fig. 2; interested readers may confirm it in real or computational experiments. (iii) The formalism lives with discontinuity comfortably. (iv) If necessary, the secondary collisions along each effective path can be taken into account in a relatively easy manner[3].

We now look at whether or not ‘the true distribution function’ can be determined. As mentioned in the introduction, if the limit of (8) exists, we shall meet with it as $\Delta\mathbf{r}$, Δv_1 and $\Delta\Omega_1$ tend to zero in whatever way. That is to say, the limit of (16), namely

$$\lim_{\Delta\Omega_1 \rightarrow 0} \frac{1}{v_1 \Delta\Omega_1} \int d\mathbf{r}' \int d\mathbf{c}' \int d\Omega' \frac{2u \|J\| \sigma(\Omega) f'_1 f'_2}{|\mathbf{r} - \mathbf{r}'|^2}, \quad (17)$$

expresses nothing but the true distribution function. To see whether (17) is mathematically meaningful, we inspect our formulation from (8) to (17) and examine each of the involved limiting processes. The following three groups of limiting processes appear very essential. (i) $\Delta S_0 \rightarrow 0$, thus $\Delta\Omega_0 \rightarrow 0$, that arises from $\Delta\mathbf{r} \rightarrow 0$. (ii) $\Delta\Omega_1 \rightarrow 0$ that arises from $\Delta\mathbf{v}_1 \rightarrow 0$. (iii) The integration itself can be deemed as a limit: the effective region is divided into many small elements in the analysis and the final integration is performed continuously over the region. It turns out that these limiting processes do not get along very well. As one example, if $\Delta\Omega_1$ becomes, when shrinking to zero, comparable to $\Delta\Omega_0$, the very definitions of the effective region and effective path will break down and the whole formalism will collapse. As another example, if we let $\Delta\Omega_1$ approach zero much slower than $\Delta\Omega_0$ does, the definition of the effective region manages to hold and expression (17) will, with help of $d\mathbf{r}' \approx |\mathbf{r} - \mathbf{r}'|^2 \Delta\Omega_1 dl$, become a line integral which corresponds to Boltzmann’s equation quite well. This outcome, seemingly desirable and desired, is actually misleading. Not only that the very spirit of the true distribution function, expressed by (1), prohibits any ordering between $\Delta\mathbf{r}$ and $\Delta\mathbf{v}_1$ (one type of path-dependence), but that the line integral yields, in terms of dealing with this example, a curve that is almost the same as the dotted one in Fig. 2.

We now turn our attention to the second counterexample in the last section. Interestingly, we shall encounter roughly the same difficulty.

Based on the notion that particles scattered by boundaries behave very much like ones emitted by boundaries[6], we describe the scattered particles

of this setup in terms of the emission rate ρ , which is defined as such that

$$dN = \rho(t', \mathbf{r}', v', \Omega') dt' dS' v'^2 dv' d\Omega' \quad (18)$$

represents the number of the particles scattered in dt' from a boundary patch dS' (located at \mathbf{r}') and emerging within the velocity range $v'^2 dv' d\Omega'$. Generally speaking, ρ depends on many factors, such as the distribution function of the incident particles, surface's geometry and surface's property, and ρ should be determined with help of experiments. For the purpose of this paper, we shall do our formulation on the premise that ρ is completely known.

As shown in Fig. 7, a virtual detector is placed at \mathbf{r} ; ΔS_0 and $\Delta\Omega_0$ are defined in the same way as in the first counterexample. Furthermore, the particles entering the detector within the velocity element $v_1^2 \Delta v_1 \Delta\Omega_1$ are also registered as effective particles and the assumptions expressed by (9) are also adopted at the beginning.

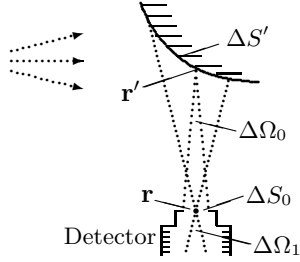


Fig. 7: A virtual detector is placed toward the boundary.

The area on the boundary surface enclosed by $-\Delta\Omega_1$ (starting from \mathbf{r}) will be called the effective area, denoted as $\Delta S'$. The particles emitted from a point \mathbf{r}' on $\Delta S'$ will, at the detector opening, occupy the spatial volume $|\mathbf{r} - \mathbf{r}'|^2 \Delta\Omega_0 v' dt'$. Integrating all the contributions from the effective area, we obtain “the distribution function” as

$$f(t, \mathbf{r}, v_1, \Delta\Omega_1) = \int_{\Delta S', \Delta v_1, \Delta\Omega_0} \frac{\rho(t', \mathbf{r}', v', \Omega') dt' dS' v'^2 dv' d\Omega'}{|\mathbf{r} - \mathbf{r}'|^2 \Delta\Omega_0 v' dt' \cdot v_1^2 \Delta v_1 \Delta\Omega_1}. \quad (19)$$

With help of $\Delta S_0 \rightarrow 0$ (thus $\Delta\Omega_0 \rightarrow 0$) and $\Delta v_1 \rightarrow 0$, expression (19) becomes

$$f(t, \mathbf{r}, v_1, \Delta\Omega_1) = \frac{1}{v_1 \Delta\Omega_1} \int_{\Delta S'} \frac{\rho(t', \mathbf{r}', v_1, \Omega') dS'}{|\mathbf{r} - \mathbf{r}'|^2}, \quad (20)$$

where $t' = t - |\mathbf{r} - \mathbf{r}'|/v_1$.

Expression (20) is nothing but the distribution function averaged over the finite velocity solid-angle domain. Can we arrive at the exact distribution function along the line? The answer to it is "no" again. If $\Delta\Omega_1$ goes smaller and becomes comparable to $\Delta\Omega_0$, the effective area will no longer be effective and the whole formalism will no longer hold.

Before leaving this section, it is relevant and interesting to examine whether or not we can, for our two foregoing cases, determine the limit:

$$\lim_{\Delta l \rightarrow 0, \Delta v_1 \rightarrow 0, \Delta\Omega_1 \rightarrow 0} \frac{\Delta N_1}{\Delta S_0 \Delta l \cdot v_1^2 \Delta v_1 \Delta\Omega_1}, \quad (21)$$

in which ΔS_0 , representing the opening area of the virtual detector, is kept to be finite (while $\Delta\Omega_1 \rightarrow 0$). Expression (21), though conjugate to (16), is not calculable in light of the fact that, to do the evaluation, we have to divide ΔS_0 into many dS_0 and then determine the true distribution function on each infinitesimal dS_0 , which cannot be done with $\Delta\Omega_1 \rightarrow 0$, as just revealed.

4 A special type of uncertainty principle

The last section has shown that there are intrinsic and unsurmountable difficulties to prevent us from formulating the genuine distribution function of scattered particles (unless there exists sure uniformness in space and in time); however, by partitioning the velocity solid-angle space into many finite elements, the average distribution function over each of the elements can be calculated. For a reasonably complex system, the taking-average strategy may be thought of as a 'better-than-none' one: once the way of partition is predetermined, how the genuine distribution function varies within each of the finite velocity solid-angle elements will be indeterminable and all possible effects caused by the variation within each of them will be beyond the investigation, which literally means that the link from any limited number of investigations (one way of partition defines one investigation) to the real behavior of the system is not truly certain. The aforementioned conception, concerning in what sense we can and cannot determine distribution functions, might be regarded as a special type of indeterminacy principle or uncertainty principle.

It is obvious that the integral formalism given in the last section plays a vital role in this issue. Not only that it serves as a mathematical demonstration on why the uncertainty principle has to be introduced, but that it offers an effective methodology to formulate the Boltzmann gas under the uncertainty principle. The following perspectives may help us to compare between the standard approach and this approach.

1. The standard theory is based on the tacit assumption that all distribution functions are either differentiable or can be approximated by differentiable functions, which is, however, in conflict with the fact that a variety of real distribution functions are discontinuous or quasi-discontinuous (of nonuniform continuity). This approach, while denying the legitimacy of differentiating distribution functions, lives with discontinuity comfortably: the final formula is in an integral form capable of handling discontinuity; and it yields a stepwise varying discontinuous distribution function everywhere.
2. As well known, one of the assumptions of Boltzmann's equation is the time-reversibility of particle collision, while one of the final conclusions of Boltzmann's equation is the time-irreversibility of particle collisions; the logic paradox there has inspired and continues to inspire a variety of discussions in the literature. Whereas, this approach is inherently of time-irreversibility in view of the fact that the resultant distribution function is obtained by integrating the distribution functions at previous times over a region (or area), via which a lot of historical and detailed information is erased explicitly.
3. In the standard approach, after a distribution function is obtained by solving Boltzmann's equation, presumably with help of specific initial and boundary conditions, the task of the kinetic theory is finished in a once-for-all manner. In this approach, we may alter the partition of finite velocity solid-angle elements and restart the calculation. By repeatedly doing so, a number of resultant distribution functions for the system can be obtained. If the system is sufficiently complex and the evolution time is sufficiently long, it is quite possible to find that same initial and boundary conditions result in dramatically different outcomes. This is partially related to the uncertainty nature of this approach and partially related to the non-uniqueness nature of our world.
4. As one of the most important features, this approach produces, in many simple cases, definite results that are directly verifiable with help of experimental or computational means. In particular, the two counterexamples against the standard theory presented in Sect. 2 have been nicely treated in Sect. 3.

Many issues, closely related and not so closely related, have yet to be explored; some of them are discussed by the author elsewhere[7].

5 Conclusion

It is often said that to decide whether a theory bears physical truth, one must be able to falsify it. Unfortunately, Boltzmann's theory has been established for so long that people in this community lose interest in doing so. This paper should, at least, serve as a clue that a considerable number of concepts and methodologies of the existing statistical theory need serious reconsideration.

Acknowledgement

Communication with Prof. Oliver Penrose is gratefully acknowledged. The author also thanks professors Hanying Guo, Ke Wu and Keying Guan for helpful discussion.

References

- [1] See, for instance, R. Courant and F. John, *Introduction to Calculus and Analysis*, (Springer, 1974).
- [2] C.Y. Chen, *Il Nuovo Cimento B* **V117B**, 177-181 (2002).
- [3] C.Y. Chen, *Perturbation Methods and Statistical Theories*, in English, (International Academic Publishers, Beijing, 1999). Contact the author if you are interested in getting it for free.
- [4] In one of my previous paper, some counterexamples against the existing theory were presented (cond-mat/0608712). However, the referees claimed that the initial distribution functions of the counterexamples involved using δ -functions (zero-temperature), which violated one of the assumptions of Boltzmann's equation.
- [5] See, for instance, F. Reif, *Fundamentals of Statistical and Thermal Physics*, (McGraw-Hill Book Company, 1965, 1987, 1988 in English and German).
- [6] See, for instance, M. N. Kogan *Rarefied Gas Dynamics*, (Plenum Press, New York, 1969).
- [7] C.Y. Chen, cond-mat/0608712, 0504497, 0412396; physics/0312043, 0311120, 0305006, 0010015, 0006033, 0006009, 9908062.