

# Turbulent Fluxes in Stably Stratified Boundary Layers

Victor S. L'vov\*

*Department of Chemical Physics, The Weizmann Institute of Science, Rehovot 76100, Israel and  
Department of Theoretical Physics, Institute for Magnetism, Ukraine National Ac. of Sci., Kiev, Ukraine*

Itamar Procaccia and Oleksii Rudenko

*Department of Chemical Physics, The Weizmann Institute of Science, Rehovot 76100, Israel*

We present an extended version of an invited talk given on the International Conference “Turbulent Mixing and Beyond”. The dynamical and statistical description of stably stratified turbulent boundary layers with the important example of the stable atmospheric boundary layer in mind is addressed. Traditional approaches to this problem, based on the profiles of mean quantities, velocity second-order correlations, and dimensional estimates of the turbulent thermal flux run into a well known difficulty, predicting the suppression of turbulence at a small critical value of the Richardson number, in contradiction with observations. Phenomenological attempts to overcome this problem suffer from various theoretical inconsistencies. Here we present an approach taking into full account all the second-order statistics, which allows us to respect the conservation of total mechanical energy. The analysis culminates in an analytic solution of the profiles of all mean quantities and all second-order correlations removing the unphysical predictions of previous theories. We propose that the approach taken here is sufficient to describe the lower parts of the atmospheric boundary layer, as long as the Richardson number does not exceed an order of unity. For much higher Richardson numbers the physics may change qualitatively, requiring careful consideration of the potential Kelvin-Helmholtz waves and their interaction with the vortical turbulence.

\*Electronic address: [victor.lvov@weizmann.ac.il](mailto:victor.lvov@weizmann.ac.il)

## Nomenclature

$\mathcal{A}$	Thermal flux production vector, (1.7e)	$\beta$	Buoyancy parameter, $g\tilde{\beta}$
$\mathcal{B}$	Pressure-temperature-gradient-vector, (1.7f)	$\tilde{\beta}$	Thermal expansion coefficient
$\mathcal{C}_{ij}$	Energy conversion tensor, (1.7b)	$\gamma_{\text{RI}}$	Relaxation frequency of $\tau_{ij}$ , $i = j$
$\mathcal{D}/\mathcal{D}t$	Substantial derivative, $\partial/\partial t + \mathbf{U} \cdot \nabla$	$\tilde{\gamma}_{\text{RI}}$	Relaxation frequency of $\tau_{ij}$ , $i \neq j$
$D/Dt$	Mean substantial derivative, $\partial/\partial t + \mathbf{U} \cdot \nabla$	$\gamma_{\text{RD}}$	Relaxation frequency of $\mathbf{F}$
$E_{\text{K}}$	Turbulent kinetic energy per unit mass, $ \mathbf{u} ^2/2$	$\gamma_{uu}$	Relaxation frequency of $E_{\text{K}}$
$E_{\ominus}$	”Temperature energy” per unit mass, $\theta^2/2$	$\gamma_{\theta\theta}$	Relaxation frequency of $E_{\ominus}$
$\mathbf{F}$	Turbulent thermal flux per unit mass, $\langle \mathbf{u}\theta \rangle$	$\varepsilon_{ij}$	Dissipation tensor of $\tau_{ij}$ , (1.6)
$F_*$	Thermal flux at zero elevation $z = 0$	$\epsilon$	Dissipation vector of $\mathbf{F}$ , (1.6)
$\mathbf{g}$	Gravity acceleration, $\mathbf{g} = -g\hat{\mathbf{z}}$	$\varepsilon$	Dissipation of $E_{\ominus}$ , (1.6)
$L$	Monin-Obukhov length, $u_*^3/\beta F_*$	$\Theta_d$	Deviation of potential temperature from BRS
$\ell$	Outer scale of turbulence, external parameter	$\Theta$	Mean potential temperature, $\langle \Theta_d \rangle$
$\mathcal{P}_{ij}$	Rate of Reynolds stress production, (1.7a)	$\theta$	Fluctuating potential temperature, $\Theta_d - \langle \Theta_d \rangle$
$p, \tilde{p}, p_*$	Total, fluctuating and zero level pressures	$\theta_*$	Potential temperature at zero elevation, $F_*/u_*$
$\text{Pr}_{\text{T}}$	Turbulent Prandtl number, $\nu_{\text{T}}/\chi_{\text{T}}$	$\lambda_*$	Viscous lengthscale, $\nu/u_*$
$\text{Ri}_{\text{flux}}$	Flux Richardson number, $\beta F_z/\tau_{xz} S_{\text{U}}$	$\nu$	Kinematic viscosity
$\text{Ri}_{\text{grad}}$	Gradient Richardson number, $\beta S_{\ominus}/S_{\text{U}}^2$	$\nu_{\text{T}}$	Turbulent viscosity
$\mathcal{R}_{ij}$	Pressure-rate-of-strain-tensor, (1.7c)	$\rho$	density of the fluid
$S_{\text{U}}$	Mean velocity gradient, $dU/dz$	$\tau_{ij}$	Reynolds stress tensor, $\langle u_i u_j \rangle$
$S_{\ominus}$	Mean potential temperature gradient, $d\Theta/dz$	$\tau_*$	Mechanical momentum flux at zero elevation (at the ground)
$T$	Molecular temperature	$\chi$	Kinematic thermal conductivity
$\mathbf{U}$	Velocity field	$\chi_{\text{T}}$	Turbulent thermal conductivity
$\mathbf{U}$	Mean velocity, $\langle \mathbf{U} \rangle$	BRS	Basic Reference State
$\mathbf{u}$	Fluctuating velocity, $\mathbf{U} - \mathbf{U}$	$\hat{\mathbf{z}}$	vertical (wall-normal) unit vector
$u_*$	(Wall) friction velocity, $\sqrt{\tau_*}$		
$\hat{\mathbf{x}}$	horizontal (streamwise) unit vector		

## Introduction

The lower levels of the atmosphere are usually strongly influenced by the Earth's surface. Known as the atmospheric boundary layer, this is the part of the atmosphere where the surface influences the temperature, moisture, and velocity of the air above through the turbulent transfer of mass.

The stability of the atmospheric boundary layer depends on the profiles of the density and the temperature as a function of the height above the ground. During normal summer days the land mass warms up and the temperature is higher at lower elevations. If it were not for the decrease in density of the air as a function of the height, such a situation of heating from below would have been always highly unstable. In fact, the boundary layer is considered stable as long as the temperature decreases at the dry adiabatic lapse rate ( $T' \approx -9.8^\circ\text{C}$  per kilometer) throughout most of the boundary layer. With such a rate of cooling one balances out the decrease in density. With a higher degree of cooling one refers to the atmospheric boundary layer as unstably stratified, whereas with a lower degree of cooling the situation is stably stratified. Stably stratified boundary layer occurs typically during clear, calm nights. In extreme cases turbulence tends to cease, and radiational cooling from the surface results in a temperature that increases with height above the surface.

The tendency of the atmosphere to be turbulent does not depend only on the rate of cooling but also on the mean shear in the vertical direction. The commonly used parameter to describe the tendency of the atmosphere to be turbulent is the ‘‘gradient’’ Richardson number (Richardson, 1920), defined as

$$\text{Ri}_{\text{grad}} \equiv \frac{\beta d\Theta(z)/dz}{[dU_x/dz]^2}, \quad (0.1)$$

where  $x$  is the stream-wise direction,  $z$  is the height above the ground,  $\Theta(z)$  is the mean potential temperature profile, (which differs from the mean temperature profile  $T(z)$  by accounting for the adiabatic cooling of the air during its expansion:  $d\Theta(z)/dz = dT(z)/dz + |T'|$ ),  $\beta = \tilde{\beta}g$  is the buoyancy parameter in which  $\tilde{\beta}$  is the adiabatic thermal expansion coefficient (for an ideal gas  $\tilde{\beta} = 1/T$ ), and  $g$  is the gravitational acceleration. The mean shear  $dU_x/dz$  is defined in terms of the mean velocity  $\mathbf{U}$ , which in the simplest case of flat geometry depends only on the vertical coordinate  $z$ . The parameter  $\text{Ri}_{\text{grad}}$  represents the ratio of the generation or suppression of turbulence by buoyant production of energy to the mechanical generation of energy by wind shear.

This paper is an extended presentation of an invited talk given on International Conference ‘‘Turbulent Mixing and Beyond’’ devoted, in particular, to the problems of fluid dynamics, turbulence, geophysics and statistics, that are long-standing challenging tasks. Here we consider the description of stably stratified turbulent bound-

ary layers (TBL), taking as an example the case of stable thermal stratification. Since the 50's of twentieth century, traditional models of stratified TBL generalize models of unstratified TBL, based on the budget equations for the kinetic energy and mechanical momentum; see reviews of Umlauf and Burchard (2005), Weng and Taylor (2003). The main difficulty is that the budget equations are not closed; they involve turbulent fluxes of mechanical moments  $\tau_{ij}$  (known as the ‘‘Reynolds stress’’ tensor) and a thermal flux  $\mathbf{F}$  (for the case of thermal stratification):

$$\tau_{ij} \equiv \langle u_i u_j \rangle, \quad \mathbf{F} \equiv \langle \mathbf{u} \theta \rangle, \quad (0.2)$$

where  $\mathbf{u}$  and  $\theta$  stand for the turbulent fluctuating velocity and the potential temperature with zero mean. The nature of the averaging procedure behind the symbol  $\langle \dots \rangle$  will be specified below.

Earlier estimates of the fluxes (0.2) are based on the concept of the down-gradient turbulent transport, in which, similarly to the case of molecular transport, a flux is taken proportional to the gradient of transported property times a corresponding (turbulent) transport coefficient:

$$\tau_{xz} = -\nu_T dU_x/dz, \quad \nu_T \approx C_\nu \ell_z \sqrt{\tau_{zz}}, \quad (0.3a)$$

$$F_z = -\chi_T d\Theta/dz, \quad \chi_T \approx C_\chi \ell_z \sqrt{\tau_{zz}}, \quad \text{etc.} \quad (0.3b)$$

Here the turbulent-eddy viscosity  $\nu_T$  and turbulent thermal conductivity  $\chi_T$  are estimated by dimensional reasoning via the vertical turbulent velocity  $\sqrt{\tau_{zz}}$  and a scale  $\ell_z$  (which in the simplest case is determined by the elevation  $z$ ). The dimensionless coefficients  $C_\nu$  and  $C_\chi$  are assumed to be of the order of unity.

This approach meets serious difficulties (Zeman, 1981), in particular, it predicts full suppression of turbulence when the stratification exceeds a critical level, for which  $\text{Ri}_{\text{grad}} \approx 0.25$ . On the other hand, in observations of the atmospheric turbulent boundary layer turbulence exists for much larger values than  $\text{Ri}_{\text{grad}} = 0.25$ : experimentally above  $\text{Ri}_{\text{grad}} = 10$  and even more (see Galperin et al. (2007) and references therein). In models for weather predictions this problem is ‘‘fixed’’ by introducing fit functions  $C_\nu(\text{Ri}_{\text{grad}})$  and  $C_\chi(\text{Ri}_{\text{grad}})$  instead of the constant  $C_\nu$  and  $C_\chi$  in the model parametrization (0.3). This technical ‘‘solution’’ is not based on any physical derivation and just masks the shortcomings of the model. To really solve the problem one has to understand its physical origin, even though from a purely formal viewpoint it is indeed possible that a dimensionless coefficient like  $C_\chi$  can be any function of  $\text{Ri}_{\text{grad}}$ .

To expose the physical reason for the failure of the down-gradient approach, recall that in a stratified flow, in the presence of gravity, the turbulent kinetic energy is *not* an integral of motion. Only the total mechanical energy, the sum of the kinetic and the potential energy, is conserved in the inviscid limit. As it was shown already by Richardson, the difficult point is that an important contribution to the potential energy comes not just from

the mean density profile, but from the density fluctuations. Clearly, any reasonable model of the turbulent boundary layer must obey the conservation laws.

The physical requirement of conserving the total mechanical energy calls for an explicit consideration not only of the mean profiles, but also of *all* the relevant second-order, one-point, simultaneous correlation functions of *all* the fluctuating fields together with some closure procedure for the appearing third order moments. First of all, in order to account for the important effect of stratification on the anisotropy, we must write explicit equations for the entire Reynolds stress tensor,  $\tau_{ij} = \langle u_i u_j \rangle$ . Next, in the case of the temperature stratified turbulent boundary layers we follow tradition [see, e.g. Zeeman (1981), Hunt et al. (1988), Schumann and Gerz (1995), Hanazaki and Hunt (2004), Keller and van Atta (2000), Stretch et al. (2001), Elperin et al. (2002), Cheng et al. (2002) Luyten et al. (2002), and Rehmann and Hwang (2005)] and account for the turbulent potential energy which is proportional to the variance of the potential temperature deviation,  $\langle \theta^2 \rangle$ . And last but not least, we have to consider explicitly equations for the vertical fluxes,  $\tau_{xz}$  and  $F_z$ , which include the down gradient terms proportional to the velocity and temperature gradients, and counter-gradient terms, proportional to  $F_x$  (in the equation for  $\tau_{xz}$ ) and to  $\langle \theta^2 \rangle$  (in the equation for  $F_z$ ).

Unfortunately, the resulting second order closure seems to be inconsistent with the variety of boundary-layer data, and many authors took the liberty to introduce additional fitting parameters and sometimes fitting functions to achieve a better agreement with the data (see reviews of Umlauf and Burchard (2005), Weng and Taylor (2003), Zeeman, (1981), Melor and Yamada (1974), and references therein). Moreover, in the second order closures the problem of critical Richardson number seems to persists (Cheng et al., 2002; Canuto, 2002).

Notice that in spite of obvious inconsistency of the first-order schemes, most of the practically used turbulent models are based on the concept of the down-gradient transport. One of the reasons is that in the second-order schemes instead of two down-gradient equations (0.3) one needs to take into account eight nonlinear coupled additional equations i.e. four equations for the Reynolds stresses, three equations for the heat fluxes and equation for the temperature variance. As the result, the second-order schemes have seemed to be rather cumbersome for comprehensive analytical treatment and have allowed to find only some relationships between correlation functions (see, e.g., Cheng et al., 2002). Unfortunately, the numerical solutions to the complete set of the second-order schemes equations which involve too many fitting parameters are much less informative in clarification of physical picture of the phenomenon than desired analytical ones.

In this paper we suggest a relatively simple second-order closure model of turbulent boundary layer with stable temperature stratification that, from one hand,

accounts for main relevant physics in the stratified TBL and, from the other hand, is simple enough to allow complete analytical treatment including the problem of critical  $Ri_{\text{grad}}$ . To reach this goal we approximate the third order correlations via the first- and second-order ones, accounting only for the most physically important terms. We will try to expose the approximations in a clear and logical way, providing the physical justification as we go along. Resulting second-order model consist of nine coupled equations for the mean velocity and temperature gradients, four components of the Reynolds stresses, two components of the temperature fluxes and the temperature variance. Thanks to the achieved simplicity of the model we found an approximate analytical solution of these equations, expressing all nine correlations as functions of only one governing parameter,  $\ell(z)/L$ , where  $\ell(z)$  is the outer scale of turbulence (depending on the elevation  $z$  and also known as the “dissipation scale”) and  $L$  – is the Obukhov length.

We would like also to stress, that in our approach  $\ell(z)/L$  is an external parameter of the problem. For small elevations  $z \ll L$ , it is well accepted that  $\ell(z)$  is proportional to  $z$ , while the  $\ell(z)$  dependence is still under debate for  $z$  comparable or exceeding  $L$ . For  $z \gtrsim L$  the assignment and discussion of the actual dependence of the outer scale of turbulence,  $\ell(z)$ , which is manifested in the nature is out of the scope of this paper, and is remained for future work. At time being, we can analyze consequences of our approach for the following versions of  $\ell(z)$  dependence at  $z \gg L$ :

- function  $\ell(z)$  is saturated at some level of the order of  $L$ . For concreteness we can take

$$1/\ell(z) = \sqrt{(d_1 z)^{-2} + (d_2 L)^{-2}}, \quad d_1 \sim d_2 \sim 1. \quad (0.4)$$

- $\ell(z)$  is again proportional to  $z$  for elevations much larger than  $L$ :  $\ell(z) = d_3 z$  but with the proportionality constant  $d_3 < d_1$ . If so, we can also study the case  $\ell(z) \gg L$  even though such a condition may not be realizable in Nature. In that case our analysis of the limit  $\ell(z) \gg L$  has only a methodological character: it allows to derive an approximate analytic solution for all the objects of interest as functions of  $\ell(z)/L$  that is also valid for the outer scale of turbulence not exceeding a value of the order of  $L$ .

It should be noticed that traditional turbulent closures (including ours) cannot be applied for strongly stratified flows with  $Ri_{\text{grad}} \gtrsim 1$  (may be even at  $Ri_{\text{grad}} \sim 1$ ). The main reason is that these closures are roughly justified for developed *vortical* turbulence, in which the eddy-turnover time is of the order of its life time; in other words, there are no well defined “quasi-particles” or waves. This is not the case for stable stratification with  $Ri_{\text{grad}} \gtrsim 1$ , in which the Brunt-Väisälä frequency

$$N \equiv \sqrt{\beta d\Theta(z)/dz}, \quad (0.5)$$

is larger then the eddy-turnover frequency  $\gamma$ . It means that for  $Ri_{\text{grad}} \gtrsim 1$  there are weakly decaying Kelvin-Helmholtz internal gravity waves (with characteristic

frequency  $N$  and decay time above  $1/\gamma$ ), propagating on large distances, essentially effecting on TBL, as pointed out by Zilitinkevich, (2002). We concentrate in our paper on self-consistent description of the lower part of the atmospheric TBL, in which turbulence has vortical character and consequently, large values of  $Ri_{\text{grad}}$  do not appear. We relate large values of  $Ri_{\text{grad}}$  in the upper part of TBL with contributions of the internal gravity waves to the energy and the energy flux in TBL, to the momentum flux, and to the production of (vortical) turbulent energy. Due to their instability in a shear flow, the waves can break and create turbulent kinetic energy. All these effects are beyond the framework of our paper. Their description in the upper “potential-wave” TBL and intermediate region with the combined “vortical-potential” turbulent velocity field is in our nearest agenda.

To make the paper more transparent for wide audience, not necessarily experts in atmospheric TBL, we attempt to present the material in a self-contained manner, and organized it as follows.

In Sect. IA we use the Oberbeck-Boussinesq approximation and apply the standard Reynolds decomposition (into mean values and turbulent zero-mean fluctuations of the velocity and temperature fields) to derive equations for the mean values and balance equations for all relevant second-order correlation functions. In Sect. IB we demonstrate that the resulting balance equations exactly preserve (in the non-dissipative limit) the total mechanical energy of the system, that consists of the kinetic energy of the mean flow, kinetic energy and potential energy of the turbulent subsystem.

In Sect. II we describe the proposed closure procedure that results in a model of stably stratified TBL, that accounts explicitly for all relevant second-order correlations. The third order correlations which appear in the theory are modeled in terms of second-order correlations in Sects. IIA and B. Further simplifications are presented in Sects. IIC and D for stationary turbulent flows in a plane geometry outside the viscous and buffer layers. In Sect. IIE we suggest a generalization of the standard “wall-normalization” to obtain the model equations in a dimensionless form with only one governing parameter,  $\ell(z)/L$ .

Section III A contains approximate analytical solution of the model. It is shown that the analytical solution deviates from the numerical counterpart in less than a few percent in the entire interval  $0 \leq (\ell/L) < \infty$ .

The last Sect. III is devoted to a detailed description of our results: profiles of the mean velocity and potential temperature (Sect. IIIA), profiles of the turbulent kinetic and “temperature” energies, profiles of the anisotropy of partial kinetic energies (Sect. IIIB), profiles of the turbulent transport parameters  $\nu_T$  and  $\chi_T$ , profiles of the gradient- and flux-Richardson numbers  $Ri_{\text{grad}}$  and  $Ri_{\text{flux}}$ , and the dependence of the turbulent Prandtl number  $Pr_T$  vs.  $\ell/L$  and  $Ri_{\text{grad}}$ , Sect. IIIC. In conclusion Sect. IIID, we consider the validity of the down-gradient transport concept (0.3) and explain why it is violated in the up-

per part of TBL. The problem of critical  $Ri_{\text{grad}}$  is also discussed.

## I. SIMPLIFIED DYNAMICS IN A STABLY TEMPERATURE-STRATIFIED TBL AND THEIR CONSERVATION LAWS

The aim of this section is to consider the simplified dynamics of a stably temperature-stratified turbulent boundary layer, aiming finally at an explicit description of the height dependence of important quantities like the mean velocity, mean temperature, turbulent kinetic and potential energies, etc. In general one expects very different profiles from those known in standard (unstratified) wall-bounded turbulence. We want to focus on these differences and propose that they occur already relatively close to the ground allowing us to neglect (to the leading order) the dependence of the density on height and the Coriolis force. We thus begin by simplifying the hydrodynamic equations which are used in this section.

### A. Simplified hydrodynamic equations and Reynolds decomposition

First we briefly overview the derivation of the governing equations in the Boussinesq approximation. The system of hydrodynamic equations describing a fluid in which the temperature is not uniform consists of the Navier-Stokes equations for the fluid velocity,  $\mathbf{U}(\mathbf{r}, t)$ , a continuity equation for the space and time dependent (total) density of the fluid,  $\rho(\mathbf{r}, t)$ , and of the heat balance equation for the (total) entropy per unit mass,  $\mathcal{S}(\mathbf{r}, t)$ , Landau and Lifshitz, 1987.

These equations are considered with boundary conditions that maintain the solution far from the equilibrium state, where  $\mathbf{U} = \mathcal{S} = 0$ . These boundary conditions are  $\mathbf{U} = 0$  at zero elevation,  $\mathbf{U} = \text{const}$  at a high elevation of a few kilometers. This reflects the existence of a wind at high elevation, but we do not attempt to model the physical origin of this wind in any detail. The only important condition with regards to this wind is that it maintains a momentum flux towards the ground that is prescribed as a function of the elevation. Similarly, we assume that a stable temperature stratification is maintained such that the heat flux towards the ground is prescribed as well.

We neglect the viscous entropy production term assuming that the temperature gradients are large enough such that the thermal entropy production term dominates. For simplicity of the presentation we restrict ourselves by relatively small elevations and disregard the Coriolis force (for more details, see Wyngaard, 1992). On the other hand we assume that the temperature and density gradients in the entire turbulent boundary layer are sufficiently small to allow employment of local thermodynamic equilibrium. In other words, we assume the validity of the equation of state.

As a “basic reference state” (BRS) denoted hereafter by a subscript “<sub>b</sub>” we use the isentropic model of the atmosphere, where the entropy is considered space homogeneous. Now assuming smallness of deviations of the density and pressure from their BRS values and exploiting the equation of state, one obtains a simplified equation, which is already very close to the standard Navier-Stokes equation in the Boussinesq approximation. Introducing (generalized) potential temperature, one results in the well-known system of hydrodynamic equations in the Boussinesq approximation. Close to the ground, where one can neglect the dependence of the density on height, the system reads:

$$\frac{D\mathbf{U}}{Dt} = -\frac{\nabla p}{\rho_b} - \beta \Theta_d + \nu \Delta \mathbf{U}, \quad \frac{D\Theta_d}{Dt} = \chi \Delta \Theta_d. \quad (1.1)$$

Here  $D/Dt \equiv \partial/\partial t + \mathbf{U} \cdot \nabla$  is the convection time derivative,  $p$  – deviation of pressure from BRS,  $\rho_b$  is the density in BRS,  $\beta = g\tilde{\beta}$  is the buoyancy parameter ( $\beta = -z\tilde{\beta}$ ,  $\beta = g\tilde{\beta}$ ,  $g$  is the gravity acceleration and  $\tilde{\beta}$  is the thermal expansion coefficient, which is equal to  $1/T$ , reciprocal molecular temperature, for an ideal gas),  $\Theta_d$  is the deviation of the potential temperature from BRS value,  $\nu$  – kinematic viscosity and  $\chi$  is the kinematic thermal conductivity.

To develop equations for the mean quantities and correlation functions one applies the Reynolds decomposition:  $\mathbf{U} = \mathbf{U} + \mathbf{u}$ ,  $\langle \mathbf{U} \rangle = \mathbf{U}$ ,  $\langle \mathbf{u} \rangle = 0$ ,  $\Theta_d = \Theta + \theta$ ,  $\langle \Theta_d \rangle = \Theta$ ,  $\langle \theta \rangle = 0$ ,  $p = \langle p \rangle + \tilde{p}$ ,  $\langle \tilde{p} \rangle = 0$ . Here the average  $\langle \dots \rangle$  stands for an averaging over a horizontal plane at a constant elevation. This leaves the average quantities with a  $z, t$  dependence only. Substituting in Eqs. (1.1) one gets equations of motion for the mean velocity and mean temperature profiles

$$\frac{DU_i}{Dt} + \nabla_j \tilde{\tau}_{ij} = -\frac{\nabla_i \langle p \rangle}{\rho_b} - \beta_i \Theta, \quad \frac{D\Theta}{Dt} + \nabla \cdot \tilde{\mathbf{F}} = 0. \quad (1.2)$$

Here  $D/Dt \equiv \partial/\partial t + \mathbf{U} \cdot \nabla$  is the mean convection derivative. The total (molecular and turbulent) momentum and thermal fluxes are

$$\tilde{\tau}_{ij} \equiv -\nu \nabla_j U_i + \tau_{ij}, \quad \tilde{\mathbf{F}} \equiv -\chi \nabla \Theta + \mathbf{F}, \quad (1.3)$$

where  $\tau_{ij} = \langle u_i u_j \rangle$  is the Reynolds stress tensor describing the turbulent momentum flux, and  $\mathbf{F} = \langle \mathbf{u} \theta \rangle$  is the turbulent thermal flux. In order to derive equations for these correlation functions, one considers the equations of motion for the fluctuating velocity and temperature:

$$D\mathbf{u}/Dt = -\mathbf{u} \cdot \nabla \mathbf{U} - \mathbf{u} \cdot \nabla \mathbf{u} + \langle \mathbf{u} \cdot \nabla \mathbf{u} \rangle \quad (1.4a)$$

$$-(\nabla \tilde{p}/\rho_b) + \nu \Delta \mathbf{u} - \beta \theta,$$

$$D\theta/Dt = -\mathbf{u} \cdot \nabla \Theta - \mathbf{u} \cdot \nabla \theta + \chi \Delta \theta + \langle \mathbf{u} \cdot \nabla \theta \rangle. \quad (1.4b)$$

The whole set of the second order correlation functions includes the Reynolds stress,  $\tau_{ij}$ , the turbulent thermal flux,  $\mathbf{F}$ , and the “temperature energy”  $E_\theta \equiv \langle \theta^2 \rangle / 2$ , which is denoted and named by analogy with the turbulent kinetic energy density (per unit mass and unit

volume),  $E_K = \langle |\mathbf{u}|^2 \rangle / 2 = \text{Tr}\{\tau_{ij}\} / 2$ . Using (1.4) one gets the following “balance equations”:

$$\frac{D\tau_{ij}}{Dt} + \varepsilon_{ij} + \frac{\partial}{\partial x_k} T_{ijk} = \mathcal{P}_{ij} - \mathcal{C}_{ij} + R_{ij}, \quad (1.5a)$$

$$\frac{DF_i}{Dt} + \epsilon_i + \frac{\partial}{\partial x_j} T_{ij} = \mathcal{A}_i + \mathcal{B}_i, \quad (1.5b)$$

$$\frac{DE_\theta}{Dt} + \varepsilon + \nabla \cdot \mathbf{T} = -\mathbf{F} \cdot \nabla \Theta. \quad (1.5c)$$

Here we denoted the dissipations of the Reynolds-stress, heat-flux and the temperature energy by

$$\varepsilon_{ij} \equiv 2\nu \left\langle \frac{\partial u_i}{\partial x_k} \frac{\partial u_j}{\partial x_k} \right\rangle, \quad \epsilon_i \equiv (\nu + \chi) \left\langle \frac{\partial \theta}{\partial x_k} \frac{\partial u_i}{\partial x_k} \right\rangle, \\ \varepsilon \equiv \chi \langle |\nabla \theta|^2 \rangle, \quad (1.6)$$

The last term on the LHS of each of Eqs. (1.5) describes *spatial* flux of the corresponding quantity. In models of wall bounded unstratified turbulence it is known that these terms are very small almost everywhere. We do not have sufficient experience with the stratified counterpart to be able to assert that the same is true here. Nevertheless, for simplicity we are going to neglect these terms. It is possible to show that the accounting for these terms does not influence much the results. Note that keeping these terms turns the model into a set of differential equations which are very cumbersome to analyze. This is a serious uncontrolled step in our development, so we cross our fingers and proceed with caution. Since these terms are neglected we do not provide here the explicit expressions for  $T_{ijk}$ ,  $T_{ij}$ , and  $\mathbf{T}$ .

The first term on the RHS of the balance Eq. (1.5a) for the Reynolds stresses is the “Energy Production tensor”  $\mathcal{P}_{ij}$ , describing the production of the turbulent kinetic energy from the kinetic energy of the mean flow, proportional to the gradient of the mean velocity:

$$\mathcal{P}_{ij} \equiv -\tau_{ik} \partial U_j / \partial x_k - \tau_{jk} \partial U_i / \partial x_k. \quad (1.7a)$$

The second term on the RHS of Eq. (1.5a),  $\mathcal{C}_{ij}$ , will be referred hereafter to as the “Energy Conversion tensor”. It describes the conversion of the turbulent kinetic energy into potential energy. This term is proportional to the buoyancy parameter  $\beta$  and the turbulent thermal flux  $\mathbf{F}$ :

$$\mathcal{C}_{ij} \equiv -\beta (F_i \delta_{jz} + F_j \delta_{iz}). \quad (1.7b)$$

The next term in the RHS of Eq. (1.5a) is known as the “Pressure-rate-of-strain tensor”:

$$\mathcal{R}_{ij} \equiv \langle \tilde{p} s_{ij} / \rho_b \rangle, \quad s_{ij} \equiv \partial u_i / \partial x_j + \partial u_j / \partial x_i. \quad (1.7c)$$

In incompressible turbulence its trace vanishes, therefore  $\mathcal{R}_{ij}$  does not contribute to the balance of the kinetic energy. As we will show in Sec. II A, this tensor can be presented as the sum of three contributions (Zeman, 1981),

$$\mathcal{R}_{ij} = R_{ij}^{\text{RI}} + R_{ij}^{\text{IP}} + R_{ij}^{\text{IC}}, \quad (1.7d)$$

in which  $R_{ij}^{\text{RI}}$  is responsible for the nonlinear process of isotropization of turbulence and is traditionally called the ‘‘Return-to-Isotropy’’,  $R_{ij}^{\text{IP}}$  is similar to the energy production tensor (1.7a) and is called ‘‘Isotropization of Production’’. A new term, appearing in the stratified flow,  $R_{ij}^{\text{IC}}$ , is similar to the energy conversion tensor (1.7b) and will be referred to as the ‘‘Isotropization of Conversion’’.

Consider the balance of the turbulent thermal flux  $\mathbf{F}$ , Eq. (1.5b). The first term in the RHS,  $\mathcal{A}$ , describes the source of  $\mathbf{F}$  and, by analogy with the energy-production tensor,  $\mathcal{P}_{ij}$ , is called ‘‘Thermal-flux production vector’’. Like  $\mathcal{P}_{ij}$ , Eq. (1.7b), it has the contribution,  $A_i^{SU}$ , proportional to the mean velocity gradient:

$$\begin{aligned} \mathcal{A}_i &\equiv A_i^{SU} + A_i^{S\Theta} + A_i^{E\theta}, & A_i^{SU} &\equiv -\mathbf{F} \cdot \nabla U_i, \\ A_i^{S\Theta} &\equiv -\tau_{ij} \partial\Theta/\partial x_j, & A_i^{E\theta} &\equiv 2\beta E_\theta \delta_{iz}, \end{aligned} \quad (1.7e)$$

and two additional contributions, related to the temperature gradient and to the ‘‘temperature energy’’,  $E_\theta$ , and the buoyancy parameter. One sees, that in contrary to the oversimplified assumption (0.3b), the thermal flux in such a turbulent media cannot be considered as proportional to the temperature gradient. It has also a contribution proportional to the velocity gradient and even to the square of the temperature fluctuations. Moreover, the RHS of the flux-balance Eq. (1.5b) has an additional term, the ‘‘Pressure-temperature-gradient vector’’ which, similarly to the pressure-rate-of-strain tensor (1.7d), can be divided into three parts (Zeman, 1981):

$$\mathcal{B} \equiv \langle \tilde{p} \nabla \theta / \rho_b \rangle = \mathbf{B}^{\text{RD}} + \mathbf{B}^{\text{SU}} + \mathbf{B}^{E\theta}. \quad (1.7f)$$

As we will show in Sec. II A the first contribution,  $B_i^{\text{RD}} \propto \langle u u \nabla_i \theta \rangle$  is responsible for the nonlinear flux of  $\mathbf{F}$  in the space of scales toward smaller scales, similarly to the correlation  $\langle u u u \rangle$ , which is responsible for the flux of kinetic energy  $\langle u^2 \rangle / 2$  toward smaller scales. The correlation  $B_i^{\text{RD}} \propto \langle u u \nabla_i \theta \rangle$  may be understood as the nonlinear contribution to the dissipation of the thermal flux. Correspondingly we will call it ‘‘Renormalization of the Thermal-Flux Dissipation’’ and will supply it with a superscript ‘‘RD’’. The next two terms in the decomposition (1.7f) are  $B_i^{SU} \propto S_U$  and  $B_i^{E\theta} \propto E_\theta$ . They describe the renormalization of the thermal-flux production terms  $A_i^{SU} \propto S_U$  and  $A_i^{E\theta} \propto E_\theta$ , accordingly.

## B. Conservation of total mechanical energy in the exact balance equations

The total mechanical energy of temperature stratified turbulent flows consists of three parts with densities (per unit mass):  $E = E_\mathcal{K} + E_\kappa + E_p$ , where  $E_\mathcal{K} = |\mathbf{U}|^2 / 2$  is the density of kinetic energy of the mean flow,  $E_\kappa = \tau_{ii} / 2$  is the density of turbulent kinetic energy and  $E_p = \beta E_\theta / S_\Theta$  is the density of potential energy, associated with turbulent density fluctuation  $\tilde{\rho} = \tilde{\beta} \theta \rho_b$ , caused by the (potential) temperature fluctuations  $\theta$ , and  $S_\Theta = d\Theta/dz$ .

The balance Eq. for  $E_\mathcal{K}$  follows from Eq. (1.2):

$$DE_\mathcal{K}/Dt + \nu (\nabla_j U_i)^2 + \nabla_j (U_i \tilde{\tau}_{ij}) = [\text{source } E_\mathcal{K}] + \tau_{ij} \nabla_j U_i, \quad (1.8a)$$

with the help of identity:  $U_i \nabla_j \tau_{ij} \equiv \nabla_j (U_i \tau_{ij}) - \tau_{ij} \nabla_j U_i$  and definition (1.3). The terms on the LHS of this Eq., proportional to  $\nu$  and  $\tilde{\tau}_{ij}$  respectively, describe the dissipation and the spatial flux of  $E_\mathcal{K}$ . The term [source  $E_\mathcal{K}$ ] on the RHS of Eq. (1.8a) describes the external source of energy, originating from the boundary conditions described above, and  $\tau_{ij} \nabla_j U_i$  describes the kinetic energy out-flux from the mean flow to turbulent subsystem.

The balance Eq. for the turbulent kinetic energy follows directly from Eq. (1.5a):

$$DE_\kappa/Dt + [\varepsilon_{ii} + \nabla_j T_{ij}] / 2 = -\tau_{ij} \nabla_j U_i + \beta F_z. \quad (1.8b)$$

On the LHS of Eq. (1.8b) one sees the dissipation and spatial flux terms. The first term on the RHS originates from the energy production,  $\frac{1}{2} \mathcal{P}_{ii}$ , defined by Eq. (1.7a). This term has an opposite sign to the last term on the RHS of Eq. (1.8a) and describes the production of the turbulent kinetic energy from the kinetic energy of the mean flow. The last term on the RHS of Eq. (1.8b) originates from the energy conversion tensor  $\frac{1}{2} \mathcal{C}_{ii}$ , Eq. (1.7b), and describes the conversion of the turbulent kinetic energy into potential one.

According to the last of Eqs. (1.5), one gets the balance equation for the potential energy  $E_p$ ; multiplying Eq. (1.5c) for  $E_\theta$  by  $\beta/S_\Theta$ :

$$DE_p/Dt + \beta [\epsilon + \nabla_j T_j] / S_\Theta = -\beta F_z. \quad (1.8c)$$

The RHS of this Eq. [coinciding up to a sign with the last term on the RHS of Eq. (1.8b)] is the source of potential energy (from the kinetic one).

In the sum of the three balance equations, the conversion terms (of the kinetic energy from the mean to turbulent flows and of the turbulent kinetic energy to the potential one) cancel and one gets the total mechanical energy balance:

$$DE/Dt + [\text{diss } E] + \nabla [\text{flux } E] = [\text{source } E_\mathcal{K}]. \quad (1.9)$$

This equation exactly respects the conservation of total mechanical energy in the dissipation-less limit, irrespective of the closure approximations. This is because the energy production and conversion terms are exact and do not require any closures, while the pressure-rate-of-strain tensor, that requires some closure, does not contribute to the total energy balance.

## II. THE CLOSURE PROCEDURE AND THE RESULTING MODEL

In this section we describe the proposed closure procedure that results in a model of stably stratified TBL. In

developing this model we strongly rely on the analogous well developed modeling of standard (unstratified) TBL. The final justification of this approach can be done only in comparison to data from experiments and simulations. We will do below what we can to use the existing data, but we propose at this point that much more experimental and simulational work is necessary to solidify all the steps taken in this section.

### A. Pressure-Rate-of-Strain tensor $\mathcal{R}_{ij}$ and Pressure-Temperature-Gradient vector $\mathcal{B}$

The correlation functions  $\mathcal{R}_{ij}$  and  $\mathcal{B}$ , defined by Eqs. (1.7c) and (1.7f), include fluctuating part of the pressure  $\tilde{p}$ . The Poisson's equation for  $\tilde{p}$  follows from Eq. (1.4):  $\Delta\tilde{p} = \rho_b \left[ -\nabla_i \nabla_j (u_i u_j - \langle u_i u_j \rangle) + U_i u_j + U_j u_i \right] + \beta \nabla_z \theta$ . The solution of this equation includes a harmonic part,  $\Delta\tilde{p} = 0$ , which is responsible for sound propagation and does not contribute to turbulent dynamics at small Mach numbers. Thus this contribution can be neglected. The inhomogeneous solution includes three parts  $\tilde{p} = \rho_b [p_{uu} + p_{Uu} + p_\theta]$ , where

$$\begin{aligned} p_{uu} &= \Delta^{-1} \nabla_i \nabla_j (\langle u_i u_j \rangle - u_i u_j), \\ p_{Uu} &= \Delta^{-1} \nabla_i \nabla_j (U_i u_j + U_j u_i), \quad p_\theta = \beta \Delta^{-1} \nabla_z \theta, \end{aligned} \quad (2.1)$$

and the inverse Laplace operator  $\Delta^{-1}$  is defined as usual in terms of an integral over the Green's function.

Correspondingly the correlations  $\mathcal{R}_{ij}$  and  $\mathcal{B}$  consist of three terms, Eqs. (1.7d) and (1.7f), in which

$$\begin{aligned} R_{ij}^{\text{RI}} &= \langle p_{uu} s_{ij} \rangle, \quad R_{ij}^{\text{IP}} \equiv \langle p_{Uu} s_{ij} \rangle, \quad R_{ij}^{\text{IC}} \equiv \langle p_\theta s_{ij} \rangle, \\ \mathbf{B}_i^{\text{RD}} &= \langle p_{uu} \nabla \theta \rangle, \quad \mathbf{B}^{\text{SU}} \equiv \langle p_{Uu} \nabla \theta \rangle, \quad \mathbf{B}_i^{\text{E}\theta} \equiv \langle p_\theta \nabla \theta \rangle. \end{aligned} \quad (2.2)$$

All of those terms originating from  $p_{uu}$  are the most problematic because they introduce coupling to triple correlation functions:  $R_{ij}^{\text{RI}} \propto \langle u_i u_j u_k \rangle$  and  $\mathbf{B}^{\text{RD}} \propto \langle u^2 \nabla \theta \rangle$ . Thus they require closure procedures whose justification can be only tested a-posteriori against the data.

Having in mind to simplify the model in most possible manner, we adopt for the diagonal part of the Return-to-Isotropy tensor, the simplest Rotta form (Rotta, 1951)

$$R_{ii}^{\text{RI}} \simeq -\gamma_{\text{RI}} (\tau_{ii} - 2E_K/3), \quad (2.3a)$$

in which  $\gamma_{\text{RI}}$  is the relaxation frequency of diagonal components of the Reynolds-stress tensor toward its isotropic form,  $2E_K/3$ . The parametrization of  $\gamma_{\text{RI}}$  will be discussed later. The tensor  $R_{ij}^{\text{RI}}$  is traceless, therefore the frequency  $\gamma_{\text{RI}}$  must be the same for all the diagonal components of  $R_{ii}^{\text{RI}}$ . On the other hand there are no reasons to assume that off-diagonal terms have the same relaxation frequency. Therefore, following L'vov et al. (2006a) we assume that

$$R_{ij}^{\text{RI}} \simeq -\tilde{\gamma}_{\text{RI}} \tau_{ij}, \quad i \neq j, \quad (2.3b)$$

with, generally speaking,  $\tilde{\gamma}_{\text{RI}} \neq \gamma_{\text{RI}}$ . Moreover, on the intuitive level, we can expect that off-diagonal terms should decay faster than the diagonal ones, i.e.  $\tilde{\gamma}_{\text{RI}} > \gamma_{\text{RI}}$ . Indeed, our analysis of DNS results shows that  $\tilde{\gamma}_{\text{RI}}/\gamma_{\text{RI}} \simeq 1.46$  (L'vov et al., 2006b).

The term  $\mathbf{B}^{\text{RD}}$  also describes return-to-isotropy due to nonlinear turbulence self interactions (Zeman, 1981), and may be modeled as:

$$B_i^{\text{RD}} = -\gamma_{\text{RD}} F_i. \quad (2.3c)$$

This equation dictates the vectorial structure of  $B_i^{\text{RD}} \propto F_i$ , which will be confirmed below. The rest can be understood as the definition of the  $\gamma_{\text{RD}}$  as the relaxation frequency of the thermal flux. Its parametrization is the subject of further discussion in Sec. II D.

The traceless "Isotropization-of-Production" tensor,  $R_{ij}^{\text{IP}}$ , has a very similar structure to the production tensor,  $\mathcal{P}_{ij}$ , Eq. (1.7a), and thus is traditionally modeled in terms of  $\mathcal{P}_{ij}$  (Pope, 2001):

$$R_{ij}^{\text{IP}} \simeq -C_{\text{IP}} (P_{ij} - \delta_{ij} \mathcal{P}/3), \quad \mathcal{P} \equiv \text{Tr} \{P_{ij}\}. \quad (2.3d)$$

The accepted value of the numerical constant  $C_{\text{IP}} = \frac{3}{5}$  (Pope, 2001).

The traceless "Isotropization-of-Conversion" tensor,  $R_{ij}^{\text{IC}}$  does not exist in unstratified TBL. Its structure is very similar to the conversion tensor,  $\mathcal{C}_{ij}$ , Eq. (1.7b). Therefore it is reasonable to model it in the same way in terms of  $\mathcal{C}_{ij}$  (Zeman, 1981):

$$R_{ij}^{\text{IC}} \simeq -C_{\text{IC}} (\mathcal{C}_{ij} - \delta_{ij} \mathcal{C}/3), \quad \mathcal{C} \equiv \text{Tr} \{\mathcal{C}_{ij}\}, \quad (2.3e)$$

with some new constant  $C_{\text{IC}}$ .

The renormalization of production terms  $B_i^{\text{SU}}$  and  $B_i^{\text{E}\theta}$  are very similar to the corresponding thermal flux production terms,  $A_i^{\text{SU}}$  and  $A_i^{\text{E}\theta}$ , defined by Eqs. (1.7e). Therefore, in the spirit of Eqs. (2.3d) and (2.3e), they are modeled as follows:

$$B_i^{\text{SU}} = (C_{\text{SU}} - 1) A_i^{\text{SU}} = (1 - C_{\text{SU}}) (\mathbf{F} \cdot \nabla) U_i, \quad (2.3f)$$

$$B_i^{\text{E}\theta} = -(C_{\text{E}\theta} + 1) A_i^{\text{E}\theta} = -2\beta (C_{\text{E}\theta} + 1) E_\theta \delta_{iz}. \quad (2.3g)$$

Using this and (2.1) one finds the sign of  $C_{\text{E}\theta}$ :

$$\begin{aligned} -\beta (C_{\text{E}\theta} + 1) E_\theta &= \langle \tilde{p}_\theta \nabla_z \theta \rangle = \beta \langle (\nabla_z \theta) \Delta^{-1} (\nabla_z \theta) \rangle, \\ C_{\text{E}\theta} &= - (1 + \langle (\nabla_z \theta) \Delta^{-1} (\nabla_z \theta) \rangle / \langle \theta^2 \rangle) < 0. \end{aligned} \quad (2.4)$$

To estimate  $C_{\text{E}\theta}$  we assume that on the gradient scales the temperature fluctuations are roughly isotropic, and therefore we can estimate  $\Delta = \nabla_x^2 + \nabla_y^2 + \nabla_z^2 \approx 3\nabla_z^2$ . Introducing this estimate and integrating by parts leads to  $C_{\text{E}\theta} \approx -2/3$ .

### B. Reynolds-stress-, thermal-flux-, and thermal-dissipation

Far away from the wall and for large Reynolds numbers the dissipation tensors are dominated by the viscous

scale motions, at which turbulence can be considered as isotropic. Therefore, the vector  $\epsilon$  should vanish, while the tensor  $\varepsilon_{ij}$ , Eq. (1.6), should be diagonal:

$$\epsilon_i = 0, \quad \varepsilon_{ij} = 2\gamma_{uu} E_K \delta_{ij}/3, \quad (2.5a)$$

where the numerical prefactor  $\frac{2}{3}$  is chosen such that  $\gamma_{uu}$  becomes the relaxation frequency of the turbulent kinetic energy. Under stationary conditions the rate of turbulent kinetic energy dissipation is equal to the energy flux through scales, that can be estimated as  $\langle uuu \rangle / \ell$ , where  $\ell$  is the outer scale of turbulence. Therefore, the natural estimate of  $\gamma_{uu}$  involves the triple-velocity correlator,  $\gamma_{uu} \sim (\langle uuu \rangle / \ell \langle uu \rangle)$ , exactly in the same manner, as the Return-to-Isotropy frequencies,  $\gamma_{\text{RI}}$  and  $\tilde{\gamma}_{\text{RI}}$  in Eqs. (2.3a) and (2.3b). Similarly,

$$\varepsilon = \gamma_{\theta\theta} E_\theta, \quad \gamma_{\theta\theta} \sim \langle \theta\theta u \rangle / \ell \langle \theta\theta \rangle. \quad (2.5b)$$

### C. Stationary balance equations in plain geometry

In the plane geometry, the equations simplify further. The mean velocity is oriented in the (stream-wise)  $\hat{\mathbf{x}}$  direction and all mean values depend on the vertical (wall-normal) coordinate  $z$  only:  $\mathbf{U} = U(z)\hat{\mathbf{x}}$ ,  $\Theta = \Theta(z)$ ,  $\tau_{ij} = \tau_{ij}(z)$ ,  $\mathbf{F} = \mathbf{F}(z)$ ,  $E_\theta = E_\theta(z)$ . Therefore  $(\mathbf{U} \cdot \nabla) \langle \dots \rangle = 0$ , and in the stationary case, when  $\partial / \partial t = 0$ , the mean convective derivative vanishes:  $D / Dt = 0$ . Moreover due to the  $y \rightarrow -y$  symmetry of the problem the following correlations vanish:  $\tilde{\tau}_{xy} = \tilde{\tau}_{yz} = \tilde{F}_y = 0$ . The only non-zero components of the mean velocity and temperature gradients are:

$$S_U \equiv dU/dz, \quad S_\Theta \equiv d\Theta/dz. \quad (2.6)$$

#### 1. Equations for the mean velocity and temperature profiles

Having in mind Eqs. of Sec. II C and integrating Eqs. (1.2) for  $U_x$  and  $\Theta$  over  $z$ , one gets equations for the total (turbulent and molecular) mechanical-momentum flux,  $\tilde{\tau}(z)$ , and thermal flux,  $\tilde{F}$ , toward the wall

$$\tilde{\tau}_{xz}(z) = -\nu S_U + \tau_{xz} \Rightarrow \tilde{\tau}_{xz}(0) \equiv -\tau_*, \quad (2.7a)$$

$$\tilde{F}_z(z) = -\chi S_\Theta + F_z \Rightarrow \tilde{F}_z(0) \equiv -F_*. \quad (2.7b)$$

The total flux of the  $x$ -component of the mechanical moment in  $z$ -direction is  $\rho_b \tilde{\tau}_{xz}(z) \equiv \int dz (\partial \langle p \rangle / \partial x) + \text{const}$ . Generally speaking,  $\tilde{\tau}_{xz}(z)$  depends on  $z$ . For example, for the pressure driven planar channel flow (of the half-wight  $\delta$ )  $\rho_b \tilde{\tau}_{xz}(z) = (\partial \langle p \rangle / \partial x)(\delta - z) < 0$ .

Relatively close to the ground, where  $z \ll \delta$ , the  $z$  dependence of  $\tilde{\tau}_{xz}(z)$  can be neglected. In the absence of the mean horizontal pressure drop and spatial distributed heat sources  $\tilde{\tau}$  and  $\tilde{F}$  are  $z$ -independent, and thus equal to their values at zero elevation, as indicated in Eqs. (2.7)

after “ $\Rightarrow$ ”-sign. Notice, that in our case of stable stratification both vertical fluxes, the  $x$ -component of the mechanical momentum,  $\tilde{\tau}_{xz}$ , and the thermal flux,  $\tilde{F}_z$ , are directed toward the ground, i.e. negative. For the sake of convenience, we introduce in Eqs. (2.7) notations for their (positive) zero level absolute value:  $\tau_*$  and  $F_*$ .

Recall that in the plain geometry  $U_z = 0$ . Nevertheless one can write an equation for  $U_z$ :

$$d(\tau_{zz} + \langle p \rangle / \rho_b) / dz = \beta \Theta, \quad (2.8)$$

which describes a turbulent correction ( $\propto \tau_{zz}$ ) to the hydrostatic equilibrium. Actually, this equation determines the profile of  $\langle p \rangle$ , that does not appear in the system of balance equations (2.7).

#### 2. Equations for the pair (cross)-correlation functions

Consider first the balance Eqs. (1.5a) for the diagonal components of the Reynolds-stress tensor in algebraic model (which arises when we neglect the spatial fluxes):

$$\begin{aligned} \Gamma E_K + 3\gamma_{\text{RI}}\tau_{xx}/2 &= -(3 - 2C_{\text{IP}})\tau_{xz}S_U - C_{\text{IC}}\beta F_z, \\ \Gamma E_K + 3\gamma_{\text{RI}}\tau_{yy}/2 &= -C_{\text{IP}}\tau_{xz}S_U - C_{\text{IC}}\beta F_z, \\ \Gamma E_K + 3\gamma_{\text{RI}}\tau_{zz}/2 &= -C_{\text{IP}}\tau_{xz}S_U + (3 + 2C_{\text{IC}})\beta F_z. \end{aligned} \quad (2.9)$$

where  $\Gamma \equiv \gamma_{uu} - \gamma_{\text{RI}}$ . The LHS of these equations includes the dissipation and Return-to-isotropy terms. On the RHS we have the kinetic energy production and isotropization of production terms (both proportional to  $S_U$ ) together with the conversion and isotropization of conversion terms, that are proportional to the vertical thermal flux  $F_z$ . The horizontal component of the thermal flux,  $F_x$ , does not appear in these equations.

System (2.9) allows to find anisotropy of the turbulent-velocity fluctuations and to get the balance Eqs. for the turbulent kinetic energy with the energy production and conversion terms on the RHS:

$$3\tau_{xx} = 2\{[2(1 - C_{\text{IP}})\Gamma_{uu}/\gamma_{\text{RI}} + 1]E_K - (3 - 2C_{\text{IP}} + C_{\text{IC}})\beta F_z/\gamma_{\text{RI}}\}, \quad (2.10a)$$

$$3\tau_{yy} = 2\{[(C_{\text{IP}} - 1)\Gamma_{uu}/\gamma_{\text{RI}} + 1]E_K - (C_{\text{IP}} + C_{\text{IC}})\beta F_z/\gamma_{\text{RI}}\}, \quad (2.10b)$$

$$3\tau_{zz} = 2\{[(C_{\text{IP}} - 1)\Gamma_{uu}/\gamma_{\text{RI}} + 1]E_K - (C_{\text{IP}} - 2C_{\text{IC}} - 3)\beta F_z/\gamma_{\text{RI}}\}, \quad (2.10c)$$

$$\Gamma_{uu}E_K = -\tau_{xz}S_U + \beta F_z, \quad (2.10d)$$

Equation (2.10d) includes the only non-vanishing tangential (off-diagonal) Reynolds stress  $\tau_{xz}$  and has to be accompanied with an equation for this object:

$$\tilde{\gamma}_{\text{RI}}\tau_{xz} = (C_{\text{IP}} - 1)\tau_{zz}S_U + (1 + C_{\text{IC}})\beta F_x. \quad (2.10e)$$

This equation manifests that the tangential Reynolds stress  $\tau_{xz}$ , that determines the energy production [according to Eq. (2.10d)], influences, in its turn, on the



value of the streamwise thermal flux  $F_x$ , which therefore effects on the turbulent kinetic energy production.

As we mentioned, in the plain geometry  $\tilde{F}_y = 0$ . Equations (1.5b) for the  $F_x$  and  $F_z$  in this case take the form:

$$\gamma_{\text{RD}} F_x = -(\tau_{xz} S_\Theta + C_{\text{SU}} F_z S_U), \quad (2.11a)$$

$$\gamma_{\text{RD}} F_z = -(\tau_{zz} S_\Theta + 2 C_{\text{E}\Theta} \beta E_\theta), \quad (2.11b)$$

in which the RHS describes the thermal-flux production, corrected by the isotropization of production terms.

The last Eq. (1.5c) for  $E_\theta$ , represents the balance between the dissipation (LHS) and production (RHS):

$$\gamma_{\theta\theta} E_\theta = -F_z S_\Theta. \quad (2.11c)$$

#### D. Simple closure of time-scales and the balance equations in the turbulent region

At this point we follow a tradition in modeling of all the nonlinear inverse time-scales by dimensional estimates (Kolmogorov, 1941):

$$\gamma_{uu} = c_{uu} \sqrt{E_K} / \ell, \quad \gamma_{\text{RI}} = C_{\text{RI}} \gamma_{uu}, \quad (2.12)$$

$$\tilde{\gamma}_{\text{RI}} = \tilde{C}_{\text{RI}} \gamma_{\text{RI}}, \quad \gamma_{\theta\theta} = C_{\theta\theta} \gamma_{uu}, \quad \gamma_{\text{RD}} = C_{u\theta} \gamma_{uu}.$$

Remember that  $\ell$  is the ‘‘outer scale of turbulence’’. This scale equals to  $z$  for  $z < L$ , where  $L$  is the Obukhov length (definition is found below).

Detailed analysis of experimental, DNS and LES data (see L’vov et al., 2006, and references therein) shows that for unstratified flows,  $g = 0$ , the anisotropic boundary layers exhibits values of the Reynolds stress tensor that can be well approximated by the values  $\tau_{xx} = E_K$ ,  $\tau_{yy} = \tau_{zz} = E_K/2$ . In our approach this dictates the choice  $C_{\text{RI}} = 4(1 - C_{\text{IP}})$ . Also we can expect that  $\tau_{yy}$  is almost not affected by buoyancy. This gives simply  $C_{\text{IC}} = -C_{\text{IP}}$ . If so, Eqs. (2.10) with the parametrization (2.12) can be identically rewritten as follows:

$$\tau_{xx} = E_K - \frac{\beta F_z}{2 \gamma_{uu}}, \quad \tau_{yy} = \frac{E_K}{2}, \quad \tau_{zz} = \frac{E_K}{2} + \frac{\beta F_z}{2 \gamma_{uu}},$$

$$\gamma_{uu} E_K = \beta F_z - \tau_{xz} S_U, \quad \gamma_{uu} = c_{uu} \sqrt{E_K} / \ell, \quad (2.13a)$$

$$4 \tilde{C}_{\text{RI}} \gamma_{uu} \tau_{xz} = \beta F_x - \tau_{zz} S_U.$$

For completeness we also repeated here the parametrization (2.12) of  $\gamma_{uu}$ . Finally we present the version of the balance Eqs. for the thermal flux (2.11a), (2.11b), and for the ‘‘temperature energy’’, (2.11c), after all the simplified assumptions:

$$C_{\theta\theta} \gamma_{uu} E_\theta = -F_z S_\Theta,$$

$$C_{u\theta} \gamma_{uu} F_x = -(\tau_{xz} S_\Theta + C_{\text{SU}} F_z S_U), \quad (2.13b)$$

$$C_{u\theta} \gamma_{uu} F_z = -(\tau_{zz} S_\Theta + 2 C_{\text{E}\Theta} \beta E_\theta).$$

#### E. Generalized wall normalization

The analysis of the balance Eqs. (2.13) is drastically simplified if they are presented in a dimensionless form. Traditionally, the conventional ‘‘wall units’’ are introduced via the wall friction velocity  $u_* \equiv \sqrt{\tau_*}$ , and the viscous length-scale  $\lambda_* \equiv \nu/u_*$ . A wall unit for the temperature  $\theta_* \equiv F_*/u_*$  is defined via the thermal flux at the wall and friction velocity. Subsequently,  $\mathbf{r}^+ \equiv \mathbf{r}/\lambda_*$ ,  $t^+ \equiv t \lambda_*/u_*$ ,  $\mathbf{U}^+ \equiv \mathbf{U}/u_*$ ,  $p^+ \equiv p/\rho_b u_*^2$ ,  $\Theta^+ \equiv \Theta/\theta_*$ ,  $\theta^+ \equiv \theta/\theta_*$ , etc. Then the governing Eqs. (1.1) take the form:

$$\begin{aligned} \mathcal{D}^+ \mathbf{U}^+ / \mathcal{D}t^+ + \nabla^+ p^+ &= \hat{\mathbf{z}} \Theta_{\text{d}}^+ / L^+ + \Delta^+ \mathbf{U}^+, \\ \mathcal{D}^+ \Theta_{\text{d}}^+ / \mathcal{D}t^+ &= \Delta^+ \Theta_{\text{d}}^+ / \text{Pr}. \end{aligned} \quad (2.14)$$

These Eqs. include two dimensionless parameters: the conventional Prandtl number  $\text{Pr} = \nu/\kappa$ , and  $L^+$  – the Obukhov length  $L$  measured in wall units:  $L \equiv u_*^3/\beta F_*$ ,  $L^+ \equiv L/\lambda_*$ . We used here the modern definition of the Obukhov length, which differs from the old one by the absence of the von-Kármán constant  $\kappa$  in its denominator (Monin and Obukhov, 1954).

Outside of the viscous sub-layer, where the kinematic viscosity and kinematic thermal conductivity can be ignored,  $L^+$  is the only dimensionless parameter in the problem, which separates the region of weak stratification,  $z^+ < L^+$ , and the region of strong stratification, where  $z^+ > L^+$ .

Given the generalized wall normalization we introduce objects with a superscript ‘‘+’’ in the usual manner:

$$\begin{aligned} S_U^+ &\equiv t_* S_U, \quad S_\Theta^+ \equiv \lambda_* S_\Theta / \theta_*, \quad \gamma^+ \equiv t_* \gamma, \quad \tau_{ij}^\ddagger \equiv \tau_{ij} / u_*^2, \\ \mathbf{F}^+ &\equiv \mathbf{F} / u_* \theta_*, \quad E_\theta^+ \equiv E_\theta / \theta_*^2. \end{aligned} \quad (2.15)$$

In the turbulent region, governed by  $L^+$  only, Eqs. (2.7) simplify to  $\tau_{xz}^+ = -1$ ,  $F_z^+ = -1$ .

#### F. Rescaling symmetry and †-representation

Outside of the viscous region, where Eqs. (2.13) were derived, the problem has only one characteristic length, i.e. the Obukhov scale  $L$ . Correspondingly, one expects that the only dimensionless parameter that governs the turbulent statistics in this region should be the ratio of the outer scale of turbulence,  $\ell$ , to the Obukhov length-scale  $L$ , which we denote as  $\ell^\ddagger \equiv \ell/L = \ell^+/L^+$ . Indeed, introducing ‘‘†-objects’’:

$$\ell^\ddagger \equiv \ell/L, \quad S_U^\ddagger \equiv S_U^+ \ell^+, \quad S_\Theta^\ddagger \equiv S_\Theta^+ \ell^+, \quad (2.16)$$

and using Eqs. (2.15) one rewrites the balance Eqs. (2.13) as follows:

$$\tau_{xx}^+ = E_K^+ + \ell^\ddagger/2c_{uu}\sqrt{E_K^+}, \quad \tau_{yy}^+ = E_K^+/2, \quad (2.17a)$$

$$2\tau_{zz}^+ = E_K^+ - \ell^\ddagger/c_{uu}\sqrt{E_K^+}, \quad (2.17b)$$

$$c_{uu}E_K^{+3/2} = \ell^\ddagger F_z^+ - \tau_{xz}^+ S_U^\ddagger, \quad (2.17c)$$

$$4\tilde{C}_{RI}c_{uu}\sqrt{E_K^+}\tau_{xz}^+ = \ell^\ddagger F_x^+ - \tau_{zz}^+ S_U^\ddagger, \quad (2.17d)$$

$$C_{\theta\theta}c_{uu}\sqrt{E_K^+}E_\theta^+ = -F_z^+ S_\theta^\ddagger, \quad (2.17e)$$

$$C_{u\theta}c_{uu}\sqrt{E_K^+}F_x^+ = -\tau_{xz}^+ S_\theta^\ddagger - C_{SU}F_z^+ S_U^\ddagger, \quad (2.17f)$$

$$C_{u\theta}c_{uu}\sqrt{E_K^+}F_z^+ = -\tau_{zz}^+ S_\theta^\ddagger - 2C_{E\theta}\ell^\ddagger E_\theta^+, \quad (2.17g)$$

These equations are the main result of current Sec. II. It may be considered as ‘‘Minimal Model’’ for stably stratified TBL, that respects the conservation of energy, describes anisotropy of turbulence and all relevant fluxes explicitly and, nevertheless is still simple enough to allow comprehensive analytical analysis, that results in an approximate analytical solution (with reasonable accuracy) for the mean velocity and temperature gradients  $S_U$  and  $S_\theta$ , and all second-order (cross)-correlation functions.

As expected, the only parameter appearing in the Minimal Model (2.17) is  $\ell^\ddagger$ . The outer scale of turbulence,  $\ell$ , does not appear by itself, only via the definition of  $\ell^\ddagger$  (2.16). Therefore our goal now is to solve Eqs. (2.17) in order to find five functions of only one argument  $\ell^\ddagger$ :  $S_U^\ddagger$ ,  $S_\theta^\ddagger$ ,  $E_K^+$ ,  $E_\theta^+$  and  $F_x^+$ . After that we can specify the dependence  $\ell^+(z^+)$  and then reconstruct the  $z^+$ -dependence of these five objects.

### III. RESULTS AND DISCUSSION

#### A. Analytical solution of the Minimal-Model balance equations (2.17)

This subsection is devoted to an analytical and numerical analysis of the Minimal-Model (2.17). An example of numerical solution of Eqs. (2.17) (with some reasonable choice of the phenomenological parameters) is shown in Fig. 1. Nevertheless, it would be much more instructive to have approximate analytical solutions for all correlations that will describe their  $\ell^\ddagger$ -dependence with reasonable accuracy. The detailed cumbersome procedure of finding these solutions is skipped here, but a brief overview is as follows.

The Eqs. (2.17) can be reformulated as a polynomial equation of ninth order for the only unknown  $\sqrt{E_K^+}$ . An analysis of its structure helps to formulate an effective interpolation formula (3.1), discussed below. Hence, we found the solutions of Eqs. (2.17) at neutral stratification,  $\ell^\ddagger = 0$ , corrected up to the linear order in  $\ell^\ddagger$ . Its comparison with the existing DNS data resulted in an estimate for the constants  $\tilde{C}_{RI} \approx 1.46$ , and  $c_{uu} \approx 0.36$ .

Then, we considered the region  $\ell^\ddagger \rightarrow \infty$ . Even though such a condition may not be realizable in nature, from a methodological point of view, as we will see below, it enables to obtain the desired analytical approximation. The  $\ell^\ddagger \rightarrow \infty$  asymptotic solution with corrections, linear in the small parameter  $\ell^\ddagger^{-4/3}$ , were found. Now we are armed to suggest an interpolation formula

$$E_K^+(\ell^\ddagger)^{3/2} \simeq \frac{11\ell^\ddagger}{3c_{uu}} + \frac{8\tilde{C}_{RI}}{\sqrt{(11\ell^\ddagger/3c_{uu})^{2/3} + (8\tilde{C}_{RI})^{1/2}}}, \quad (3.1a)$$

that coincides with the exact solutions for  $\ell^\ddagger = 0$  and for  $\ell^\ddagger \rightarrow \infty$ , including the leading corrections to both asymptotics, linear in  $\ell^\ddagger$ , and  $\ell^\ddagger^{-4/3}$ . Moreover, in the region  $\ell^\ddagger \sim 1$ , Eq. (3.1a) accounts for the structure of the exact polynomial. As a result, the interpolation formula (3.1a) is close to the numerical solution with deviations smaller than 3% in the entire region  $0 \leq \ell^\ddagger < \infty$ , see upper middle panel on Fig. 1. Together with Eq. (2.17c) it produces a solution for  $S_U^+$ , that can be written as

$$S_U^+(\ell^+) \simeq (L_1^+)^{-1} + \left( \kappa \ell^+ \sqrt{1 + (\ell^+/L_2^+)^{2/3}} \right)^{-1}, \quad (3.1b)$$

where  $L_1^+ \equiv 3L^+/14$ ,  $L_2^+ \equiv 3L^+/11\kappa$  and  $\kappa$  is the von-Kármán constant. This formula gives the same accuracy  $\sim 3\%$ , see upper left panel in Fig. 1. We demonstrate below that the proposed interpolation formulae describe the  $\ell^\ddagger$ -dependence of the correlations with a very reasonable accuracy, about 10%, for any  $0 \leq \ell^\ddagger < \infty$ , see black dashed lines in Figs. 1.

Unfortunately, a direct substitution of the interpolation formula (3.1) into the exact relation for  $S_\theta^\ddagger$  obtained from the system (2.17) works well only for small  $\ell^\ddagger$ , in spite of the fact that the interpolation formula is rather accurate in the whole region. We need therefore to derive an independent interpolation formula for  $S_\theta^\ddagger$ . Using expansions for small  $\ell^\ddagger \ll 1$  and large  $\ell^\ddagger \gg 1$  we suggest

$$S_\theta^+(\ell^+) \simeq S_\theta^{+\infty} + \frac{S_{\theta,0}^+ + 6(c_{uu}\alpha)^{4/3}S_{\theta,1}^{+\infty}}{(1 + \alpha\ell^+/L^+)^{4/3}}, \quad (3.1c)$$

in which

$$\begin{aligned} S_{\theta,0}^+ &= 2^{1/4}c_{uu}C_{U\theta}/\tilde{C}_{RI}^{1/4}\ell^+, \\ S_{\theta,1}^{+\infty} &= -C_{u\theta}(2\tilde{C}_{RI} - (11C_{u\theta} - 3C_{SU})/3S_\theta^{+\infty}L^+)/L^+, \\ S_\theta^{+\infty} &= -14(C_{SU} - 4C_{U\theta}/3)/3L^+, \end{aligned}$$

and  $\alpha$  satisfies

$$S_{\theta,1}^+\ell^+ = S_\theta^{+\infty}L^+ + 6S_{\theta,1}^{+\infty}L^+(c_{uu}\alpha)^{4/3} - 4\alpha S_{\theta,0}^+/3,$$

with

$$S_{\theta,1}^+\ell^+ = -C_{u\theta} \left( 3/4\tilde{C}_{RI} - 22 + 3C_{SU}/C_{u\theta} \right) / 24\tilde{C}_{RI}.$$

Equation (3.1c) is constructed such that the leading and sub-leading asymptotics for small and large  $\ell^\ddagger$  coincide

with the first two terms in the exact expansions at "almost" neutral stratification and extremely strong stratification. As a result, Eq. (3.1c) approximates the exact solution with errors smaller than 5% for  $\ell^\ddagger < 1$  and  $\ell^\ddagger > 50$  and with errors smaller than 10% for any  $\ell^\ddagger$ , see lower left panel in Figure 1.

Substituting the approximate Eqs. (3.1) into the exact relations (2.17), one gets approximate solutions  $E_\theta^+$  and  $F_x^+$  with errors smaller than 10%, see rightmost panels in Figure 1.

## B. Mean velocity and temperature profiles

In principle, integrating the mean shear  $S_V^+$  and the mean temperature gradient  $S_\theta^+$ , one can find the mean velocity and temperature profiles. Unfortunately, to do so we need to know  $S_V^+$  and  $S_\theta^+$  as functions of the elevation  $z$ , while in our approach they are found as functions of  $\ell/L$ . Remember, that the external parameter  $\ell$  is the outer scale of turbulence that depends on the elevation  $z$ . The importance of an accounting for the proper physically motivated dependence of  $\ell$  on  $z$  for an example of channels and pipes has been recently shown by Lvov et al. (2008). For the problem at hands, we can safely take  $\ell = z$  if  $z \ll L$ , however when  $z > L$  the function  $\ell(z)$  is not found theoretically although it was discussed phenomenologically with support of observational, experimental and numerical data. It is traditionally believed that for  $z \gtrsim L$  the scale  $\ell$  saturates at some level of order  $L$  [see, e.g. Eq. (0.4)].

The resulting plots of  $U^+$  are shown on Figure 2, left panel. Even taking  $\ell(z) = z$  one gets a very similar velocity profile, see Figure 2, right panel. With  $\ell(z) = z$  we found an analytical expression for the mean-velocity profile using the interpolation Eq. (3.1b) for  $S_V^+$ :

$$U^+(z) = \frac{1}{\kappa} \ln \left[ \frac{z/z_{u0}}{\left(1 + \sqrt{1 + (z/L_2)^{2/3}}\right)^3} \right] + \frac{z}{L_1}. \quad (3.2)$$

Here  $z_{u0}$  is the roughness length.

The resulting mean velocity profiles have logarithmic asymptotic for  $z < L$  and a linear behavior for  $z > L$  in agreement with meteorological observations. Usually the observations are parameterized by a so-called log-linear approximation (Monin and Obukhov, 1954):

$$U^+ = \kappa^{-1} \ln(z/z_{u0}) + z/L_1, \quad (3.3a)$$

which is plotted in Figure 2 by dotted lines. One sees some deviation in the region of intermediate  $z$ . The reason is that the real profile [see, e.g. Eq. (3.2)] has a logarithmic term that saturates for  $z \gg L$ , while in the approximation (3.3a) this term continues to grow. To fix this one can use Eq. (3.2) (with  $L_2 = L_1$  for simplicity), or even its simplified version

$$U^+ = \frac{1}{\kappa} \ln \frac{z}{z_{u0} \sqrt{1 + (z/L_1)^2}} + \frac{z}{L_1}. \quad (3.3b)$$

This approximation is plotted as a dashed line on Figure 2 for comparison. One sees that the approximation (3.3b) works much better than the traditional one. Thus we suggest Eq. (3.3b) for parameterizing meteorological observations.

The temperature profiles in our approach look similar to the velocity ones: they have logarithmic asymptotic for  $\ell < L$  and linear behavior for  $\ell > L$ . Correspondingly, they can be fitted by a log-linear approximation, like (3.3a), or even better, by an improved version of it, like Eq. (3.3b). Clearly, the values of constants will be different:  $\kappa \Rightarrow \kappa_T$ ,  $L_1 \Rightarrow L_{1,T}$ , etc.

## C. Profiles of second-order correlations

The computed profiles of the turbulent kinetic and temperature energies, horizontal thermal flux profile and the anisotropy profiles are shown on Figure 1 in the middle and right panels. The anisotropy profiles, lower middle panel, saturate at  $\ell/L \approx 2$ , therefore they are not sensitive to the  $z$ -dependence of  $\ell(z)$ ; even quantitatively one can think of these profiles as if they were plotted as a function of  $z/L$ .

Another issue is the profiles of  $E_\kappa^+$  (upper middle panel) and of  $E_\theta$  and  $F_x^+$  (rightmost panels), that are  $\propto (\ell/L)^{2/3}$  for  $\ell \gg L$  (if realizable). With the interpolation formula (0.4) the profiles of the second order correlations have to saturate at levels corresponding to  $\ell^\ddagger = 1$ . This sensitivity to the  $z$ -dependence of  $\ell(z)$  makes a comparison of the prediction with experimental data very desirable.

## D. Turbulent transport, Richardson and Prandtl numbers

In our notations the turbulent viscosity and thermal conductivity, turbulent Prandtl number, the gradient- and flux-Richardson numbers are

$$\nu_T \equiv -\frac{\tau_{xz}}{S_V} = \frac{1}{S_V^+} \equiv C_\nu(\ell^\ddagger) \frac{\tau_{zz}^+}{\gamma_{uu}^+}, \quad (3.4a)$$

$$\chi_T \equiv -\frac{F_z}{S_\theta} = \frac{1}{S_\theta^+} \equiv C_\chi(\ell^\ddagger) \frac{\tau_{zz}^+}{\gamma_{uu}^+}, \quad (3.4b)$$

$$\text{Pr}_T \equiv \frac{\nu_T}{\chi_T} = \frac{S_\theta^+}{S_V^+} = \frac{S_\theta^\ddagger}{S_V^\ddagger}, \quad (3.4c)$$

$$\text{Ri}_{\text{grad}} \equiv \frac{\beta S_\theta}{S_V^2} = \frac{S_\theta^+}{L^+ S_V^{+2}} = \frac{\ell^\ddagger S_\theta^\ddagger}{S_V^\ddagger{}^2}, \quad (3.4d)$$

$$\text{Ri}_{\text{flux}} \equiv \frac{\beta F_z}{\tau_{xy} S_V} = \frac{1}{L^+ S_V^+} = \frac{\ell^\ddagger}{S_V^\ddagger}, \quad (3.4e)$$

$$\text{Ri}_{\text{grad}} = \text{Ri}_{\text{flux}} \text{Pr}_T. \quad (3.4f)$$

With Eqs. (3.4a) and (3.4b) we introduce also two dimensionless functions  $C_\nu(\ell^\ddagger)$  and  $C_\chi(\ell^\ddagger)$  that are taken

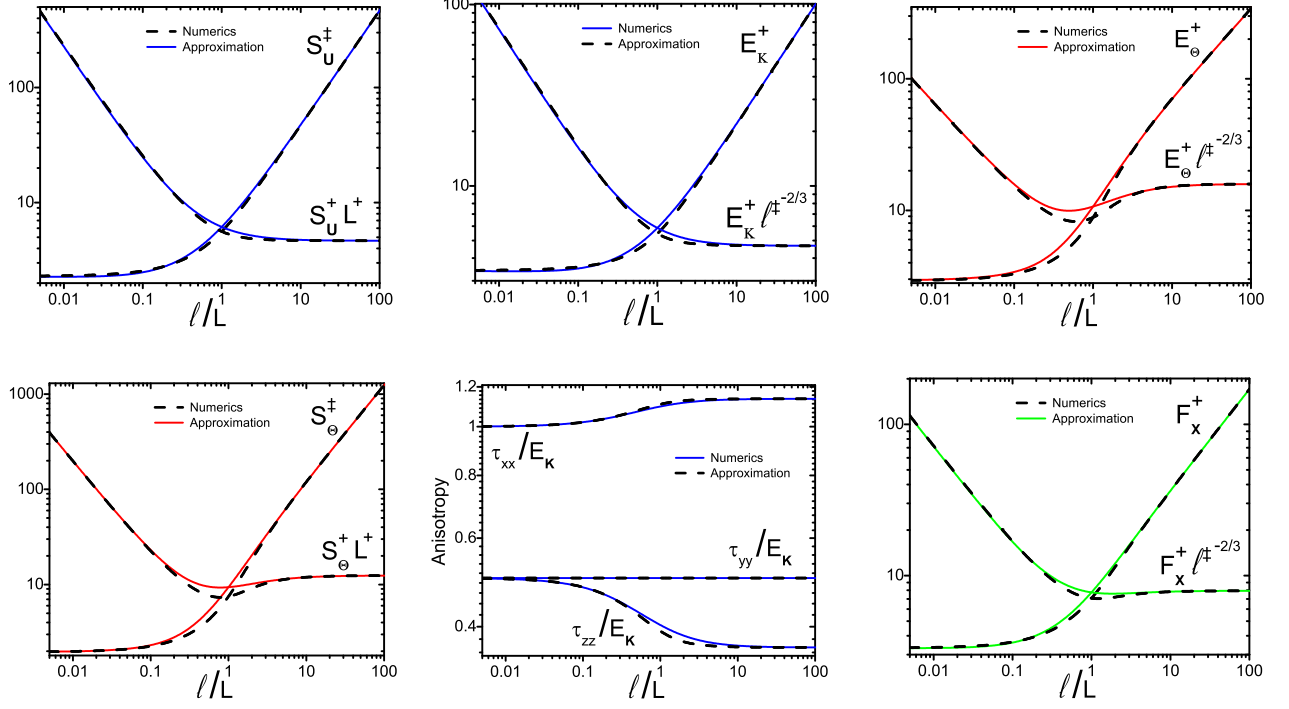


FIG. 1: Color online. Log-log plots of the normalized velocity mean shears  $S_\ddagger^\ddagger \equiv \ell^+ S_\ddagger^+$  and  $L^+ S_\ddagger^+$  (left upper panel), normalized mean-temperature gradients  $S_\theta^\ddagger \equiv \ell^+ S_\theta^+$  and  $L^+ S_\theta^+$  (left lower panel), the turbulent kinetic energy  $E_K^+$  and  $E_K^+/\ell^{\ddagger 2/3}$  (middle upper panel), partial kinetic energies  $\tau_{ii}/E_K$  (middle lower panel), temperature energy  $E_\theta^+$  and  $E_\theta^+/\ell^{\ddagger 2/3}$  (right upper panel) and horizontal thermal flux  $F_x^+$  and  $F_x^+/\ell^{\ddagger 2/3}$  (right lower panel) vs.  $\ell^{\ddagger} = \ell/L = \ell^+/L^+$ . Red and blue solid lines – exact numerical solutions before and after normalization by the large  $\ell^{\ddagger}$  asymptotics, black dashed and dot-dashed lines – approximate analytical solutions. The region  $\ell \gtrsim L$  may not be realized in the Nature. In this case it has only methodological character.

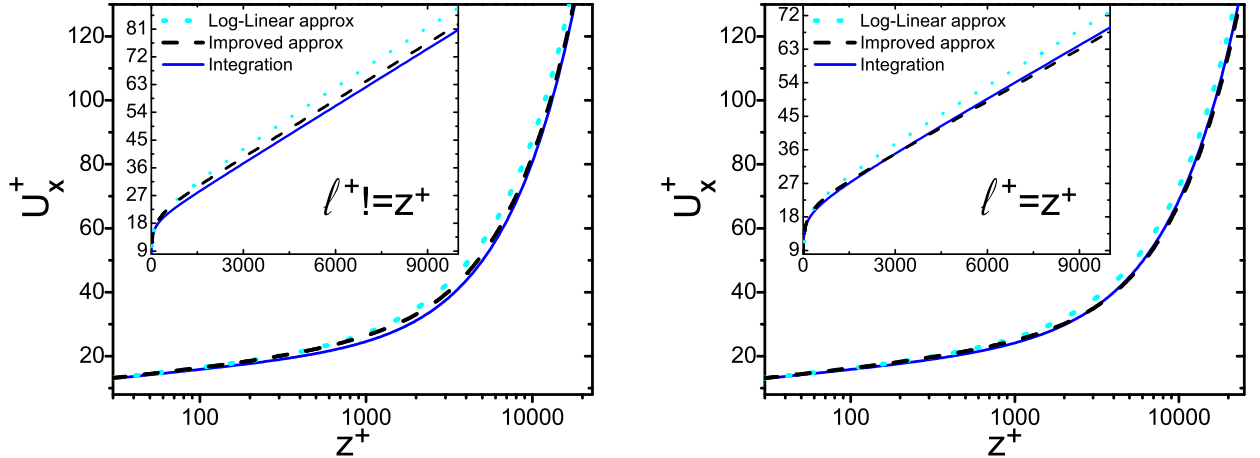


FIG. 2: Computed with Eq. (0.4) (for  $d_1 = d_2 = 1$ ) plots of  $U^+$  (blue solid lines) vs  $\ln(z/L)$  and vs.  $z/L$  (inserts) for  $L^+ = 1000$ . In the left panel  $\ell(z)$  is taken from Eq. (0.4), while in the right panel  $\ell(z) = z$ . Log-linear approximation (3.3a) to all profiles is shown by dotted lines, its improved version (3.3b) by dashed lines. “ $\neq$ ” stands for  $\neq$ . The region  $\ell \gtrsim L$  may not be realized in the Nature. In this case it has only methodological character.

as  $\ell^\ddagger$ -independent constants in the down-gradient transport approximation (0.3) described in the Introduction. We will show, however, that these functions have a strong dependence on  $\ell^\ddagger$ , going to zero in the limit  $\ell^\ddagger \rightarrow \infty$  as  $1/\ell^{\ddagger 4/3}$ . Therefore this approximation is not valid for large  $\ell^\ddagger$  even qualitatively.

1. *Approximation of down-gradient transport and its violation in stably stratified TBL*

As we mentioned in the Introduction, the concept of the down-gradient transport assumes that the momentum and thermal fluxes are proportional to the mean velocity and temperature gradients, see Eqs. (0.3):

$$\tau_{xz} = -\nu_T S_U, \quad F_z = -\chi_T S_\Theta, \quad (3.5)$$

where  $\nu_T$  and  $\chi_T$  are effective turbulent viscosity and thermal conductivity, that can be estimated by dimensional reasoning. Equations (0.3), giving this estimates, include additional physical arguments that vertical transport parameters should be estimated via vertical turbulent velocity,  $\sqrt{\tau_{zz}}$ , and characteristic vertical scale of turbulence,  $\ell_z$ . The relations between the scales  $\ell_j$  in different  $j$ -directions in anisotropic turbulence can be found in the approximation of time-isotropy, according to which

$$\frac{\sqrt{\tau_{xx}}}{\ell_x} = \frac{\sqrt{\tau_{yy}}}{\ell_y} = \frac{\sqrt{\tau_{zz}}}{\ell_z} \equiv \gamma \Rightarrow \gamma_{uu}. \quad (3.6)$$

Here  $\gamma$  is a characteristic isotropic frequency of turbulence, that for concreteness can be taken as the kinetic energy relaxation frequency  $\gamma_{uu}$ . The approximation (3.6) is supported by experimental data, according to which in anisotropic turbulence the ratios  $\ell_i/\ell_j$  ( $i \neq j$ ) are larger than the ratios  $\ell_i \sqrt{\tau_{jj}}/\ell_j \sqrt{\tau_{ii}}$  that are close to unity. With this approximations  $\nu_T$  and  $\chi_T$  can be estimated as follows:

$$\nu_T = C_\nu \tau_{zz}/\gamma_{uu}, \quad \chi_T = C_\chi \tau_{zz}/\gamma_{uu}, \quad (3.7)$$

where, according to the approximation of down-gradient transport, the dimensionless parameters  $C_\nu$  and  $C_\chi$  are taken as constants, independent of the level of stratification.

In order to check how the approximation (3.5), (3.7) works in the stratified TBL for both fluxes, one can consider Eqs. (3.5) as *definitions* of  $\nu_T$  and  $\chi_T$  and Eqs. (3.7) as *definitions* of  $C_\nu$  and  $C_\chi$ . This gives

$$C_\nu \equiv -\frac{\tau_{xz}}{\tau_{zz}} \frac{\gamma_{uu}}{S_U} = \frac{\gamma_{uu}^+}{\tau_{zz}^+ S_U^+}, \quad (3.8a)$$

$$C_\chi \equiv -\frac{F_x}{\tau_{zz}} \frac{\gamma_{uu}}{S_\Theta} = \frac{\gamma_{uu}^+}{\tau_{zz}^+ S_\Theta^+}. \quad (3.8b)$$

Recall, that in this paper the down-gradient approximation is not used at all. Instead, we are using exact balance equations for all relevant second order correlations,

including  $\tau_{xz}$  and  $F_x$ . Substituting our results in the RHS of the definitions (3.8) we can find, how  $C_\nu$  and  $C_\chi$  depend on  $\ell^\ddagger = \ell/L$  that determines the level of stratification in our approach.

The resulting plots of the ratios  $C_\nu(\ell^\ddagger)/C_\nu(0)$  and  $C_\chi(\ell^\ddagger)/C_\chi(0)$  are shown in the leftmost panel in Figure 3. One sees that the  $C_\nu(\ell^\ddagger)$  and  $C_\chi(\ell^\ddagger)$  can be considered approximately as constants only for  $\ell \leq 0.2L$ . For larger  $\ell/L$  both  $C_\nu(\ell^\ddagger)$  and  $C_\chi(\ell^\ddagger)$  rapidly decrease, more or less in the same manner, diminishing by an order of magnitude already for  $\ell \approx 2L$ . For larger  $\ell/L$  one can use the asymptotic solution according to which

$$S_U^+ \simeq \frac{1}{L^+}, \quad \gamma_{uu} \simeq \frac{\sqrt{E_k^+}}{\ell^+} \simeq \frac{\ell^{\ddagger 1/3}}{\ell^+}, \quad \tau_{zz} \simeq \ell^{\ddagger 2/3}. \quad (3.9)$$

This means that both functions vanish as  $1/\ell^{\ddagger 4/3}$ :

$$C_\nu(\ell^\ddagger) \simeq 0.01 \left(\frac{L}{\ell}\right)^{4/3}, \quad C_\chi(\ell^\ddagger) \simeq 0.003 \left(\frac{L}{\ell}\right)^{4/3}, \quad (3.10)$$

where numerical prefactors account for the accepted values of the dimensionless fit parameters.

The physical reason for the strong dependence of  $C_\nu$  and  $C_\chi$  on stratification is as follows: in the RHS of Eq. (2.10e) for the momentum flux and Eq. (2.11b) for the vertical heat flux there are two terms. The first ones, proportional to  $\tau_{zz}$  and velocity (or temperature) gradients correspond to the approximation (3.5), giving (in our notations)  $C_\nu = \text{const}$  and  $C_\chi = \text{const}$ , in agreement with the down-gradient transport concept. However, there are second contributions to the vertical momentum flux  $\propto F_x$  and to the vertical heat flux, that is proportional to  $\beta E_\theta$ . In our approach both contributions are negative, giving rise to the *counter-gradient fluxes*. What follows from our approach, is that these counter-gradient fluxes cancel (to the leading order) the down-gradient contributions in the limit  $\ell^\ddagger \rightarrow \infty$ . As a result, in this limit the effective turbulent diffusion and thermal conductivity vanish, making the down-gradient approximation for them (with constant  $C_\nu$  and  $C_\chi$ ) irrelevant even qualitatively for  $\ell \gtrsim L$ .

In our picture of stable temperature-stratified TBL, the turbulence exists at any elevations, where one can neglect the Coriolis force. Moreover, the turbulent kinetic and temperature energies increase as  $(\ell/L)^{2/3}$  for  $\ell > L$ , see Figure 1. At the same time, the mean velocity and potential temperature change the  $(\ell/L)$ -dependence from logarithmic to linear, see Figure 2 and (modified) log-linear interpolation formula (3.3b). Correspondingly, the shear of the mean velocity and *the mean temperature gradient* saturate at some elevation (and at some  $\ell/L$ ), and  $\text{Ri}_{\text{grad}}$  saturates as well. This predictions agree with large eddy simulation by Zilitinkevich and Esau (2006), where  $\text{Ri}_{\text{grad}}$  can be considered as saturating around 0.4 for  $z/L \approx 100$ .

Notice that the turbulent closures of kind used above cannot be applied for strongly stratified flows with

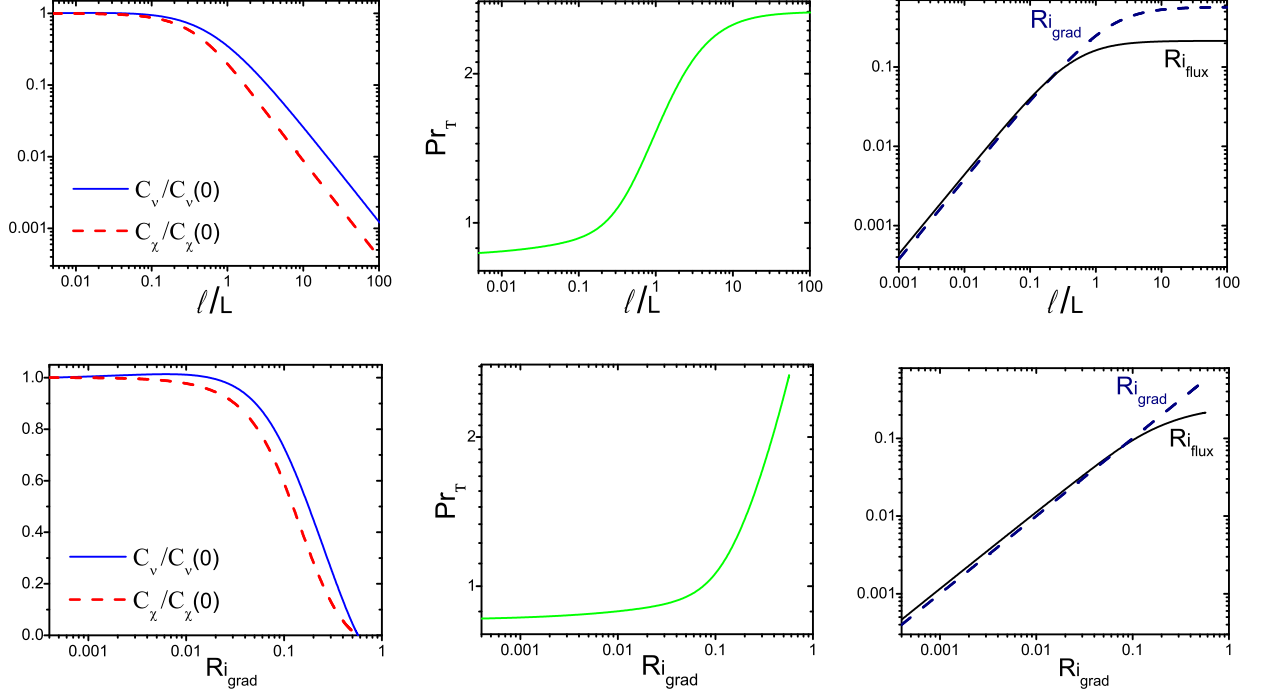


FIG. 3: Color online. Log-log plots of “down-gradient coefficient-functions”  $C_\nu$  (solid blue lines) and  $C_\chi$  (red dashed lines) – left panels; turbulent Prandtl number  $\text{Pr}_T$  (green lines on middle panels) and  $\text{Ri}_{\text{flux}}$  (black solid lines),  $\text{Ri}_{\text{grad}}$  (black dashed lines) – on right panels as function of  $\ell^{\ddagger} = \ell/L$  (upper panels) and vs.  $\text{Ri}_{\text{grad}}$  (lower panels). Notice, that the presented dependencies have qualitative character, and the choice of constants  $C_{\dots}$  depends on the actual functional form  $\ell(z)$ . For simplicity, we took  $\ell(z) = z$ . The region  $\ell \gtrsim L$  may not be realized in the Nature. In this case it has only methodological character.

$\text{Ri}_{\text{grad}} \gtrsim 1$  (may be even at  $\text{Ri}_{\text{grad}} \sim 1$ ). There are two reasons for that. The first one was mentioned in the Introduction. Namely, for  $\text{Ri}_{\text{grad}} \gtrsim 1$  the Brunt-Väisälä frequency  $N \equiv \sqrt{\beta S_\ominus^-}$ ,  $N^+ = \sqrt{S_\ominus^+/L^+}$ , is larger than the eddy-turnover frequency and therefore there are weakly decaying Kelvin-Helmholtz internal gravity waves which, generally speaking, have to be accounted for in the momentum and energy balance equations.

The second reason, that makes the results very sensitive to the contribution of internal waves follows from the fact that vortical turbulent fluxes vanish (at fixed velocity and temperature gradients). Therefore even relatively small contributions of different nature to the momentum and thermal fluxes may be important.

The final conclusion is that the TBL modeling at large level of stratification requires an accounting for turbulence of the internal waves together with the vortical turbulence. Definitely, new observations, laboratory and numerical experiments with control of internal wave activity are very likely.

## Acknowledgments

VL kindly acknowledge the possibility to give an invited lecture on the problems, discussed in this paper, at the International Conference “Turbulent Mixing and Beyond”, which was held August 2007 at the Abdus Salam International Center for Theoretical Physics, Trieste, Italy. VL and OR also acknowledge the support of the Transnational Access Programme at RISC-Linz, funded by the European Commission Framework 6 Programme for Integrated Infrastructures Initiatives under the project SCIENCE (Contract No. 026133).

## APPENDIX A: ON THE CLOSURE PROBLEM OF TRIPLE CORRELATIONS VIA SECOND ORDER CORRELATIONS

Let us look more carefully at the approximation (2.12), which is

$$\begin{aligned} \gamma_{uu} &= c_{uu} \sqrt{E_K}/\ell, & \gamma_{\text{RI}} &= C_{\text{RI}} \gamma_{uu}, \\ \tilde{\gamma}_{\text{RI}} &= \tilde{C}_{\text{RI}} \gamma_{\text{RI}}, & \gamma_{\theta\theta} &= C_{\theta\theta} \gamma_{uu}, & \gamma_{\text{RD}} &= C_{u\theta} \gamma_{uu}. \end{aligned} \quad (\text{A1})$$

The dimensional reasoning that leads to this approximation is questionable for problems having a dimensionless

parameter  $\ell^\ddagger$ . Generally speaking, all “constants”  $c_{\dots}$  and  $C_{\dots}$  in Eq. (A1) can be any functions of  $\ell^\ddagger$ . Presently we just hope that a possible  $\ell^\ddagger$  dependence of these functions is relatively weak and does not affect the qualitative picture of the phenomenon.

Moreover, even the assumption (2.5a) that the dissipation of the thermal flux  $\epsilon_i$  is proportional to the thermal flux and the assumption (2.5b) that the dissipation of  $E_\theta$ ,  $\epsilon \propto E_\theta$  are also questionable. Formally speaking, one cannot guarantee that the triple cross-correlator  $\langle \theta uu \rangle^+$  that estimates  $\epsilon^+$ , can be (roughly speaking) decomposed like  $\langle u\theta \rangle \sqrt{\langle uu \rangle}$ , i.e. really proportional to  $F = \langle u\theta \rangle$  as it stated in Eq. (2.5a). Theoretically, one cannot exclude the decomposition  $\langle \theta uu \rangle \sim \langle uu \rangle \sqrt{\langle \theta\theta \rangle}$ , i.e. a contribution to  $\epsilon \propto E_K$ . Similarly, the dissipation  $\epsilon$  in the balance (1.5c) of  $E_\theta$ , that is determined by the correla-

tor (2.5b), is  $\propto \langle \theta\theta u \rangle$ , as it follows from the decomposition  $\langle \theta\theta u \rangle \sim \langle \theta\theta \rangle \sqrt{\langle uu \rangle}$  and is stated in Eq. (2.5b). This correlator allows, for example, the decomposition  $\langle \theta\theta u \rangle \sim \langle \theta u \rangle \sqrt{\langle \theta\theta \rangle}$ , i.e. contribution to  $\epsilon \propto F$ . This discussion demonstrates, that the situation with the dissipation rates is not so simple, as one may think and thus requires careful theoretical analysis that is in our agenda for future work. Our preliminary analysis of this problem shows that all fitting constants are indeed functions of  $\ell^\ddagger$ . Fortunately, they vary within finite limits in the entire interval  $0 \leq \ell^\ddagger < \infty$ . Therefore we propose that the approximations used in this paper preserve the qualitative picture of the phenomenon. Once again, the traditional down-gradient approximation does not work even qualitatively because corresponding “constants”  $C_\nu$  and  $C_\chi$  vanish in the limit  $\ell^\ddagger \rightarrow \infty$ .

- 
- [1] Boussinesq, J.: 1903, *The'orique Analytique de la Chaleur*, Vol. 2. Gauthier-Villars, Paris.
- [2] Cheng, Y., Canuto, V. M., and Howard, A. M., 2002: An improved model for the turbulent PBL, *J. Atm. Sci.*, **59**, 1550-1565.
- [3] Canuto, V. M., 2002: Critical Richardson numbers and gravity waves, *Astronomy & Astrophysics*, **384**, 1119-1123.
- [4] Elperin, T., Kleorin, N., Rogachevskii, I., and Zilitinkevich, S., 2002: Formation of large-scale semi-organized structures in turbulent convection. *Phys. Rev. E*, **66**, 066305.
- [5] Galperin, B., Sukoriansky, S., Anderson, P. S., 2007: On the critical Richardson number in stably stratified turbulence. *Atm. Sci. Lett.*, **8** (3), 65-69.
- [6] Hanazaki, H., and Hunt, J. C. R., 2004: Structure of unsteady stably stratified turbulence with mean shear. *J. Fluid Mech.*, **507**, 1-42.
- [7] Hauf, T., and Höller, H.: 1987, Entropy and Potential Temperature, *J. of Atm. Sci.*, **44**, 2887-2901.
- [8] Hunt, J. C. R., Stretch, D. D., and Britter, R. E., 1988: Length scales in stably stratified turbulent flows and their use in turbulence models. In: *Proc. I.M.A. Conference on "Stably Stratified Flow and Dense Gas Dispersion"* (J. S. Puttock, Ed.), Clarendon Press, 285-322.
- [9] Keller, K., and Van Atta, C. W., 2000: An experimental investigation of the vertical temperature structure of homogeneous stratified shear turbulence, *J. Fluid Mech.*, **425**, 1-29.
- [10] Kolmogorov, A. N., 1941: Energy dissipation in locally isotropic turbulence. *Doklady AN SSSR*, **32**, No.1, 19-21.
- [11] Kurbatsky, A. F.: 2000, *Lectures on Turbulence*, Novosibirsk State University Press, Novosibirsk.
- [12] Landau, L.D., and Lifshitz, E.M.: 1987, *Course of Theoretical Physics: Fluid Mechanics*, Pergamon, New York, 552 pp.
- [13] Luyten, P. J., Carniel, S., and Umgiesser, G., 2002: Validation of turbulence closure parameterisations for stably stratified flows using the PROVESS turbulence measurements in the North Sea, *J. Sea Research*, **47**, 239-267.
- [14] L'vov, V.S., Pomyalov, A., Procaccia, I., and Zilitinkevich, S.S., 2006a: Phenomenology of wall bounded Newtonian turbulence, *Phys. Rev. E.*, **73**, 016303.
- [15] L'vov, V.S., Procaccia, I., and Rudenko O., 2006b: Analytic Model of the Universal Structure of Turbulent Boundary Layers, *JETP Letters*, **84**, 67-73.
- [16] L'vov, V.S., Procaccia, I., and Rudenko O., 2008: Universal Model of Finite Reynolds Number Turbulent Flow in Channels and Pipes, *Phys. Rev. Lett.*, **100**, 054504.
- [17] Mellor, G. L., and Yamada, T., 1974: A hierarchy of turbulence closure models for planetary boundary layer, *J. Atmos. Sci.*, **31**, 1791-1806.
- [18] Monin, A. S., and Obukhov, A. M., 1954: Main characteristics of the turbulent mixing in the atmospheric surface layer, *Trudy Geophys. Inst. AN. SSSR*, **24**(151), 153-187.
- [19] Oberbeck, A.: 1879, Über die Wärmeleitung der Flüssigkeiten bei Berücksichtigung der Strömung infolge Temperaturdifferenzen, *Ann. Phys. Chem. (Leipzig)* **7**, 271-292.
- [20] Pope, S.B.: 2001, *Turbulent Flows*, Cambridge University Press, 771 pp.
- [21] Rehmann, C. R., and Hwang, J. H., 2005: Small-scale structure of strongly stratified turbulence, *J. Phys. Oceanogr.*, **32**, 154-164.
- [22] Richardson, L. F., 1920: The supply of energy from and to atmospheric eddies. *Pros. Roy. Soc. London*, **A 97**, 354-373.
- [23] Rotta, J. C., 1951: Statistische theorie nichthomogener turbulenz, *Z. Physik*, **129**, 547-572.
- [24] Schumann, U., and Gerz, T., 1995: Turbulent mixing in stably stratified sheared flows. *J. Applied Meteorol.*, **34**, 33-48.
- [25] Stretch, D. D., Rottman, J. W., Nomura, K. K., and Venayagamoorthy, S. K., 2001: Transient mixing events in stably stratified turbulence, In: *14th Australasian Fluid Mechanics Conference*, Adelaide, Australia, 10-14 December 2001.
- [26] Umlauf, L., and Burchard, H., 2005: Second-order turbulence closure models for geophysical boundary layers. A review of recent work. *Continental Shelf Research*, **25**, 725-827.
- [27] Weng, W., and Taylor, P., 2003: On modelling the one-dimensional Atmospheric Boundary Layer, *Boundary-*

- layer Meteorology*, **107**, 371-400.
- [28] Wyngaard, J.: 1992, Atmospheric turbulence, *Ann. Rev. Fluid Mech.* **24**, 205-233.
- [29] Zeman, O.: 1981, Progress in the modeling of planetary boundary layers, *Ann. Rev. Fluid Mech.* **13**, 253-272.
- [30] Zilitinkevich S.S., 2002: Third-order transport due to internal waves and non-local turbulence in the stably stratified surface layer, *Quarterly Journal of the Royal Meteorological Society*, **128**, 913-925.
- [31] Zilitinkevich, S.S., Elperin, T., Kleorin, N., and Rogachevskii, I., 2007: Energy- and flux-budget (EFB) turbulence closure model for stably stratified flows. Part I: steady-state, homogeneous regimes, *Boundary-layer Meteorology* **125**, 167-191.
- [32] Zilitinkevich, S.S., and Essau, I.: Similarity theory and calculation of turbulent fluxes at the surface for the stably stratified atmospheric boundary layer, *Boundary-Layer Meteorology* **125**, 193-205 (2007).