

A Diffusive Strategic Dynamics for Social Systems

E. Agliari

*Dipartimento di Fisica, Università degli Studi di Parma, viale Usberti 7/A, 43100 Parma, Italy and
Theoretische Polymerphysik, Universität Freiburg,
Hermann-Herder-Str. 3, D-79104 Freiburg, Germany*

R. Burioni

*Dipartimento di Fisica, Università degli Studi di Parma, viale Usberti 7/A, 43100 Parma, Italy and
INFN, Gruppo collegato di Parma, Viale Usberti 7/A, 43100 Parma, Italy*

P. Contucci

*Dipartimento di Matematica, Università di Bologna,
Piazza di Porta S. Donato 5, 40126 Bologna, Italy*

We propose a model for the dynamics of a social system, which includes diffusive effects and a biased rule for spin-flips, reproducing the effect of strategic choices. This model is able to mimic some phenomena taking place during marketing or political campaigns. Using a cost function based on the Ising model defined on the typical quenched interaction environments for social systems (Erdős-Renyi graph, small-world and scale-free networks), we find, by numerical simulations, that a stable stationary state is reached, and we compare the final state to the one obtained with standard dynamics, by means of total magnetization and magnetic susceptibility. Our results show that the diffusive strategic dynamics features a critical interaction parameter strictly lower than the standard one. We discuss the relevance of our findings in social systems.

I. INTRODUCTION

In the past few years the application of statistical mechanics to social phenomena gave rise to interesting models, which were able to capture some general mechanisms in opinion forming. In these models, the relations between people in a group are represented by a network with a given topology, where sites are people, links model interactions and the opinion of a single agent is typically represented by a discrete variable on the corresponding site.

One of the most important aspects in opinion forming within a community is the dynamics through which decisions of single agents take place, possibly leading the system to a stationary final state. In this framework different approaches have been considered, in order to investigate the configuration reached by the system at different time scales. A common approach, as in voter model and Axelrod dynamics (see e.g. [1–3]), is to introduce directly a dynamical rule according to which discrete variables, representing the choice of a single agent, evolve. Then, the average value of these discrete variables and its dependence on the dynamics itself as well as on the initial conditions is investigated. However, in many situations, ranging from polls to marketing analysis, relevant global parameters describing the behavior of large but finite subsamples of the populations are not rapidly changing on the time scale considered. If the results of the experimental measurements are stable, then it can be meaningful to analyze the social system by looking to its equilibrium or stationary behavior. This approach, directly linked to statistical mechanics and used in social sciences, is based on the introduction of a dynamics derived from a cost function H [4–7], which depends on

the configuration of the system and on a set of parameters, measuring the interaction between people in the community. The cost function theory has also shown its potentials in micro-economy especially thanks to the work of Mc Fadden [8]. There, quantitatively precise predictions were made on social behavior by means of *discrete choice theory*, a simple probabilistic approach based on the individual independent choice assumption, which corresponds to non-interacting agents. Among the main purpose of the present paper there is the attempt to extend to interacting systems the approach pioneered in [8] and successfully applied to social systems by Durlauf [4] within the framework of equilibrium statistical mechanics of deterministic systems. Our work here extends those previous findings in several directions: first it assumes that there is interaction (including the random case) among the agents and investigate the possible steady states by means of natural dynamical systems usually encountered in social behavior. The dynamics is implemented with a cost function in which the parameters measuring the interactions between people can be assumed to be frozen. In real world phenomena the dynamics has two built-in time scales: one for the opinion flip, the other for the interaction change. In most of the social and economical examples the interactions among individuals change at a rate enormously slower than the opinions of each of them. In modeling such situations the interactions variables will be considered as frozen during the whole run of the dynamics and the physical quantities will be averages of stationary states. The procedure is known as “quenched” stationary state and parallels the standard quenched equilibrium measure of disordered systems (like spin glasses) in which the free energy is computed averaging in the disorder after the

logarithm.

Once the cost function and the related evolution dynamics are identified, the system can be studied numerically, for example via Monte Carlo simulations. In particular, if one expects that the final state reached by the system will obey an equilibrium Boltzmann distribution, the dynamics is usually implemented to lead the system to that state, imposing a detailed balance condition. However, this is quite unrealistic in real social communities.

As a matter of fact, dynamical evolution within social networks often exhibits a *strategic* character: each agent often chooses between his neighbors and decides which link to activate at a given time, according to his own advantage, based on the observation of what happens to his neighbourhood.

A common situation is the following: people try to convince their neighbours in order to share the same opinion or trait because of ideological reasons or, also, because this translates in some economical advantage. To fix ideas let us suppose that the opinion or the trait considered can be described by a binary variable. For example, during an electoral campaign or before a referendum, people try to convince their acquaintances to support a given candidate or a given position. In a different context we can think about a community of people where each agent has made a subscription to a phone company. Let us suppose that only two different companies, A and B, exist so that we can distinguish between A-users and B-users. Now, fares for phone-calls are different according to whether the call occurs between customers of the same company or between customers of different companies, being higher in the latter case. As a result, for an A-user (B-user) the optimal situation is when all his acquaintances are also A-users (B-users) as he can then enjoy low fares. Hence, each agent would like to induce his neighbours to adopt the same company.

In both situations cited above, strategies are possible if an agent knows the neighbourhood of his acquaintances. As an example, if I want to increase the number of, say, A-users, among my acquaintances, I can either pick up a friend of mine randomly among those who are B-users and try to convince him to become an A-user, or select among my friends the B-user whose acquaintances are mostly A-users. The latter strategy is of course expected to be more effective.

Another important aspect in dynamics concerns the rule according to which agents are selected and given the possibility to change opinion. Of course, a deterministic updating, though computationally efficient, is unrealistic: the dynamics must contain a stochastic character, reproducing the randomness typical of social interactions [9–12]. More likely, we can assume that the opinion updating results from phone calls, mail exchanges and other contacts among agents and this exhibits a *diffusive* feature. Hence, the newest updated agent will choose among his neighbours the next agent to be updated.

In this paper, we intend to study the equilibrium reached by the system, where an explicit cost function

has been introduced, endowed with a dynamics which takes into account these two aspects: strategy and diffusion. We first focus on the dynamical process, modelling the quenched social network by an Erdős-Renyi random graph. This graph provides a stochastic network, able to capture some aspects of a real community, and allowing for some exact calculations [13–15]. We then extend our results to scale free and small-world networks, which are known to reproduce the typical topological features of real social networks [16–19]. We adopt as a cost function the ferromagnetic Ising Hamiltonian which, being one of the simplest model mimicking interactions amongst the agents of social systems, allows us to focus on the dynamical process. In particular, the interaction parameter J here represents the “imitation strength” and it measures how important it is for two nearest-neighbours to agree. For instance, in the phone companies example, a large value of J corresponds to a situation where a phone call between A-A or B-B users is much cheaper than a phone call between A-B users. We focus here on ferromagnetic interactions as these are considered to be the predominant feature of social interactions in several contexts [20]. Our dynamics can however be extended to the case of more complex interaction patterns.

We find that after a suitable relaxation time the values of the global observables of the system display time averages independent of the initial conditions and whose fluctuations decrease with the system size, indicating that a stationary situation is reached. We also recover the phase diagram expected for the Ising model on the Erdős-Renyi random graph, small-world and scale-free networks, and this implies that in all these cases there exists an interaction parameter J_c such that if $J < J_c$ the number of A-users equals, on the average, the number of B-users, while if $J > J_c$ a prevailing group emerges. However, we evidence a remarkable difference: With respect to the case of a non-strategic dynamics, the critical region is always shifted to a lower value of the interaction parameter J . In the example of the competition between the two phone companies, this means that, once the price policy has been set by the companies, i.e. once a given $J > J_c$ has been fixed by the price differences, if the equilibrium is reached by a strategic dynamics, the extent of the prevailing community is larger. The existence and the position of a transition point represent a key information in a social system, as they signal an unstable situation, which is to be favored or avoided, depending on the meaning of the global parameter. Moreover, it is important to understand what influences the position of the critical region in order to control and tune it, if possible. Our result suggests that the onset of the critical regime is indeed influenced by the dynamics.

The paper is organized as follows: in Sec. II we present our model and we describe the topologies it is embedded in. Then, Sec. III is devoted to the description of the strategic diffusive dynamics introduced and in Sec. IV we show our results. Finally, Sec. V is left for conclusions and outlook.

II. MODEL AND NOTATIONS

A social network is meant as a (typically large) set of people or groups of people, also called “agents”, with some pattern of interactions between them. This can be efficiently envisaged by means of a graph whose nodes represent agents and links between two of them represent the existence of a relationship (which could be acquaintanceship, friendship, etc.). Therefore, each agent i is connected with a set of “nearest-neighbours”, whose number α_i is referred to as the “degree” of the node i .

Now, several kinds of graph have been proposed in the past as models able to mimic the features displayed by a real population, and they are all built starting from three main topologies: random graphs, small-world and scale-free networks. The random graph introduced by Erdős and Rényi (ER) [21] is one of the most studied since it combines a stochastic character with an easy definition which allows to calculate exactly many interesting quantities [15]. However, real social networks have been shown to feature some peculiar topological and metric properties, which are not all included in the ER random graph. Two typical features are: power-law degree distribution (scale-free topology), shortness of geodetical path (small-world phenomenon).

The ER random graph can be defined as follows: given a number N of nodes, we introduce connections between them in such a way that each pair of vertices i, j has a connecting link with independent probability p . As a consequence, the probability p_α that a node in a random graph has degree exactly equal to α is given by the binomial distribution [13]. The small-world network can be built starting from a ring with N nodes, and “superposing” to the ring a random graph with given mean connectivity α , by adding a link to two points i and j on the ring with probability $p_\alpha = \alpha/N$ (but it is possible to obtain small-world topologies with different rules [22]). To account for the large variability of the degree in real social networks, one of the most studied topologies is the scale-free graph, where the probability p_α that a node has degree equal to α is given by a power law:

$$p_\alpha \sim \alpha^{-\gamma} \quad (1)$$

with $1 < \gamma < 3$.

We now outline the general framework for modeling interactions among agents. First of all, we associate to each agent i a binary variable $s_i = \pm 1$, representing the two possible forms of the considered opinion or trait. For example, $s_i = +1$ might indicate that the i -th agent does support the current government or is an A-user, while $s_i = -1$ that he does not support the current government or that he is a B-user. The whole community, described by the set $\mathbf{s} = \{s_1, s_2, \dots, s_N\}$, will therefore be characterized by the mean value

$$m = \frac{1}{N} \sum_k s_k \quad (2)$$

which can be measured by, say, a referendum vote or a survey.

We assume that agents do not possess any a priori bias towards $+1$ or -1 state, but they move towards a given trait as a result of the interaction with their nearest-neighbours. More precisely, we introduce a cost function H_{ik} which quantifies the cost for individual i to agree with individual k as [23]

$$H_{ik}(s_i, s_k) = -J_{ik}s_i s_k, \quad (3)$$

where J_{ik} represents the strength of interaction between agents i and k . When i and k agree ($s_i s_k = 1$) we have a cost $H_{ik} = -J_{ik}$, while when they disagree ($s_i s_k = -1$) we have $H_{ik} = J_{ik}$. Thus, the interaction works in such a way that, when $J_{ik} > 0$, then i and k tend to imitate each others assuming the same trait and vice versa when $J_{ik} < 0$. The magnitude of J_{ik} gives how important it is for i to agree or disagree with k [20].

For the whole population we have the total cost function

$$H(\mathbf{s}, \mathbf{J}) = \sum_{k \sim i} H_{ik} = - \sum_{k \sim i} J_{ik} s_i s_k, \quad (4)$$

where the sum is extended over all the couples of nearest-neighbour agents denoted as $k \sim i$.

The cost function of Eq. 4 is just the well-known Ising Hamiltonian (see e.g. [24]) which can be treated by statistical tools. As it is well known, the cost function $H(\mathbf{s}, \mathbf{J})$ does not lead to any natural dynamics and it is a very interesting matter of investigation to define a proper dynamics able to make the system evolve towards an “equilibrium” state. This can be achieved in several ways: Apart from exact analytical approaches, available only for special structure topologies (one dimensional and two dimensional lattices) and mean-field solutions, a number of approximate techniques have been developed, including series expansions, field theoretical methods and computational methods.

Here we adopt Monte Carlo (MC) numerical techniques in order to simulate the evolution of the system from a given initial configuration \mathbf{s}_0 to the stationary state, which in general does depend on the evolutionary dynamics D we choose and on the parameters J_{ik} .

Notice that \mathbf{J} can be chosen to be directed and group dependent and this may account, in the examples discussed in the introduction, for different influences and fares inter and intra different groups. For instance, if, say, the A company applies very high costs for phone calls between different users, we expect the pertaining interaction strengths to be very large. On the other hand, if for a B user costs for phone calls towards A users are only slightly more expensive then the relevant interaction strengths are small.

III. DIFFUSIVE STRATEGIC DYNAMICS

In order to simulate the evolution of the population described by the cost function in Eq. 3, several different algorithms have been introduced. Among them a well-established one is the so-called single-flip algorithm which makes the system evolve by means of successive opinion-flips, where we call “flip” on the node j the transformation $s_j \rightarrow -s_j$.

More precisely, the algorithm is made up of two parts: first we need a rule according to which select an agent to be updated, then we need a probability distribution which states how likely the opinion-flip is.

As for the latter, we adopt the well-known Glauber probability: Given a configuration \mathbf{s} , the probability for the opinion-flip on the j -th node is given by

$$p(\mathbf{s}, j, \mathbf{J}) = \frac{1}{1 + e^{\Delta H(\mathbf{s}, j, \mathbf{J})}}, \quad (5)$$

where $\Delta H(\mathbf{s}, j, \mathbf{J})$ is the variation in the cost function due to the flip $s_j \rightarrow -s_j$. Notice that, for single-flip dynamics, the cost variation ΔH consequent to an opinion-flip only depends on the opinion of a few agents, viz. the j -th one undergoing the flipping process and its α_j nearest-neighbours. This can be shown by spelling out the cost function variation appearing in Eq. (4):

$$\Delta H(\mathbf{s}, j, \mathbf{J}) = 2s_j \sum_{i \sim j} J_{ij} s_i. \quad (6)$$

Interestingly, as can be derived from Eq. 5, each opinion-flip is the result of a stochastic process featuring a competition between an energetic and an entropic term: the lower the cost of the opinion-flip and the more likely its occurrence. The external parameter \mathbf{J} tunes the probability for an energetically unfavourable event to happen: For very low values of \mathbf{J} any event is equally likely to happen independently of the magnetic configuration, conversely, for high values of \mathbf{J} , when the agent j is surrounded by agents sharing the same opinion, the flipping of s_j gets a rare event.

As already recalled, the opinion-flip probabilities just described can determine a dynamics only after a prescription for updating the system has been introduced. In other words, we first need a selection rule according to which extract agents, then the opinion of the selected agent will be possibly updated according to $p(\mathbf{s}, j, \mathbf{J})$. There exist several different choices for the first procedure, ranging from purely random to deterministic.

Now, the most popular algorithms select nodes to be updated according to a sequential order which, though computationally efficient, appears rather artificial in a social network. Indeed, unless no predetermined strategies are at work, the random updating ($D = \mathcal{R}$) seems to be the most plausible. In this case the probability that the current configuration \mathbf{s} changes into \mathbf{s}'_j due to the flip $s_j \rightarrow -s_j$, reads

$$\mathcal{P}^{\mathcal{R}}(\mathbf{s}, j; \mathbf{J}) = \frac{1}{N} p(\mathbf{s}, j, \mathbf{J}). \quad (7)$$

The dynamics generated by $\mathcal{P}^{\mathcal{R}}$ has been intensively studied in the past (see e.g. [25]) and it has been shown to lead the system to the usual equilibrium (canonical) distribution, derived from the cost function H .

However, in a social context, we notice that an opinion-flip can occur as a result of a direct interaction (phone call, mail exchange, etc.) between two neighbours and if agent i has just undergone an opinion-flip he will, in turn, prompt one out of his α_i neighbours to change opinion [9–12]. This kind of picture can not be described by a random updating rule. Moreover, in many situations, the arbitrary agent i aims to be surrounded by neighbours j sharing his own opinion (being this a cultural trait or a phone subscription), i.e. $s_i s_j = 1$, because this translates in some advantage for agent i .

Here we want to explore a relaxation dynamics, $D = \mathcal{S}$, able to take into account these aspects, namely a realistic selection rule and a proper strategy. With respect to traditional dynamics, \mathcal{S} displays two important features: *i.* the selection rule exhibits a *diffusive character*: The sequence of sites selected for the updating can be thought of as the path of a random walk moving on the graph representing the social network; *ii.* the diffusion is *biased*: The α_i neighbours are not equally likely to be chosen but, amongst the α_i neighbours, the most likely to be selected is also the most likely to undergo an opinion-flip, namely the one which minimizes $\Delta H(\mathbf{s}, j, \mathbf{J})$. This corresponds to a local strategic choice of agent i , as the chance to obtain an opinion flip is high, though the stochastic character is preserved.

Let us now formalize how \mathcal{S} works. Our MC simulations are made up of successive steps, each of them follows as:

- Being i the newest updated agent (at the very first step i is extracted randomly from the whole set of agents), we consider the corresponding set of nearest-neighbours defined as $\mathcal{N}_i = \{i_1, i_2, \dots, i_{\alpha_i}\}$; we possibly consider also the subset $\tilde{\mathcal{N}}_i \subseteq \mathcal{N}_i$ whose elements are nearest-neighbours of i not sharing the same opinion: $j \in \tilde{\mathcal{N}}_i \Leftrightarrow j \in \mathcal{N}_i \wedge s_i s_j = -1$. Now, for any $j \in \mathcal{N}_i$ we compute the cost function variation $\Delta H(\mathbf{s}, j, \mathbf{J})$, see Eq. 6, which would result if the flip $s_j \rightarrow -s_j$ occurred; notice that $\Delta H(\mathbf{s}, j, \mathbf{J})$ involves not only the nearest-neighbours of i , but also its next-nearest-neighbours.

- We calculate the probability of opinion-flip for all the nodes in \mathcal{N}_i , hence obtaining $p(\mathbf{s}, i_1, \mathbf{J}), p(\mathbf{s}, i_2, \mathbf{J}), \dots, p(\mathbf{s}, i_{\alpha_i}, \mathbf{J})$, where $p(\mathbf{s}, j, \mathbf{J})$, see Eq. 5, is the probability that the current configuration \mathbf{s} changes due to a flip on the j -th site.

- We calculate the probability $\mathcal{P}^{\mathcal{S}}(\mathbf{s}; i, j; \mathbf{J})$ that, among all possible α_i opinion-flips considered, just the j -th one is realized. This probability is defined as:

$$\mathcal{P}^{\mathcal{S}}(\mathbf{s}; i, j; \mathbf{J}) \equiv \frac{p(\mathbf{s}, j, \mathbf{J})}{\sum_{k \in \mathcal{N}_i} p(\mathbf{s}, k, \mathbf{J})}, \quad (8)$$

namely it follows by properly normalizing the $p(\mathbf{s}, j, \mathbf{J})$. Notice that, according to Eq. 8, among the nodes in-

cluded in \mathcal{N}_i , those which are more likely to be flipped are also the more likely to be selected for the spin-flip.

We can possibly restrict the choice just to the set $\tilde{\mathcal{N}}_i$, hence defining $\tilde{\mathcal{P}}^S(\mathbf{s}; i, j; \mathbf{J}) \equiv p(\mathbf{s}, j, \mathbf{J}) / \sum_{k \in \tilde{\mathcal{N}}_i} p(\mathbf{s}, k, \mathbf{J})$. The probabilities \mathcal{P}^S and $\tilde{\mathcal{P}}^S$ are non trivially different from each other, due to the fact that they depend not only on the magnetic neighbourhood of the current site i , but also on the next-neighbourhood. As a consequence, in general, the next flip will not necessarily occur in $\tilde{\mathcal{N}}_i$, not even for large coupling strength. Nonetheless, as we have verified numerically, the most striking result induced by the strategic dynamics, i.e. a shift of the critical region towards lower values of the interaction parameter (vedi infra) is preserved if we adopt $\tilde{\mathcal{P}}^S$ instead of \mathcal{P}^S .

- According to the normalized probability \mathcal{P}^S (see Eq. 8), we extract randomly the node $j \in \mathcal{N}_i$ and realize the opinion flip $s_j \rightarrow -s_j$.

- We set $j \equiv i$ and we iterate the procedure.

Some remarks are in order now. The detailed balance condition usually implemented in standard dynamics and leading to a standard Boltzmann distribution, is explicitly violated (see [26, 27] for more details). This does not contradict our dynamic intent: the evolution is not meant to recover a canonical Boltzmann equilibrium, but rather to model a realistic dynamics making the system evolve. By comparing Eq. 7 and Eq. 8, we notice that the latter has an additional site dependence. As a result, the analytical approach to the master equation is extremely difficult. Using the expressions for the probabilities in Eq. 8, the evolution equation for the probability $P(\mathbf{s}, i, t; \mathbf{J})$ that, at time t , the system is in the configuration \mathbf{s} and the last spin flip occurred at site i reads:

$$P(\mathbf{s}, i, t + 1; \mathbf{J}) - P(\mathbf{s}, i, t; \mathbf{J}) = (9)$$

$$\sum_{k \in \mathcal{N}_i} \mathcal{P}^S(\mathbf{s}; k, i; \mathbf{J}) P(\mathbf{s}'_i, k, t; \mathbf{J}) - \mathcal{P}^S(\mathbf{s}; i, k; \mathbf{J}) P(\mathbf{s}, i, t; \mathbf{J}),$$

where \mathbf{s}'_i represents the spin configuration which differs from \mathbf{s} only for the value of s_i . Interestingly, the additional dependence on the sites can be interpreted in term of a biased random walker, located on site i and implementing the dynamics by interacting with the spin system [26]. Therefore the master equation can be seen to describe, at a given time t , the evolution of the probability for the spin variables to be in the configuration \mathbf{s} and for the random walker to be located at site i . This makes the analytic approach difficult, even in the simplest lattices. Some general results, mainly numerical, have been obtained previously and in different contexts; we now briefly review some basic facts, while for more detailed information we refer the reader to [26, 27]. Firstly, the diffusive dynamics is able to eventually drive the system to a thermodynamically well-behaved steady-state, characterized by the choice of the interaction coupling \mathbf{J} and by the underlying topology, and also to recover the expected phase transition. However, the steady-state reached differs from the expected canonical equilibrium in a non-trivial way [26]. A particular evidence of this

is provided by the fact that the critical temperature (or, similarly the critical coupling) obtained with the diffusive dynamics is significantly larger than the one expected and such an effect can not be accounted for by a simple rescaling of the temperature [26]. Moreover, such results appear to be robust, as they hold also on general finite dimensional structures and for spin-1 models [27].

Finally, it is worth underlying that such a diffusive dynamics is intrinsically meant for finite systems. First of all this is consistent with our intent to model the dynamics within a community which is, indeed, finite. Moreover, on finite, connected graphs without traps, a random walk is always recurrent and visits each site. This ensures that if our Monte Carlo simulation is run long enough, each agent is selected for the spin-flip a number of times sufficient to obtain a series of decorrelated states over which perform statistical averages. Interestingly, the rate at which a given site is visited depends non-trivially on its local magnetic environment as well as by the temperature and by the network topology. In particular, as shown numerically in [28, 29], sites more likely to be selected for the updating correspond to borders between clusters.

IV. NUMERICS

As mentioned before, the analysis of the diffusive dynamics has been carried out mainly from the numerical point of view by means of extensive Monte Carlo simulations [25]. Here we focus on the particular case of interaction parameters J_{ik} independent of the particular couple of agents considered, i.e. $J_{ik} \equiv J$, for any i, k ; this allows to highlight the role of the dynamics leading the system to a stationary state and to understand how it possibly affects such stationary state and the average trait m^D .

In the simulation, once the network has been defined, we place a binary variable s_i on each node i and allow it to interact with its nearest-neighbors. Once the external parameter J is fixed, the system is driven by the single-flip dynamics and it eventually relaxes to a stationary state characterized by well-defined properties. More precisely, for an ER random graph characterized by parameters α and J , after a suitable time lapse t_0 and for sufficiently large systems, measurements of a (specific) physical observable $x(\mathbf{s}, \alpha, J)$ fluctuate around an average value only depending on the external parameters J and α .

We also verified that, for a system of a given finite size N , the extent of such fluctuations scales as $N^{-\frac{1}{2}}$ (see also [26, 27]), as indicated by standard statistical mechanics for a system in equilibrium. The estimate of the a given observable $\langle x \rangle$ is therefore obtained as an average over a suitable number of (uncorrelated) measurements performed when the system is reasonably close to the equilibrium regime. The estimate is further improved by averaging over different realizations of the underlying

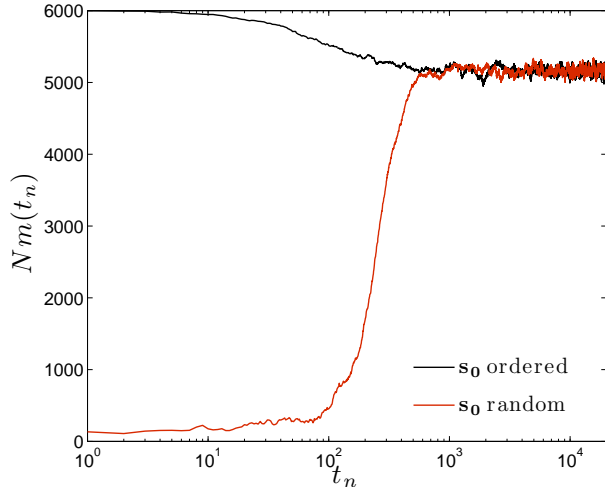


FIG. 1: Thermalization of a ER random graph made up of $N = 6000$ agents and $\alpha = 30$. Two dramatically different initial configurations are considered and compared: an ordered configuration with $s_i = 1$ for any i (black) and a random configuration with $s_i = 1$ ($s_i = -1$) with probability $1/2$ (red).

random graph with fixed α . In summary,

$$\langle x \rangle_{\alpha, J} \equiv \mathbb{E} \left[\frac{1}{M} \sum_{n=1}^M x(\mathbf{s}(t_n)) \right], \quad t_n = t_0 + n\mathcal{T} \quad (10)$$

where $\mathbf{s}(t)$ denotes the configuration of the system at time step t and \mathcal{T} is the decorrelation parameter (i.e. the time, in units of spin flips, needed to decorrelate a given magnetic arrangement from the initial state); the symbol \mathbb{E} denotes the average over different realizations of the graph.

In general, during a MC run in a given sample we find statistical errors which are significantly smaller than those arising from the ensemble averaging (see also [30]).

We stress once again that the final state obtained with the diffusive dynamics is stable, well-defined and, in particular, it does not depend on the initial conditions., i.e. it has all the properties of an equilibrium state. This is of course well-established for standard dynamics and it was also verified for our diffusive dynamics. An example is shown in Fig. 1 where, for a ER random graph, with given (α, J) , the specific value around which $m(t_n)$ eventually fluctuates does not depend on the choice of the initial configuration selected for the simulation. To this aim we plotted $m(\mathbf{s}(t_n))$ obtained starting with a completely ordered configuration ($m_0 = 1$) and with a completely random one. Moreover, we verified that the measurement of the (specific) observables within a macroscopic subsystem yields the same results characterizing the whole system. Similar results hold for scale free and small-world networks.

In the following we focus on systems of sufficiently large size so to discard effects related to small N . For the ER

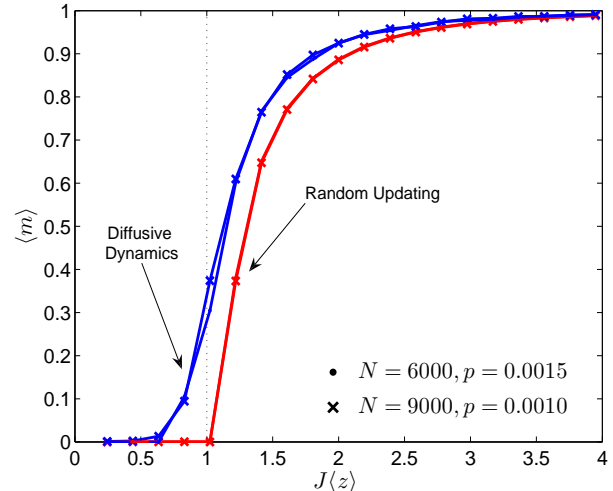


FIG. 2: Average opinion $\langle m \rangle$ for a population of $N = 6000$ (\bullet) and $N = 9000$ (\times) agents on a ER random graph with $p = 0.0015$ and $p = 0.0010$, respectively; the average number of nearest-neighbours is therefore the same for both systems, $\alpha = 9$. Results obtained with a heath-bath dynamics (\mathcal{R}) and with the strategic dynamics (\mathcal{S}) are compared: for the latter a smaller critical parameter J_c is found.

random graph, for a wide range of interaction constants J and average coordinations α , we measure the average magnetization $\langle m \rangle_{\alpha, J}$ (hereafter $\langle m \rangle$) and the susceptibility χ , calculated as

$$\chi(\alpha, J) \equiv JN [\langle m^2 \rangle - \langle m \rangle^2]. \quad (11)$$

This quantity measures, at equilibrium, the reactivity of the system to a small external perturbation. Moreover, we compare results obtained for our dynamics with those obtained through a well-established algorithm, i.e. the Glauber heath-bath with random updating ($D = \mathcal{R}$), which is known to lead the system to a canonical steady state.

In Fig. 2 we show results pertaining to ER random graphs of different sizes ($N = 6000$, $N = 9000$), but keeping the average coordination number fixed ($\alpha = 9$ corresponding to $p = 0.0015$ and $p = 0.0010$, respectively). Their profiles display the typical behaviour expected for the Ising model on a random graph [15] and, consistently with the theory, highlight a phase transition at a well defined value $J_c^S(\alpha)$. Otherwise stated, there exists a critical value of the parameter J below which the system is spontaneously ordered.

Note however that $J_c^S(\alpha)$ is appreciably smaller than the critical value $J_c(\alpha) \approx 1/\alpha$ expected for the canonical Ising model defined on the ER random graph [15].

An analogous behavior is also observed on scale-free and small-world networks; data for the average opinion $\langle m \rangle$ on these structures is shown in Fig. 3. More precisely, for the scale-free network considered here, the degree distributions for nodes follows the power law $p_\alpha \sim \alpha^{-\gamma}$ with

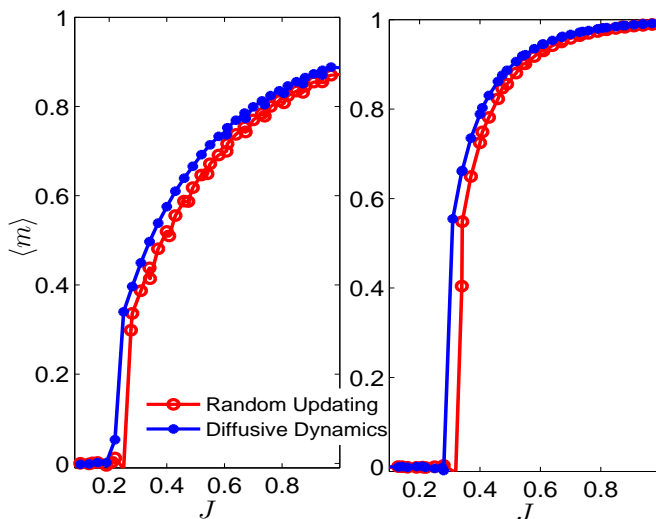


FIG. 3: Average opinion $\langle m \rangle$ for a population of $N = 1000$ agents on a scale-free (left panel) and small-world (right panel) graph. Results obtained with a standard dynamics (\mathcal{R}) and the strategic dynamics (\mathcal{S}) are compared: for the latter a smaller critical parameter J_c is found.

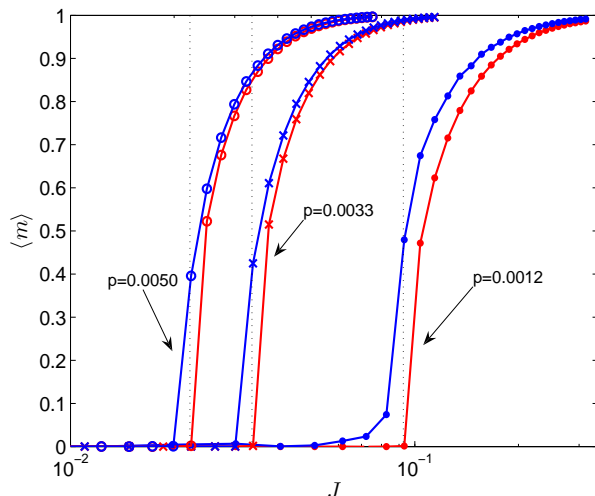


FIG. 4: Average opinion $\langle m \rangle$ for a population of $N = 9000$ agents with $\alpha = 11$ (\bullet), $\alpha = 30$ (\times) and $\alpha = 45$ (open circles) on an ER random graph. Results obtained with a standard dynamics (\mathcal{R}) and the strategic dynamics (\mathcal{S}) are compared: for the latter a smaller critical parameter J_c is found.

$\gamma = 2.3$; as for the small-world network, this has been built according to the prescriptions explained above and in such a way that the average degree per node equals 4.

Remarkably, similar diffusive dynamics have been shown to lead an analogous decrease of the critical interaction parameter on regular structures [26] and also for the spin-1 Ising model [27–29]. In these cases it was proved that a simple rescaling of the interaction constant J can not account for the differences between results pro-

duced by the diffusive dynamics and a heat-bath dynamics. This feature constitutes a first signature of the fact that the equilibria generated by the diffusive dynamics are not governed by the Boltzmann distribution.

As mentioned above, on an ER random graph the critical value J_c depends on the system size and on the probability p , through their product α , i.e. $J_c \approx 1/\alpha$. In order to check if a similar behaviour also holds for the dynamics \mathcal{S} , we now fix the size of the system and make α vary; results for $N = 9000$ with $\alpha = 11, 30, 45$ are reported in Fig. 4. Indeed, also for $J_c^{\mathcal{S}}$, we evidence a monotonic increase with α , however, in order to establish the actual relation between J and α , further extensive simulations are necessary.

Similar to what happens with the usual dynamics, the relaxation time needed to drive the system sufficiently close to the equilibrium situation is found to depend on the parameter J . More precisely, we experience the so called critical slowing down: the closer J to its critical value, the longer the relaxation time.

We now turn to the susceptibility defined in Eq. 11; results for the ER random graph are shown in Fig. 5. In the thermodynamic limit, at the critical point J_c , the susceptibility diverges, while for finite sizes the susceptibility is expected to display a peak at J_c . This kind of behaviour is found also when the diffusive dynamics is applied and χ just peaks at $J_c^{\mathcal{S}}$. An important point is that the shape of the curve is not modified, indicating that the reaction of the system to an external perturbation is conserved, with respect to the usual equilibrium, in the vicinity of the critical point. The social system is therefore expected to behave in the same way. Hence, we have further evidence of the fact that the diffusive strategic dynamics recovers the phase transition typical of the Ising model, though providing a lower value for the critical interaction parameter.

V. CONCLUSIONS AND PERSPECTIVES

In this paper, we have introduced a dynamics for social systems displaying diffusive and strategic character. This dynamics has been shown to relax the system to thermodynamically well-behaved steady states; in particular, after a suitable time, the values of the global observables of the system display averages independent of the initial conditions (which can, at least, affect the orientation of the asymptotic arrangement). The magnetization, representing the average trait reached by the system as a function of the interaction parameter J , features a transition at a value of J which is strictly lower than the one obtained with a non-strategic random choice for the opinion flips, on the same network. In particular, on the ER random graph, also the shape of the susceptibility near the transition point is conserved, indicating that the reaction of the social system to a small external perturbation in the stationary state is not modified.

This picture indicates that with a strategic (local)

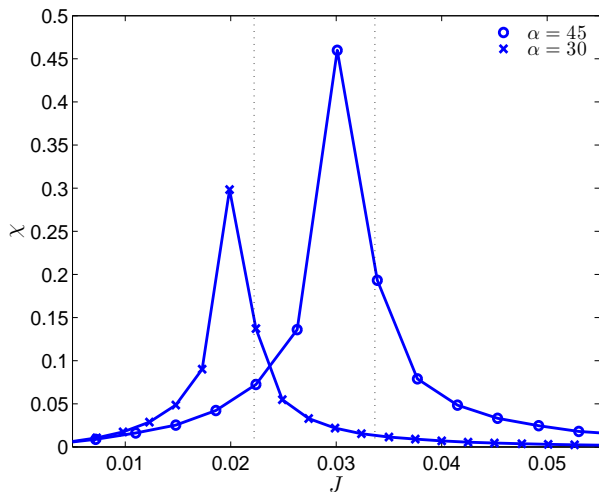


FIG. 5: Average susceptibility χ for a population of $N = 9000$ agents with $\alpha = 30$ (\times) and $\alpha = 45$ (o) on a ER random graph obtained with the strategic dynamics. Notice that the function peaks at a value smaller than the critical J_c expected for standard dynamics (dotted lines).

choice in opinion flips a full-consensus configuration is obtained for lower values of the interaction parameter J , namely it is “easier” to obtain a community with an oriented opinion. Differently stated, in a society where a given value of the interaction J is present, the number of people with an oriented opinion is higher if the equi-

librium is reached by a strategic opinion flip. The shift effect on the critical parameter is a general feature of the strategic dynamics, and our results have been shown to hold on very different topologies, such as ER random graph, scale-free random networks with hubs and small-world networks [16]. Transition points in social systems lead to extreme sensitivity of the global parameter to interactions, so its position and its shift represent a key information in the understanding of the stationary state. It can be interesting to enhance them or to avoid them, depending on the meaning of the global parameter.

Finally, our dynamics allows a number of generalizations concerning, for instance, the number of possible cultural traits or competitive companies admitted (namely the magnitude of the spin variable) [27], the possible presence of an external magnetic field (representing the effect of external biases such as advertisement) or a more complicated set of constant parameters J_{ij} . In particular, \mathbf{J} could be a directed, block matrix and this would account for different fares inter and intra distinct groups; in this case it would be very interesting to understand the conditions, in terms of \mathbf{J} elements, for the realization of an oriented (i.e. magnetized) system.

Acknowledgment

The authors are grateful to Adriano Barra for interesting suggestions and stimulating discussion. EA thanks the Italian Foundation “Angelo della Riccia” for financial support.

-
- [1] Castellano C., Fortunato S., Loreto V., eprint arxiv:physics.soc-ph/0710.3256, and references therein (2003)
 - [2] Liggett T.M.: Stochastic Interacting Systems: Contact, Voter, and Exclusion Processes. Springer-Verlag, New York (1999)
 - [3] Axelrod R.: The Dissemination of Culture: A Model with Local Convergence and Global Polarization. *J. Confl. Resolut.* **41**: 227-254, (1997)
 - [4] Durlauf S.N.: How can statistical mechanics contribute to social science?. *Proceedings of the National Academy of Sciences of the U.S.A.* **96**, 10582-10584 (1999)
 - [5] Galam S., Moscovici S.: Towards a Theory of collective Phenomena: Consensus and Attitudes Changes in Groups. *European Journal of Social Psychology*, **21**: 49-74, (1991)
 - [6] Borghesi C., Bouchaud J.P.: Of songs and men: a model for multiple choice with herding. *Quality and Quantity*, **41**: 557-568, (2007)
 - [7] Gallo I., Contucci P.: Bipartite mean field spin systems. Existence and solution. *Math-Ph. Electr. Journ.*, **14**: 1 (2008)
 - [8] Mc Fadden D.: Economic Choices. *The American Economic Review*, **91**: 351-378, (2001)
 - [9] Kossinets G., Watts D.J.: Empirical Analysis of an Evolving Social Network. *Science* **311**: 88-90, (2006)
 - [10] Ebel H., Mielsch L.-I. and Bornholdt S.: Scale-free topology of e-mail networks. *Phys. Rev. E*, **66**: (R)035103, (2002)
 - [11] Palla G., Barabási A.-L. and Vicsek T.: Quantifying social group evolution. *Nature*, **446**: 664-667, (2007)
 - [12] Onnela J.-P., Saramäki J., Hyvönen J., Szabó G., Lazer D., Kaski K., Kertész J., Barabási A.-L.: Structure and tie strenghts in mobile communication networks. *PNAS* **104**: 7332-7336, (2007)
 - [13] Newman M.E.J., Watts D.J., Strogatz S.H.: Random graph models of social networks. *PNAS* **99**: 2566-2572, (2002)
 - [14] Bovier A., Gayraud V.: The Thermodynamics of the Curie-Weiss Model with Random Couplings. *J. Stat. Phys.*, **72** 643 – 664, (1993)
 - [15] Agliari E., Barra A., Camboni F.: Criticality in diluted ferromagnets. *J. Stat. Mech.*, P10003, (2008)
 - [16] Albert R., Barabasi A.L.: Statistical mechanics of complex networks. *Rev. Mod. Phys.*, **74**: 47-97, (2002)
 - [17] Watts D.J., Strogatz S.H.: Collective dynamics of “small-world” networks. *Nature*, **393**:409-410, (1998)
 - [18] Newman M.E.J., Watts D.J., Barabasi A.L.: *The Structure and Dynamics of Networks*. Princeton University Press, Princeton (2006)
 - [19] Caldarelli G., Vespignani A.: Large scale structure and dynamics of complex networks. World Scientific Publish-

- ing, Singapore (2007)
- [20] Bond, R., Smith, P. B.: Culture and conformity: A meta-analysis of studies using Aschs (1952b,1956) line judgment task. *Psychological Bulletin* 119, 111-137 (1996)
- [21] Erdős P., Renyi A.: On Random Graphs. I. *Publicationes Mathematicae*, **6**: 290-297, (1959)
- [22] Barrat A., Weigt M.: On the properties of small-world models. *Eur. Phys. J. B.*, **13**: 547-566, (2000)
- [23] Contucci P., Ghirlanda S.: Modeling Society with Statistical Mechanics: an Application to Cultural Contact and Immigration. *Quality and Quantity*, **41**: 569 – 578, (2007)
- [24] Brush S.G.: History of the Lenz-Ising Model. *Rev. Mod. Phys.* **39**: 883-893, (1967)
- [25] Newman M.E.J., Barkema G.T.: Monte Carlo methods in Statistical Physics, Oxford University Press, Oxford (2001)
- [26] Buonsante P., Burioni R., Cassi D., Vezzani A.: Diffusive thermal dynamics for the Ising ferromagnet. *Phys. Rev. E*, **66**: 036121-036127, (2002)
- [27] Agliari E., Burioni R., Cassi D., Vezzani A.: Diffusive thermal dynamics for the spin-S ferromagnet. *Eur. Phys. J. B*, **46**: 109-116, (2005)
- [28] Agliari E., Burioni R., Cassi D., Vezzani A.: Fractal geometry of Ising magnetic patterns: signatures of criticality and diffusive dynamics. *Eur. Phys. J. B*, **49**: 119-125, (2006)
- [29] Agliari E., Burioni R., Cassi D., Vezzani A.: Random walks interacting with evolving energy landscapes. *Eur. Phys. J. B*, **48**: 529-536, (2006)
- [30] Szalma F., Iglói F.: Two-dimensional Dilute Ising Models: Critical Behavior Near Defect Lines. *J. Stat. Phys.*, **95**: 763-770, (1999)