

Large-N scaling behavior of the ground-state energy and fidelity in the Dicke Model

Tao Liu^{1,2}, Yu-Yu Zhang^{2,3}, Qing-Hu Chen^{2,3,†}, and Ke-Lin Wang^{1,4}

¹ *Department of Physics, Southwest University of Science and Technology, Mianyang 621010, P. R. China*

² *Center for Statistical and Theoretical Condensed Matter Physics, Zhejiang Normal University, Jinhua 321004, P. R. China*

³ *Department of Physics, Zhejiang University, Hangzhou 310027, P. R. China*

⁴ *Department of Modern Physics, University of Science and Technology of China, Hefei 230026, P. R. China*

(Dated: May 29, 2019)

Within the numerically exact solution to the Dicke model proposed previously, we study the quantum criticality in terms of the ground-state (GS) energy and fidelity. The finite size scaling analysis for the average fidelity susceptibility (FS) and second derivative of GS energy are performed. The correlation length exponent is obtained to be $\nu = 2/3$, which is the same as that in Lipkin-Meshkov-Glick model obtained recently, suggesting the same universality. It is observed that average FS and second derivative of GS energy shows similar critical behavior, demonstrating the intrinsic relation in the Dicke model. The scaling behavior for the singular part of the GS energy at the critical point is also analyzed and the obtained exponent is consistent with the previous scaling hypothesis in $1/N$ expansion scheme.

PACS numbers: 42.50.Nn, 64.70.Tg, 03.65.Ud

I. INTRODUCTION

The Dicke model[1] describes the interaction of N two-level atoms (qubits) with a single bosonic mode, which is a fundamental model in quantum optics. It exhibits a "superradiant" quantum phase transition (QPT)[2] in the thermodynamic limit. In recent years, the Dicke model has attracted considerable attentions[3, 4, 5, 6, 7, 8, 9, 10, 11]. On the one hand, the quantum entanglement[12] and Berry phase [13] have been used to characterize the QPTs. On the other hand, the Dicke model is closely related to many recent interesting fields in quantum optics and condensed matter physics, such as the superradiant behavior by an ensemble of quantum dots [14] and Bose-Einstein condensates [15], and coupled arrays of optical cavities used to simulate and study the behavior of strongly correlated systems[16].

More recently, a concept in quantum information theory, i.e. the fidelity has been extensively used to identify the QPTs in various many-body systems from the perspective of the ground-state (GS) wave functions[17, 18, 19, 20, 21, 22, 23, 24]. In a mathematical sense, the fidelity is the overlap between two ground states where the transition parameters deviate slightly. However, the fidelity depends on an arbitrary small amount of the transition parameter \mathcal{L} , which in turn results in an artificial factor. Zanardi et al [19] introduced the Riemannian metric tensor and You et al [20] proposed the fidelity susceptibility (FS) to avoid this problem independently. The leading term of the fidelity are focused to account for the singularity of QPTs in both methods. It is thus implied that the fidelity has no singular behavior in the Kosterlitz-Thouless phase transition, which can distinguish different transition types[21, 22, 23]. In addition, the intrinsic relation between the GS fidelity and the derivative of GS energy has been studied and it is observed that they play an equivalent role in identifying the QPTs[22]. Since no

a priori knowledge of the order parameter is needed, it may be a great advantage to study the scaling behavior of FS to characterize the universality in quantum critical phenomena[21].

Previously, the Dicke model is only soluble in the thermodynamic limit, based upon the Holstein-Primakoff transformation of the angular momentum algebra[3]. So the fidelity in the Dicke model can only be analyzed in the thermodynamic limit[18]. Recently, the present authors[11] proposed an exact technique to solve the Dicke model numerically for finite N by means of extended bosonic coherent states[25, 26]. The correlations among bosons are added step by step until further corrections will not change the results. By this new method, we can treat the Dicke model in the whole coupling regime for a huge system size up to $N = 2000 \sim 4000$, which is almost two orders of magnitude higher than that reported in the literature[3, 6, 9].

In this paper, we extended our previous numerically exact technique to calculate the GS energy and FS in the Dicke model for finite N . The scaling behavior of FS and second derivative of GS energy will be analyzed. We will also study the singular part of the GS energy, which is a further correction to the regular part [8] and has not been discussed in our previous work[11].

II. MODEL HAMILTONIAN

Without the rotating-wave approximation, the Hamiltonian of N identical atoms interacting with a single bosonic mode reads

$$H = \omega a^\dagger a + \omega_0 J_z + \frac{2\lambda}{\sqrt{N}}(a^\dagger + a)J_x, \quad (1)$$

where a^\dagger and a are the bosonic annihilation and creation operators, ω_0 and ω are the transition frequency of the

qubit and the frequency of the single bosonic mode, λ is the coupling constant. J_x and J_z are the usual angular momentum. There is a conserved parity operator $\Pi = e^{i\pi(J_z + N/2 + a^\dagger a)}$, which commutes with the Hamiltonian (1).

In our previous work[11], by using extended bosonic coherent states, we proposed a numerically exact approach to the above model. Within this approach, the wave function can be expressed in terms of the basis $\{|\varphi_n\rangle_b \otimes |j, n\rangle\}$ where $|j, n\rangle$ is the Dicke state and $|\varphi_n\rangle_b$ is the bosonic state. The latter is given by

$$|\varphi_n\rangle_b = \sum_{k=0}^{N_{tr}} c_{n,k} \frac{1}{\sqrt{k!}} (a^\dagger + g_n)^k e^{-g_n a^\dagger - g_n^2/2} |0\rangle_a, \quad (2)$$

where $g_n = 2\lambda n/\omega\sqrt{N}$, N_{tr} is the truncated bosonic number in the Fock space of the new operator $A = a + g_n$, the coefficient $c_{n,k}$ can be determined through the exact Lanczos diagonalization[27].

The driving Hamiltonian in the Dicke model is

$$H_1 = \frac{2}{\sqrt{N}} (a^\dagger + a) J_x, \quad (3)$$

and the transition parameter is λ . According to the definition[20], the FS is given by

$$S_F(\lambda) = \sum_{n \neq 0} \frac{|\langle \Psi_n | H_1 | \Psi_0 \rangle|^2}{[E_n - E_0]^2} \quad (4)$$

where Ψ_n is the n -th eigen-states of the Hamiltonian (1). In terms of Eq. (2), we have

$$\begin{aligned} \langle \Psi_n | H_1 | \Psi_0 \rangle &= \frac{2}{\sqrt{N}} \sum_{m,i,j} \left(\frac{N}{2} - m\right) C_{m,i}^{n*} C_{m,j}^0 [\sqrt{j+1} \delta_{i,j+1} \\ &+ \sqrt{j} \delta_{i,j-1} - 2g_m \delta_{i,j}]. \end{aligned}$$

After the FS is well defined above, the fidelity is readily obtained through an artificially introduced small amount of the transition parameter $\delta\lambda$

$$F(\lambda, \delta\lambda) = \sqrt{1 - \delta\lambda^2 S_F(\lambda)} \quad (5)$$

Although the FS might not be an intensive quantity in some cases[21], for convenience, we will discuss the average FS: $\chi_F = S_F(\lambda)/N$ throughout the paper.

III. FINITE-SIZE SCALING ANALYSIS

We have studied the leading finite-size corrections to the GS energy in the Dicke model[11]. For convenience, we have introduced one dimensionless parameter $D = \omega_0/\omega$. The QPT occurs at the critical point $\lambda_c = 0.5$ in the thermodynamic limit[3]. The scaling exponent of the leading finite-size corrections is obtained to be -1.0 ± 0.02 for three typical different values $D = 0.1, 1, 10$, consistent

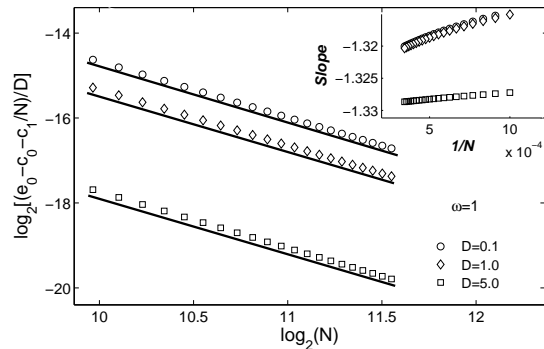


FIG. 1: Scaling of the singular part of the GS energy $e_0 - (c_0 + \frac{c_1}{N})$ as a function of N at the critical point for $D = 0.1, 1$, and 5 . The inset shows the corresponding slope versus $1/N$.

with that by a modified Holstein-Primakoff approach[8]. In this paper, we first study the scaling behavior of the singular part of the GS energy, which can be obtained by subtracting the leading contribution [8] $c_0 + c_1/N$, with $c_0 = -\omega_0/2$ and $c_1 = \frac{1}{2}[-\omega - \omega_0 + (\omega^2 + \omega_0^2)^{1/2}]$ from the total GS energy. We exhibit the curve of $e_0 - (c_0 + \frac{c_1}{N})$ as a function of N at the critical point for different typical values of D in Fig. 1. One can obviously observe that the scaling exponent estimated from the slope in all cases are -1.325 ± 0.005 , which is very close to $-4/3$, confirming the previous theoretical prediction in a modified Holstein-Primakoff approach[8].

Next, we illustrate the scaling behavior of the average FS. The finite-size scaling ansatz for the average FS to analyze the QPT take the form[24]

$$\frac{\chi_F^{\max} - \chi_F}{\chi_F} = f[N^\nu(\lambda - \lambda_{\max})] \quad (6)$$

where χ_F^{\max} is the value of average FS at the maximum point λ_{\max} , f is the scaling function and ν is the correlation length critical exponent. This function should be universal for large N in the second-order QPTs. As shown in Fig. 2, with $\nu = 2/3$, an excellent collapse in the critical regime is achieved according to Eq.(5) in the curve for different large size for three typical values of D . Beyond the critical regime, the collapse becomes poor. As N increases, the critical regime become wider. It is demonstrated that ν is a universal constant and does not depend on the parameter D . It is also implied from the collapse that the correlation length behaves like $\xi \propto |\lambda - \lambda_c|^{2/3}$. It is very interesting to note that the value of ν is the same as that in the Lipkin-Meshkov-Glick (LMG) model obtained recently by Kowk et al. [24], suggesting the same universality in the Dicke and LMG model.

Fig. 3 shows the scaled average FS at the maximum point as a function of N for different values of D in log-log scale. A power law behavior $\chi_F^{\max} \propto N^\mu$ exists in the large N . The finite-size exponents extracted from all curves tend to a converging value $\mu = 0.33 \pm 0.02$. This

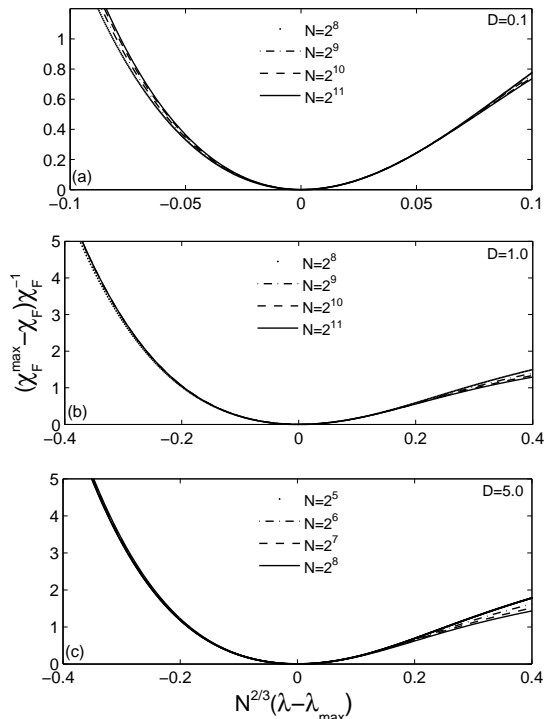


FIG. 2: Finite-size scaling of the average FS according to Eq. (6) at the critical point for (a) $D = 0.1$, (b) $D = 1$, and (c) $D = 5$.

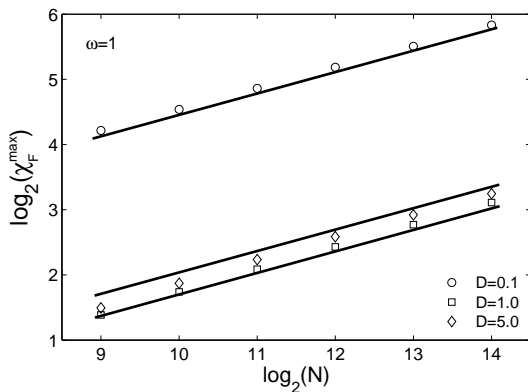


FIG. 3: Scaling of the maximum of the average FS as a function of N at the critical point for $D = 0.1, 1$, and 5 . The inset shows the corresponding slope versus $1/N$.

exponent is also independent of the value of D , and then is a universal constant. It is also very close to that in the LMG model, providing another evidence of the same universality class of these two models.

To exhibit the overall properties of the average FS in the whole coupling regime, we calculate the average FS as a function of λ for different size. From Fig. 4, we can see that $S_F = N\chi_F$ is an intensive quantity when $\lambda > \lambda_c$, while χ_F is an intensive quantity when $\lambda < \lambda_c$. It is

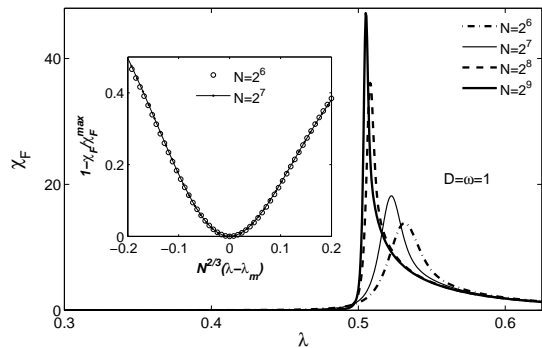


FIG. 4: The average FS as a function of λ at $D = 1$ for different system sizes. The inset shows the collapse of $1 - \chi_F/\chi_F^{\max}$ as a function of $N^{2/3}(\lambda - \lambda_{\max})$.

pointed out in Ref. [21, 24] that the intensive average FS in the thermodynamic limit scales generally like

$$\chi_F \propto \frac{1}{|\lambda - \lambda_c|^\alpha} \quad (7)$$

in the vicinity of the critical point. Within the similar analysis, we can get the exponent $\alpha = 1/2$ when $\lambda > \lambda_c$ and $\alpha = 2$ when $\lambda < \lambda_c$ through the relation $\alpha = \mu/\nu$, which is readily derived from the above scaling ansatz. Also it is interesting to note that the average FS becomes divergent as the system size increases, demonstrating a Landau-type transitions in the Dicke model.

Finally, to illustrate the intrinsic relation between the ground-state fidelity and the ground state energy e_0 in the Dicke model, we calculate the second derivative of the GS energy for different lattice size at $D = 1$, which are shown in Fig. 5. Interestingly, similar to the average FS, the second derivative of the GS energy also shows divergent behavior around the critical point with increasing system size. This divergent behavior is also similar to that observed in one-dimensional (1D) Ising model in the transverse field[22]. The only difference is that the maximum point λ_{\max} approaches the critical point with the increasing system size in the Dicke model more fast than in the 1D transverse field Ising model, due to the smaller value of the correlation length exponent ν in the former model.

Because the scaling $\lambda - \lambda_{\max} \propto N^{-2/3}$ holds, we try to plot the dimensionless quantities $1 - \vartheta/\vartheta^{\max}$, where ϑ is either the average FS or the second derivative of the GS energy for different size as a function of $N^{2/3}(\lambda - \lambda_{\max})$ in the insets of Figs. 4 and 5. It is interesting to observe that the second derivative of the GS energy exhibits the same scaling behavior around the critical point as the average FS. It follows that these two quantities play the same roles in the characterizing the QPTs in the Dicke model. In the 1D transverse field Ising model, the value of the critical exponent $\nu = 1$, which is equal to that in the classical two-dimensional Ising model, the scaling $\lambda - \lambda_{\max} \propto N^{-1}$ should be satisfied, which was just used

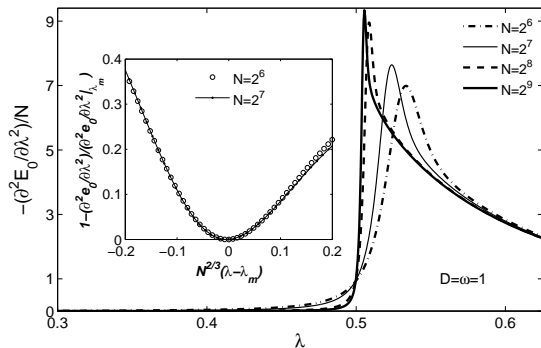


FIG. 5: The second derivative of the GS energy as a function of λ at $D = 1$ for different system sizes. The inset shows the collapse of $1 - \frac{\partial^2 \varphi}{\partial \lambda^2} / \frac{\partial^2 \varphi}{\partial \lambda^2} |_{\lambda_m}$ as a function of $N^{2/3}(\lambda - \lambda_{max})$.

in the Figs. 1 and 2 in Ref. [22].

IV. CONCLUSION

In summary, based on our previously proposed numerically exact technique in the finite-size the Dicke model, we study the quantum criticality in terms of the GS energy and fidelity. By subtracting the regular part of the GS energy, we perform the analysis for the scaling behavior of for the singular part of the GS energy at the

critical point. The obtained exponent is very close to $4/3$, which agree well with the previous theoretical prediction in $1/N$ expansion scheme based on the Holstein-Primakoff transformation. This is the first numerical confirmation. Then, we perform the finite-size scaling analysis for the average FS. Several scaling exponents are obtained: $\nu = 2/3$, $\mu = 4/3$, and $\alpha = 1/2$ when $\lambda > \lambda_c$ and $\alpha = 2$ when $\lambda < \lambda_c$. All this exponents are the same as those in Lipkin-Meshkov-Glick model obtained recently by numerical diagonalization, suggesting the same universality of these two models. We also study the scaling behavior of the average FS and the second derivative of GS energy, and observed that these two quantities play the same roles in the QPTs in the Dicke model. Brief comparisons with the 1D transverse field Ising model are also carried out.

V. ACKNOWLEDGEMENTS

The authors acknowledge useful discussion with S. J. Gu and J. Vidal. This work was supported by National Natural Science Foundation of China, PCSIRT (Grant No. IRT0754) in University in China, National Basic Research Program of China (Grant No. 2009CB929104), and Zhejiang Provincial Natural Science Foundation under Grant No. Z7080203.

† Corresponding author. Email:qhchen@zju.edu.cn

-
- [1] R. H. Dicke, Phys. Rev. **93**, 99(1954).
 - [2] S. Sachdev, Quantum Phase Transitions (Cambridge University Press, Cambridge, England, 2000).
 - [3] C. Emary and T. Brandes, Phys. Rev. E **67**, 066203(2003); Phys. Rev. Lett. **90**, 044101(2003).
 - [4] N. Lambert, C. Emary, and T. Brandes, Phys. Rev. A **71**, 053804(2005).
 - [5] V. Buzek, M. Orszag, and M. Rosko, Phys. Rev. Lett. **94**, 163601(2005).
 - [6] N. Lambert, C. Emary, and T. Brandes, Phys. Rev. Lett. **92**, 073602(2004).
 - [7] G. Liberti, F. Plastina, and F. Piperno, Phys. Rev. A **74**, 022324 (2006).
 - [8] J. Vidal and S. Dusuel, Europhys. Lett. **74**, 817(2006).
 - [9] J. Reslen, L. Quiroga, and N. F. Johnson, Europhys. Lett. **69**, 8(2005).
 - [10] F. Plastina, G. Liberti, and A. Carollo, Europhys. Lett. **76**, 182(2006).
 - [11] Q. H. Chen, Y. Y. Zhang, T. Liu, and K. L. Wang, Phys. Rev. A **78**, 051801(R) (2008).
 - [12] A. Osterloh, L. Amico, G. Falci, and R. Fazio, Nature (London) **416**, 608(2002); T. J. Osborne and M. A. Nielsen, Phys. Rev. A. **66**, 032110(2002).
 - [13] A. C. M. Carollo and J. K. Pachos, Phys. Rev. Lett. **95**, 157203(2005); S.- L. Zhu, Phys. Rev. Lett. **96**, 077206(2006).
 - [14] M. Scheibner et al., Nature Phys. **3**, 106(2007).
 - [15] D. Schneble et al., Science **300**, 475 (2003).
 - [16] M. J. Hartmann et al., Nature Phys. **2**, 849(2006); A. D. Greentree et al., ibid. **2**, 856(2006).
 - [17] H. T. Quan, Z. Song, X. F. Liu, P. Zanardi, and C. P. Sun, Phys. Rev. Lett. **96**, 140604 (2006).
 - [18] P. Zanardi, and N. Paunković, Phys. Rev. E. **74**, 0331123 (2006).
 - [19] P. Zanardi, P. Giorda, and M. Cozzini, Phys. Rev. Lett. **99**, 100603(2007).
 - [20] W. L. You, Y. W. Li, and S. J. Gu, Phys. Rev. B. **76**, 022101 (2007).
 - [21] S. J. Gu, H. M. Kwok, W. Q. Ning, and H. Q. Lin., Phys. Rev. B. **77**, 245109(2007).
 - [22] S. Chen, L. Wang, Y. J. Hao, and Y. P. Wang, Phys. Rev. A. **77**, 032111 (2008) .
 - [23] L. Campos Venuti, M. Cozzini, P. Buonsante, F. Massel, N. Bray-Ali, P. Zanardi, Phys. Rev. B **78**, 115410 (2008)
 - [24] H. M. Kwok, W. L. You, S. J. Gu, and H. Q. Lin, arxiv:quant-ph/0710.2581v2.
 - [25] Q. H. Chen et al., Phys. Rev. B **53**, 11296(1996).
 - [26] R. S. Han, Z. J. Lin, and K. L. Wang, Phys. Rev. B **65**, 174303(2002).
 - [27] G. S. Tian, L. H. Tang, and Q. H. Chen, Europhys. Lett. **50**, 361(2000); Phys. Rev. B **63**, 054511(2001).