

# A study of the possibility of sprites in the atmospheres of other planets

Yoav Yair<sup>1</sup>, Yukihiro Takahashi<sup>2</sup>, Roy Yaniv<sup>1,3</sup>, Ute Ebert<sup>4,5</sup> and Y. Goto<sup>6</sup>

1. Department of Life and Natural Sciences, The Open University of Israel, Israel
2. Department of Geophysics, Tohoku University, Sendai, Japan
3. Department of Geophysics and Planetary Sciences, Tel-Aviv University, Israel
4. Centrum Wiskunde & Informatica (CWI), Amsterdam, The Netherlands
5. Faculty of Physics, Eindhoven University of Technology, Eindhoven, The Netherlands
6. Department of Electrical Engineering, Tohoku Gakuin University, Tagajo, Japan

Submitted to JGR-Planets

November 2008

Contact Author: Yoav Yair

Department of Life and Natural Sciences

The Open University of Israel

108 Ravutski St., Ra'anana 43107

Israel

**Abstract.** The emission spectra of sprites, their morphology and occurrence heights reflect the properties of the planetary atmosphere they inhabit and are related to the intensity of their parent lightning. In Earth's atmosphere, they mostly emit in red and blue wavelengths from various molecular Nitrogen species, and span a vertical range between 50 and 90 km above the surface. This paper presents results of theoretical calculations of the expected occurrence heights of sprites above lightning discharges in the CO<sub>2</sub> atmosphere of Venus, the N<sub>2</sub> atmosphere of Titan and the H<sub>2</sub>-He atmosphere of Jupiter. The expected emission lines are presented and a detection methodology of sprites in planetary atmospheres by orbiting spacecraft is suggested.

## **1. Background**

### **1.1 Observations of Planetary Lightning Activity**

Apart from Earth, lightning has been discovered in several other planetary atmospheres in the solar system. We shall review these observations briefly, and would like to refer the interested reader to the extensive reviews by Desch et al. (2002) and Yair et al. (2008). On Venus, lightning activity had been deduced based on the VLF emission detected by the Soviet landers Venera 11 and 12 (Ksanfomality, 1980). However, the data from top-side observations by various spacecraft have not shown un-equivocal optical or electromagnetic signatures, especially after the fly-bys of the Galileo and Cassini spacecrafts (Gurnett et al., 1991; Gurnett et al., 2001). Krasnopolsky (2006) obtained high-resolution spectra of Venus in the NO band at 5.3  $\mu\text{m}$  and found an NO content of  $5.5 \pm 1.5$  ppb below 60 km altitude. Such a concentration cannot be explained by cosmic-ray induced chemistry and the suggested mechanism is production by lightning. Lately, based on the Venus Express magnetometer data Russel et al. (2007) showed that lightning activity on Venus is of the same order of magnitude as on Earth, namely  $\sim 50 \text{ s}^{-1}$ . There is still uncertainty concerning the global Venusian lightning rate in view of the fact that no plausible charge separation mechanism had been suggested to account for such a high flash rate (Levin et al., 1983). On Mars, there are presently no direct observations of electrical activity, but it is expected that the frequent small dust devils ( $z < 100 \text{ m}$ ) and larger storms ( $z \sim 10 \text{ km}$ ) would be electrified due to triboelectric charging processes and display some form of discharge (Melnik and Parrot, 1998; Farrell et al., 1999). While there were theoretical predictions for lightning activity in the convective methane

clouds of Titan (Tokano et al., 2005), none were detected even after 17 close-range flybys by the Cassini spacecraft (Fischer et al., 2007). This may indicate that thunderstorms are exceptionally rare or even non-existent in that atmosphere, and attest to the weakness of charge build-up processes within the methane clouds. At the giant planets, the Voyager, Galileo, Cassini and New-Horizons missions found clear indications that lightning are prevalent on Jupiter (Magalhães and Borucki, 1991; Baines et al., 2007) and Saturn (Gurnett et al., 2005; Fischer et al., 2007). They are thought to occur in the deep H<sub>2</sub>O clouds that exist in these atmospheres and are estimated to be 10<sup>3</sup> to 10<sup>6</sup> times more energetic than on Earth (Yair et al., 1998; Gurnett et al., 2005).

## **1.2 Transient Luminous Events (TLEs)**

There is now considerable theoretical and observational literature that covers the phenomenology, morphology and relationship with lightning parameters of TLE generation (see for example the monograph edited by Füllekrug, Rycroft and Mareev, 2006, or the cluster issue on streamers, sprites and lightning edited by Ebert and Sentman, 2008). Distinct classes and names - Elves, sprites, carrots, columns, angels, jets, trolls and pixies - were given to the various shapes of these optical emissions – all of which occur in mesospheric and stratospheric heights above active thunderstorms. Sprites are a spectacular type of TLE and they are usually associated with intense positive cloud-to-ground lightning. The suggested mechanism for sprite production is the emergence of a quasi-electrostatic field between the cloud top and the ionosphere after the upper positive charge center is removed from the thundercloud. This QE-field can be sustained for a time of the order of magnitude of the local relaxation time (which depends on the local conductivity), and it is sometimes strong enough to exceed the conventional breakdown field in mesospheric heights (Pasko et al., 1997). Thus sprites can be delayed by ~tens of milliseconds from the parent lightning (Sao-Sabbas et al., 2003) and they are usually initiated in the height range of 70-80 km, from which they propagate in visible tendrils downwards and upwards. High-speed imagery (Stenbaek-Nielsen et al., 2007; McHarg et al., 2007) showed that sprites start with downward moving streamer heads which have small scale of the order of hundred meters or less. Sprite brightness can reach several mega Rayleigh (Gerken et al., 2003), lasting up to several tens of milliseconds. The

main emissions in sprites include the first positive ( $N_21P$ ) and second positive ( $N_22P$ ) band systems of  $N_2$ , the  $N_2$  Lyman–Birge–Hopfield (LBH) band system and the first negative band system of  $N^{+2}$  ( $N^{+2}1N$ ) (Morrill et al., 2002). The molecular basis for various sprite emissions is reviewed in detail by Pasko (2007) and by Sentman et al. (2008a, b). There are few reports that sprites were produced by negative cloud-to-ground flashes (Barrington-Leigh et al., 2000) or by IC discharge (Ohkubo et al., 2005), but these are probably rare exceptions. The inhomogeneous and transient variability of the terrestrial atmosphere at mesospheric heights is believed to play a crucial role in the initiation of TLEs - e.g. gravity waves, chemical reactions and meteor ablation products modify the local electrical properties of the mesosphere, making it more conducive to electrical breakdown processes.

## 2. Model Description

Since lightning has been found in other planetary atmospheres, it seems reasonable to assume that some form of TLEs may also occur on those planets. Here we present initial calculations of the necessary lightning induced charge-moment changes and possible atmospheric heights for the occurrence of sprites on Venus, Mars, Titan and the gas giants Jupiter and Saturn. The calculations of the breakdown parameters and the critical electric field  $E_k$  as a function of atmospheric pressure for the atmospheres of several types of solar system objects were first presented by Sentman (2004). In that work, detailed Boltzmann modeling of the electron distribution function as a function of the pressure-normalized electric field  $[E/p]$  was used to calculate  $E_k$  values for various atmospheric compositions. Sentman (2004) classified planetary atmospheres to 4 types based on their major constituents (e.g  $N_2/O_2$ ,  $CO_2/N_2$ ,  $H_2/He$ ,  $N_2/CH_4$ ). The ionization, attachment and electron mobility parameters were calculated over the range  $10 \leq E/p \leq 100$  [ $V\ cm^{-1}\ torr^{-1}$ ] and  $T=300K$  using analytical expressions.

Conventional breakdown is assumed to occur when the ionization rate surpasses the attachment rate for given pressure and temperature. We calculated the values of  $E_k$  over a wide range of pressures in each planet's atmosphere, assuming that sprites occur below the base of the ionosphere and above the upper-most planetary cloud layer. In order to accommodate the wide range of temperatures and pressures in various planetary atmospheres, we used the ideal gas law to derive  $E/N$  (density

normalized) values of  $E_k$ . (The physical basis of the E/N-dependence is discussed and experimentally tested by Briels et al., 2008.)

Next, the quasi-electrostatic electric field  $E$  above a thundercloud is calculated. First the electric field strength of a point charge  $Q$ , located at an altitude  $Z_s$  above a conducting surface at altitude 0 is give by:

$$E_s = Q \left[ \frac{1}{(Z - Z_s)^2} - \frac{1}{(Z + Z_s)^2} \right]$$

for altitudes  $Z > Z_s$ , on the axis through the planet and charge (Hiraki and Fukunishi, 2006). The expression is based on the mirror discharge concept discussed in most textbooks of electrostatics; it is given in cgs units. For a dipole thundercloud charge structure, where opposite and equal charges are located at heights  $Z_{s1}$  and  $Z_{s2}$ , the total field is obtained by a superposition of two such solutions.

The model represents the charge in the thundercloud by point charges which is a valid approximation at heights much larger than the extension of the charged regions; it does not describe the detailed temporal evolution of the breakdown process and the evolution of sprites as the model of Pasko et al. (1997). Rather, we postulate a set of simple charge configurations in various types of clouds on other planets. This approach oversimplifies the complex reality of the charge distribution so as to account for the uncertainties in both charge locations and lightning discharge types in Venus, Titan and the giant planets. The methodology is based on Wilson's (1925) reasoning for predicting the occurrence altitudes of sprites in the terrestrial atmosphere: where  $E_s$  equals to or surpasses the critical breakdown field  $E_k$ , the atmosphere can produce sprites if the right concentration of free electron is present. The ubiquity of Galactic Cosmic Rays induced ionization in the solar system ensures that this condition is likely to be met in all the planets we study. By definition  $E_k$  is the homogenous electric field in which a single free electron can grow out into an avalanche and further into a streamer (Montijn and Ebert, 2006). This value is therefore an upper boundary for the initiation of a conventional breakdown process, but it is well known that if there are field inhomogeneities like in the neighborhood of particles (or laboratory electrodes), the field can exceed  $E_k$  locally and start a discharge while it is below  $E_k$  further away. Once created, a streamer discharge enhances the electric field

at its tip (Raether, 1939) and therefore can propagate into regions where the field is well below  $E_k$ .

The vertical pressure and temperature profiles needed for calculation of the values of  $E_k(z)$  were taken from the Planetary Atmospheres Node of the Planetary Data System (PDS) (<http://atmos.nmsu.edu/>) for Venus, Mars and Titan, and from Stanford's standard atmosphere computations (<http://aero.stanford.edu/StdAtm.html>) for the case of Earth's atmosphere. Although little is known about the locations and magnitudes of charge centers in the thunderclouds on other planets, thermodynamic models and abundance constraints allow us to postulate the possible altitudes and depths of clouds in various planets (Atreya, 1986). Early modeling work further constrains the location of electric charge centers (Yair et al., 2008, and references therein).

### 3. RESULTS

#### *a. Earth*

In order to calibrate the model prior to applying it to alien conditions we recalculated the predicted occurrence heights of sprites in the terrestrial atmosphere, in a manner similar to that presented by Pasko et al. (1997). The thunderstorm charge distribution assumes that a negative charge is located at 5 km and an equal and opposite charge resides at 10 km, typical altitudes for sprite-producing winter thunderstorms in Japan and the eastern Mediterranean (Ganot et al., 2007). This dipole description significantly simplifies the multilayer charge structure, typical of sprite-producing summer supercells (Stolzenburg et al., 2001; Lyons et al., 2008), but for the purpose of the present study it is sufficient. After the +CG, only the negative charge center remains, leading to a short-lived QE-field in the space between cloud top and the ionosphere. The results are presented in Figure, 1 for different values of  $Q$ . For an initial configuration of two 50C charges placed at 5 and 10 km (a postulated charge-moment change of 500 C·km after the flash), the conventional breakdown field is exceeded ~84 km, where the conventional breakdown field is 10.26 V/m. For a charge of 100C (CMC=1000 C·km) this threshold is achieved at 79 km ( $E_k=26.6$  V/m). These values are in good agreement with Pasko et al. (1997) who used a 1000 C·km charge moment change for evaluating sprite onset altitudes.

### *b. Venus*

Venus is a terrestrial planet completely covered by a thick layer of sulfuric acid clouds below 50 km altitude (Pätzold et al., 2008). The ionospheric layer peaks at 140 km with an electron density  $\sim 4 \cdot 10^5 \text{ cm}^{-3}$ . The huge surface atmospheric pressure ( $\sim 9$  MPa) renders the existence of cloud-to-ground discharges from the high-level sulfuric acid clouds ( $Z_s \sim 50$  to  $70$  km) practically impossible, due to the high value of the breakdown field. Thus it is highly likely that lightning activity on Venus would be comprised entirely of intra-cloud (IC) discharges. Based on the Cassini spacecraft data, Gurnett et al. (2001) stated that such IC discharges would be slow to build-up and would exhibit different characteristics compared to their terrestrial analogues. The potential occurrence altitudes of sprites for several values of charge, placed at a representative altitude of the cloud-deck at 50 km, are presented in Figure 2. The threshold for conventional breakdown is exceeded at 90 km (729 V/m) and 84 km (2862 V/m) for charges of 100 and 250 C, respectively. Thus, for an IC flash with a charge-moment change of  $100 \cdot 5 = 500 \text{ C} \cdot \text{km}$  occurring between the two lower cloud layers, a sprite can be triggered approximately at an altitude 90 km above ground,  $\sim 20$  km above the tops of the upper most cloud layer. As can be expected, larger accumulation of charge would result in a sprite at lower altitudes and closer to the cloud tops, leaving just a narrow margin for attempted above-limb observations.

Since the clouds of Venus are assumed to possess a low mass content, it is hard to envision very large accumulations of charge due to the low efficiency of known charge separation mechanisms (Levin et al., 1983). Furthermore, based on the Venus Monitoring Camera on board Venus Express, the depth of sub-solar induced convection seems to be shallower than previously assumed (Markiewicz et al., 2007), and it does not penetrate into the middle and lower cloud decks. Still, this does not rule out the possibility that unknown types of charge generation processes do take place in the deep clouds of Venus that eventually lead to lightning and consequently to sprites.

### *c. Mars*

Mars does not possess convective  $\text{CO}_2$  or  $\text{H}_2\text{O}$  clouds with sufficient vertical motions and particle concentrations to separate electrical charges and build-up sustained electric fields that will lead to conventional breakdown and lightning.

Charging in dust storms that occur in the lower atmosphere was simulated in laboratory experiments and modeled extensively, and it is expected that significant charge is generated within them by triboelectric charging (Sternovski et al. 2002; Kraus et al., 2003). The numerical simulation by Melnik and Parrot (1998) suggested that this charging process is very efficient and generates local fields within the dust devil of  $\sim 20$  kV/m which are sufficient to lead to breakdown (it should be pointed out that the coefficients used by Melnik and Parrot (1998) for CO<sub>2</sub> breakdown were based on Paschen parameters, which may not be applicable in large gap discharges such as expected inside dust storms with several km size). Farrell et al. (1999) maintain that larger storms, of the order of  $\sim 5$  km, are unable to sustain large amounts of charge and will initiate corona and glow discharge. Our calculations show that even for the low case of  $Q=10C$  located at 10km above the surface, the conventional breakdown is surpassed within the dust cloud and not above it. Larger charges will have a similar effect, suggesting that sprite-like discharges on Mars will not occur above the charge center.

#### *d. Titan*

Titan is the only moon in the solar system that has a thick atmosphere with a surface pressure of 1.5 bars and a temperature of 94K, dominated by nitrogen and methane. A recent review by Lorenz (2008) describes the complex hydrological cycle on Titan, with convective methane clouds producing occasional flash floods. Such clouds were intermittently observed over Titan's South Pole in 2004 and 2005 (Rannou *et al.*, 2006) and are assumed to contain sufficient mass-loading for particle interaction to be significant. We assumed a convective methane cloud possessing a monopole charge structure, with the negative charge center located 20 km above the ground, in accordance with the numerical simulations of Tokano et al. (2001). We used 3 different values of total charge: 50C, 100C and even the highly unrealistic amount of 250C. The results (Figure 3) show that electrical breakdown may be achieved within the cloud (indicating the possibility for lightning) but the resulting above-cloud QE electric field fails to surpass the conventional breakdown value even at an altitude of 200 km, meaning that no sprites can be expected in that atmosphere.

#### *e. Jupiter*



Jupiter is a gas giant with a hydrogen-helium atmosphere, and lacks a solid surface. The ionosphere is found approximately 1000 km above the 1-bar level (which is commonly used as a reference even though it lacks any special meteorological significance) with electron concentrations  $\sim 10^5 \text{ cm}^{-3}$ , and a second peak at  $\sim 2000 \text{ km}$  with  $\sim 10^4 \text{ cm}^{-3}$  electron concentration (Hinson et al., 1997). Inevitably, all lightning activity in Jupiter is intra-cloud, believed to originate within the deep convective water cloud layer (Williams et al., 1983). These mixed-phase clouds can extend to several tens of kilometers and are very efficient in charge separation, able to rapidly generate strong electric fields that surpass the critical value and produce very energetic lightning (Yair et al., 1995). The inner boundary (a perfect electric conductor) is determined by the conductivity profile and the corresponding skin depth. In the ELF range, where the lightning produced Schumann Resonances are commonly used to detect electrical activity (Yang et al., 2006), a conductivity of  $\sim 0.01 \text{ S/m}$  provides a skin depth of a few km, which is much less than cavity thickness. On Jupiter, such conductivity is reached at  $\sim 0.96$  Jupiter radius which corresponds to  $\sim 150 \text{ kbar}$ , very deep below the  $\text{H}_2\text{O}$  clouds (Simoes et al., 2008). In this case equation (2) can be simplified to that of a dipole in free-space. For the model calculations of the above-cloud electrostatic field for a Jovian thundercloud we placed a single charge center containing 100, 1000 and 10,000 C within the deep  $\text{H}_2\text{O}$  thundercloud which is supposed to reside between 5 and 3 bars (Yair et al., 1995). The results suggest that for a 1000C charge located 30 km below the 1-bar pressure level, a sprite can be ignited at an altitude  $\sim 280 \text{ km}$  above the 1-bar level, approximately 100 above the top visible  $\text{NH}_3$  cloud layer (Figure 4). A lower charge accumulation in the thundercloud (100C) will be manifested in higher altitude for Jovian sprites.

#### **4. Expected emissions based on laboratory experiments**

The early experimental work of Borucki and McKay (1987) was conducted for predicting the optical efficiencies of various atmospheres in order to assess their capability to allow lightning light to emanate from the deep atmosphere so that it can be detected by a sensor on an orbiting spacecraft. The results showed that the fraction of the energy in lightning discharge channels that is radiated in the visible spectrum is similar for Earth, Venus and Titan, but quite different for Jupiter. Additional

laboratory data on the possible spectrum of lightning in other planets was obtained by Laser-Induced Plasma (LIP) experiments conducted by Borucki et al. (1996). These showed the main spectral features of high-energy discharges in various gas mixtures representing the atmospheres of Venus, Jupiter and Titan. However, these experiments mimicked the high-current high-temperature lightning channel, and are different from the low-current low-temperature nature of sprites.

Experiments in low-temperature non-equilibrium discharges were conducted by Williams et al. (2006) who produced what they termed "sprite in a bottle" using DC currents inside an air-filled glow discharge tube at pressures of 0.01 to 1 torr at room temperature. The current densities in the tube were  $\sim 1 \text{ mA m}^{-2}$  and the resulting spectra were in reasonable agreement with those observed in nature, as reported by Hampton et al. (1996). The radiance of the  $\text{N}_2\text{IPG}$  line was found to be roughly proportional to the applied current density, where a  $10 \text{ mA m}^{-2}$  current density corresponds to a brightness of 1 MR, considered in the upper limit for sprite brightness (Figure 8 in that paper). Similar experiments were conducted by Goto et al. (2007) for different atmospheric pressures, ranging between 0.0075 and 7.0 Torrs ( $\sim 10^{-2}$  mb, approximately equivalent to 80 km altitude, to 9.33 mb which is equivalent to 31 km altitude). They used a high voltage electrode suspended inside a Pyrex glass tube, with applied DC voltages of 50 and 100 kV. The obtained spectra between 550 and 800 nm showed a reasonable agreement with the results of Hampton et al. (1996). The spectral distributions were shown to be independent of the relative humidity of the air, and displayed clear pressure dependence, with many lines becoming weak or disappearing as the pressure increases. In a recent work, Goto and Ohba (2008) repeated the experiment for  $\text{CO}_2$  in order to simulate the Venusian atmosphere between 5 and 100 Torrs (6 to 133 mb), with 2 different voltages, 100 and 700 kV. At the high voltage, clear  $\text{CO}_2$  lines were present at 354.5, 383.8, 404.8, 426.8, 434.4, 465.9, 512.9 and 543.0 nm, as well as the H $\alpha$  (656.2 nm) and the OI line in 777.6 nm. These emissions are in good agreement with the early experiments of Smyth (1931) that showed several emission bands from  $\text{CO}_2$  between 290 and 500 nm, with prominent lines near 288, 405 and 427 nm. In Venus, other emission lines from CO and OH are also possible. This suggests that the dominant colors of Venusian sprites may be blue-green and red. From theoretical considerations, we can expect that for the Hydrogen-Helium atmospheres of Jupiter and Saturn strong sprite emissions from

atomic Hydrogen in 656 nm and from He near 447, 587 and 706 nm (based on the NIST database atomic spectra). Sprites on Titan, should they exist, would display the same spectra of terrestrial ones, since molecular nitrogen is the main component in both atmospheres.

These glow discharge experiments are physically similar to sprites, as in both cases the emissions are due to the collision of field accelerated electrons with gas molecules at room temperature. Therefore similar spectral lines occur. However, the electric field in the positive column of a long glow discharge is much lower than the enhanced field at the head of a streamer; in particular, these fields are well below or well above  $E_k$ . Images with high temporal resolution show the same glowing streamer heads in experiments (Ebert et al., 2006) and in sprite observations (Stenbaek-Nielsen et al., 2007 and 2008). The emissions from these heads are characteristic for the high local fields and electron energies in the streamer head, and therefore the relative intensity of spectral emissions differs between glow and streamer discharges. Another difference is due to the fact that in a stationary DC glow discharge at low fields, excitations can occur in two or more steps and are therefore strongly pressure dependent, while two-step processes are unlikely in the rapidly propagating high field zone at a streamer head, and spectral emissions therefore depend much less on pressure or density. Therefore the glow discharge experiments give an indication on the expected emission lines, but relative line intensities will have to be deduced from time resolved streamer experiments, or from theory.

## **Discussion**

Model calculations predict the appearance of sprites in the upper atmospheres of Venus and Jupiter, based on reasonable assumptions on the amount of charge that may be present in the hypothetical thunderclouds in their atmospheres. The resultant spectral emissions for sprites in the atmospheres of other planets can be searched for by orbiting spacecraft observing the night side of the planet toward the limb, as was practiced during the MEIDEX sprite campaign from the space shuttle (Yair et al., 2003) and as being operationally conducted by the ISUAL instrument on board the FORMOSAT satellite. For Venus, the Japanese Planet-C mission (Nakamura et al., 2007; Takahashi et al., 2008) is designed to carry the Lightning and Airglow Camera (LAC) which will be used to observe lightning on Venus even if they are less bright

by a factor of 100 compared to terrestrial flashes, when viewed from a 100km altitude. The LAC will have multispectral capabilities and will cover the oxygen lines in 777.4 nm (OI, related to lightning) and in 552.5 nm [O<sub>2</sub> Herzberg II], 557.7 nm [OI] and 630.0 [OI], which are airglow emissions. Since the field of view is 16°, it is highly likely that any sprite emission above the cloud tops will be detected by the instrument. The fact that no optical emissions from Venus lightning had been thus far reliably detected means that they may be weak or completely hidden due to absorption by the high-level clouds. This poses an interesting challenge for the Planet-C mission, namely, to indirectly infer the existence of lightning in Venus based on their sprite fingerprints. For Mars, the possibility that corona or other types of discharges occur inside dust devils and in large-scale dust storms can be optically verified by sensitive cameras on board future landers. The possibility that such discharges can be remotely sensed by orbiting spacecraft can be implemented for night-time oblique observations of the dust column, in order to allow escaping photons to reach the sensor.

The duration and morphology of alien sprites will strongly depend on the nature of the parent lightning and on the properties of the atmosphere. Once the critical breakdown field had been surpassed locally, electron avalanches can evolve into streamers if the ambient (pre-breakdown) electron density is appropriate; the maximal local field depends on the temporal behavior of the lightning strokes and on spatially varying dielectric relaxation times, which in turn depend on the ambient conductivity. These conditions are discussed in detail by Pasko et al. (1998, 2000) for terrestrial sprites. We presently have little information on these parameters for other planets, yet some insights can be deduced from observations and laboratory experiments that use high-speed photography to study electrical sparks and streamers in various gas mixtures, based on similarity laws and the analogy drawn between sprites and gas-discharge sparks. Stenbaek-Nielsen et al. (2007) and McHarg et al. (2007) have shown that the tips of sprites are glowing balls that move rapidly ( $10^7$  m/s.) and typically brighten as they travel up or down, with brightness exceeding 60 MR. The same structure was seen at the tips of streamers produced in laboratory experiments (Ebert et al., 2006). Recently, Briels et al. (2006) reported on the properties of streamers with diameters varying gradually between 0.2 and 2.5 mm, as recorded by an iCCD camera with nanosecond resolution. In another work Briels et al. (2008) showed that similarity laws apply for the morphology of streamers at varying gas

densities, and Nijdam et al. (2008) used the same system to study the 3D structure and the branching of streamers. In an appropriate vacuum chamber, such experiments can be replicated in the appropriate planetary gas mixtures, in order to elucidate the nature of sprites occurring in these atmospheres. Present measurements in pure nitrogen and pure argon already indicate that streamer properties (inception, width, length, branching) largely depend on gas composition. This will be a subject for future research.

## REFERENCES

- Atreya, S. K., 1986: Atmospheres and ionospheres of the outer planets and their satellites. Springer-Verlag, Berlin Heidelberg, 224 pp.
- Baines, K. H., A.A. Simon-Miller, G.S. Orton et al., 2007: Polar Lightning and Decadal-Scale Cloud Variability on Jupiter, *Science*, **318**, 226–229.
- Borucki, W. J. and J.A. Magalhaes, 1992: Analysis of voyager 2 images of Jovian lightning, *Icarus*, 96, 1–14.
- Borucki, W. J., C. P. McKay, D. Jebens, H. S. Lakkaraju and C. T. Vanajakshi, 1996: Spectral irradiance measurements of simulated lightning in planetary atmospheres, *Icarus*, 123, 336–344.
- Borucki, W. J., C. P. McKay, 1987: Optical efficiencies of lightning in planetary atmospheres. *Nature*, **328**, 509–510.
- Briels, T. M. P., J. Kos, E. M. van Veldhuizen and U. Ebert, 2006: Circuit dependence of the diameter of pulsed positive streamers in air, *J. Phys. D: Appl. Phys.* **39**, 5201–5210.
- Briels, T. M. P., E. M. van Veldhuizen and U. Ebert, 2008: Positive streamers in air and nitrogen of varying density: experiments on similarity laws. *J. Phys. D: Appl. Phys.* **41**, 234008 (14pp), doi: [10.1088/0022-3727/41/23/234008](https://doi.org/10.1088/0022-3727/41/23/234008).
- Desch, S. J., W. J. Borucki, C. T. Russel, and A. Bar-Nun, 2002: Progress in planetary lightning, *Rep. Prog. Phys.*, 65, 955.
- Ebert, U., C. Montijn, T. M. P. Briels, W. Hundsdorfer, B. Meulenbroek, A. Roccoand and E. M. van Veldhuizen, 2006: The multiscale nature of streamers, *Plasma Sources Sci. Technol.* **15** (2006) S118–S129, doi:10.1088/0963-0252/15/2/S14.

- Ebert U., D.D. Sentman, 2008: Streamers, sprites, leaders, lightning: from micro- to macroscales, an editorial review to a cluster issue with 19 articles, *J. Phys. D: Appl. Phys.* **41**, 230301 (7pp), doi:10.1088/0022-3727/41/23/230301
- Farrell, W. M., et al., 1999: Detecting electrical activity from Martian dust storms, *J. Geophys. Res.*, **104**, 3795.
- Ganot, M., Y. Yair, C. Price, B. Ziv, Y. Sherez, E. Greenberg, A. Devir and R. Yaniv, 2007: First detection of transient luminous events associated with winter thunderstorms in the Eastern Mediterranean. *Geophys. Res. Lett.*, **34**, L12801, doi:10.1029/2007GL029528.
- Goto, Y., Y. Ohba and K. Narita, 2007: Optical and spectral characteristics of low pressure air discharges as sprite models. *J. Atmos. Elec.*, **27**, 105-112.
- Goto, Y. and Y. Ohba, 2008: Spectroscopic characteristics of the long gap CO<sub>2</sub> discharges as the model of Venus lightning discharges.
- Gurnett, D. A., W. S. Kurth, A. Roux, R. Gendrin, C. F. Kennel and J. F. Bolton, 1991: Lightning and Plasma Wave Observations from the Galileo Flyby of Venus. *Science*, **253**, 5027, 1522 – 1525.
- Gurnett, D. A., P. Zarka, R. Manning, W. S. Kurth, G. B. Hospodarski, F. T. Averkamp, M. L. Kaiser, and W. M. Farrell (2001), Non-detection at Venus of high-frequency radio signals characteristic of terrestrial lightning, *Nature*, **409**, 313.
- Gurnett, D. A., et al. (2005), Radio and plasma wave observations at Saturn from Cassini's approach and first orbit, *Science*, **307**, 1255.
- Gerken, E. A., U. S. Inan and C. P. Barrington-Leigh, 2000: Telescopic observations of sprites. *Geophys. Res. Lett.*, **27**, 2637-2640.
- Hampton, D. L., M. J. Heavner, E. M. Wescott and D.D. Sentman, 1996: Optical spectral characteristics of sprites. *Geophys. Res. Lett.*, **23**, 89-92.
- Hinson, D. P. et al., 1997: Jupiter's ionosphere: results from the first Galileo radio occultation experiment. *Geophys. Res. Lett.*, **24**, 2107-2109.
- Inan, U. S., C. Barrington-Leigh, S. Hansen, V. S. Glukov, T. F. Bell and R. Rairden, 1997: Rapid lateral expansion of optical luminosity in lightning-induced ionospheric flashes referred to as "Elves". *Geophys. Res. Lett.*, **24**, 5.

- Krasnopolsky, V. A., 2006: A sensitive search for nitric oxide in the lower atmospheres of Venus and Mars: detection on Venus and upper limit for Mars. *Icarus*, 182, 80-91.
- Krauss, C. E. , M. Hor'anyi and S. Robertson, 2003: Experimental evidence for electrostatic discharging of dust near the surface of Mars, *New J. Phy.* 5, 70.1-70.9.
- Ksanfomality, L. V., 1980: Venera 9 and 10: thermal radiometry. *Icarus*, 41, 36-64.
- Levin, Z., W. B. Borucki and O. B. Toon, 1983: Lightning generation in planetary atmospheres. *Icarus*, 56, 80-115.
- Lorenz, R. D., 2008: The changing face of Titan. *Phys. Today*, 61, 34-39.
- Lyons, W. A., S. A. Cummer, M. A. Stanley, G. R. Huffins, K. C. Wiens and T. E. Nelson, 2008: Supercells and sprites. *Bull. Amer. Met. Soc.*, 1-10.
- Markiewicz, W. J., D. V. Titov, S. S. Limaye, H. U. Keller, N. Ignatiev, R. Jaumann, N. Thomas, H. Michalik, R. Moissi and P. Russo, 2007: Morphology and dynamics of the upper cloud layer of Venus. *Nature*, 450, 633-636, doi: 10.1038/nature06320.
- McHarg, M. G., H. C. Stenbaek-Nielsen, and T. Kammae (2007), Observations of streamer formation in sprites, *Geophys. Res. Lett.*, 34, L06804, doi:10.1029/2006GL027854.
- Melnik, O., and M. Parrot, Electrostatic discharge in Martian dust storms, *J. Geophys. Res.*, 103, 29,107, 1998.
- Montijn C. and U. Ebert, 2006: Diffusion correction to the Raether-Meek criterion for the avalanche-to-streamer transition, *J. Phys. D: Appl. Phys.* **39**, 2979-2992.
- Morrill, J., E. Bucsel, C. Siefring, M. Heavner, S. Berg, D. Moudry, S. Slinker, R. Fernsler, E. Wescott, D. Sentman, and D. Osborne, 2002: Electron energy and electric field estimates in sprites derived from ionized and neutral N<sub>2</sub> emissions, *Geophys. Res. Lett.*, 29 (10), 1462.
- Nakamura, M., T. Imamura, M. Ueno, N., Iwagami et al., 2007: Planet-C: Venus Climate Orbiter mission of Japan. *Planet. Space. Sci.*, 55, 1831-1842.
- Nijdam, S., J. S. Moerman, T. M. P. Briels, E. M. van Veldhuizen, and U. Ebert, 2008: Stereo-photography of streamers in air. *Appl. Phys. Lett.* **92**, 101502, doi:10.1063/1.2894195.

- Pasko, V. P., U. S. Inan and Y. N. Taranenko, 1997: Sprites produced by quasi-electrostatic heating and ionization in the lower ionosphere. *Geophys. Res. Lett.*, 22, 365-368.
- Pasko, V. P., U. S. Inan and T. F. Bell, 1998: Spatial structure of sprites. *Geophys. Res. Lett.*, 25, 12, 2123-2126.
- Pasko, V. P., U. S. Inan and T. F. Bell, 2001: Mesosphere-troposphere coupling due to sprites. *Geophys. Res. Lett.*, 28, 19, 3821-3824.
- Pasko, V. P., 2007: Red sprite discharges in the atmosphere at high altitude: the molecular physics and the similarity with laboratory discharges. *Plasma Sources Sci. Technol.*, 16, S13-S29.
- Raether, H., 1933: Die Entwicklung der Elektronenlawine in den Funkenkanal, *Zeitschrift für Physik*, **112**, 464-489.
- Rannou, P., F. Montmessin, F. Hourdin, S. Lebonnois, 2006: The Latitudinal Distribution of Clouds on Titan, *Science* 311. 5758, 201 – 205, DOI: 10.1126/science.1118424.
- Russel, C. T., T. L. Zhang, M. Delva, W. Magnes, R. J. Stangeway and H. Y. Wei, 2007: Lightning on Venus inferred from whistler-mode waves in the ionosphere. *Nature*, 450, 661-662, doi: 10.1038/nature05930.
- Sentman, D. D., 2004: Electrical breakdown parameters for neutral atmospheres of the solar system. ISUAL workshop proceedings, 08-O13-O016.
- Sentman D. D., H. C. Stenbaek-Nielsen, M. G. McHarg, J. S. Morrill, 2008a: Plasma chemistry of sprite streamers, *J. Geophys. Res.*, 113, D11112, doi:10.1029/2007JD008941.
- Sentman D. D., H. C. Stenbaek-Nielsen, M. G. McHarg, J. S. Morrill, 2008b: Correction to "Plasma chemistry of sprite streamers", *J. Geophys. Res.*, 113, D14399, doi:10.1029/2008JD010634.
- Stenbaek-Nielsen, H. C., M. G. McHarg, T. Kanmae, and D. D. Sentman, 2007: Observed emission rates in sprite streamer heads, *Geophys. Res. Lett.*, 34, L11105, doi:10.1029/2007GL029881.
- Stenbaek-Nielsen, H. C., M. G. McHarg, 2008: High time-resolution sprite imaging: observations and implications. *J. Phys. D: Appl. Phys.* **41**, 234009 (14pp), doi: 10.1088/0022-3727/41/23/234009.



- Sternovsky Z., S. Robertson, A. Sickafoose, J. Colwell, and M. Horányi, Contact charging of lunar and Martian dust simulants, 2002: *J. Geophys. Res.*, 107 (E11), 5105, doi:10.1029/2002JE001897.
- Simões, F., M. Rycroft, N. Renno, Y. Yair, K.L. Aplin and Y. Takahashi, 2008: Schumann resonances as a means of investigating the electromagnetic environment in the solar system. *Space Sci. Rev.*, 137: 455–471, doi: 10.1007/s11214-008-9398-0.
- Stolzenburg, M., T. Marshall, and W. Rust, 2001: Serial soundings of electric field through a mesoscale convective system, *J. Geophys. Res.*, 106(D12), 12371-12380.
- Takahashi, Y., J. Yoshida, Y. Yair, T. Imamura and M. Nakamura, 2008: Lightning Detection by LAC Onboard the Japanese Venus Climate Orbiter, Planet-C. *Space Sci. Rev.*, 137: 317–334, doi: 10.1007/s11214-008-9400-x
- Tokano T., G.J. Molina-Cuberos, H. Lammer, W. Stumptner, 2001: Modelling of thunderclouds and lightning generation on Titan. *Planet. Space Sci.* **49**, 539–560.
- Williams, E. M., Valente, E. Gerken and R. Golka, 2006: Calibrated radiance measurements with an air-filled glow discharge tube: application to sprites in the mesosphere. In: "Sprites, Elves and Intense Lightning Discharges", M. Fullekrug et al. (eds.), 237-247, Springer (Printed in the Netherlands).
- Williams, M. A., E.P. Krider and D.M. Hunten, 1983: Planetary lightning: Earth, Jupiter and Venus. *Rev. Geophys. Space Phys.* **21**, 892–902.
- Wilson, C. T. R., 1925: The electric field of a thundercloud and some of its effects. *Proc. Roy. Soc. , London*, 37 (32D).
- Yair, Y., Levin, Z. and S. Tzivion, 1995: Lightning generation in a Jovian thundercloud: results from an axisymmetric numerical cloud model, *Icarus*, 114, 278-299.
- Yair, Y., C. Price, Z. Levin, J. Joseph, P. Israelevitch, A. Devir, M. Moalem, B. Ziv and M. Asfur. 2003: Sprite observations from the space shuttle during the Mediterranean Israeli Dust Experiment (MEIDEX). *J. Atmos. Sol. Terr. Phys.*, 65, 635-642.
- Yair Y., G. Fischer, F. Simoes, N. Renno and P. Zarka, 2008: Updated review of planetary atmospheric electricity, *Space Sci. Rev.*, 137: 29–49, doi: 10.1007/s11214-008-9349-9.

- Yang, H., Pasko, V. and Y. Yair, 2006: Three-dimensional finite-difference time-domain modeling of the Schumann resonance parameters on Titan, Venus and Mars. *Radio Sci.*, 41, RS2S03, doi:10.1029/2005RS003431.
- Zarka, P., and B. M. Pedersen (1986), Radio detection of Uranian lightning by Voyager 2, *Nature*, 323, 605.

## Figure Captions

**Figure 1:** The electrostatic field above typical terrestrial wintertime sprite producing thundercloud. Monopole structure with 50, 100 and 250 C located at 10 km, respectively. Where the conventional breakdown field (brown) crosses the E-field, a sprite can potentially occur.

**Figure 2:** The electrostatic field above a Venusian charge configuration placing opposite and equal charges at the lower (40km) and middle (50km) cloud decks. The critical breakdown field is surpassed at 92 km (for 500C) and 100 km (for 100C).

**Figure 3:** The electrostatic field above a Titan thundercloud possessing a negative charge located at 25 km. Even at high values of total charge the breakdown field is not exceeded.

**Figure 4:** The electrostatic field above a Jovian thundercloud possessing a negative charge located 30 km below the 1-bar pressure level. The field is exceeded for a realistic charge of 1000 C at an altitude of 280 km above the 1-bar level.

## Figures

Figure 1

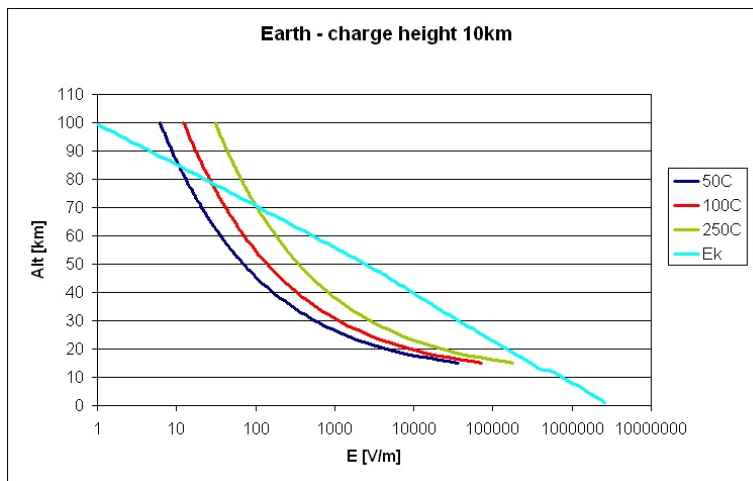


Figure 2

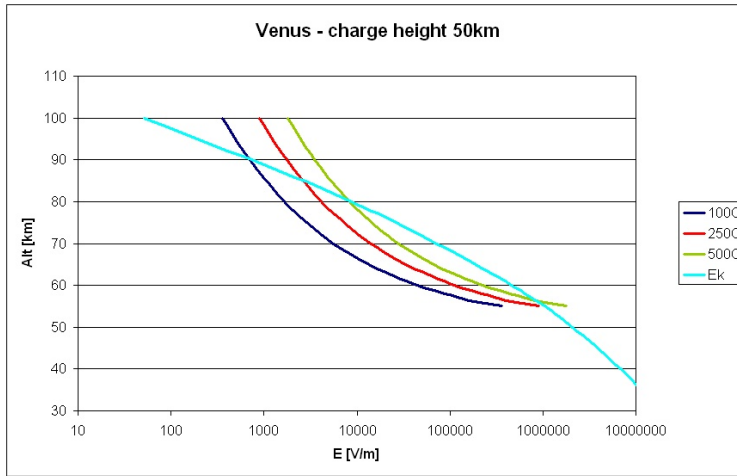


Figure 3

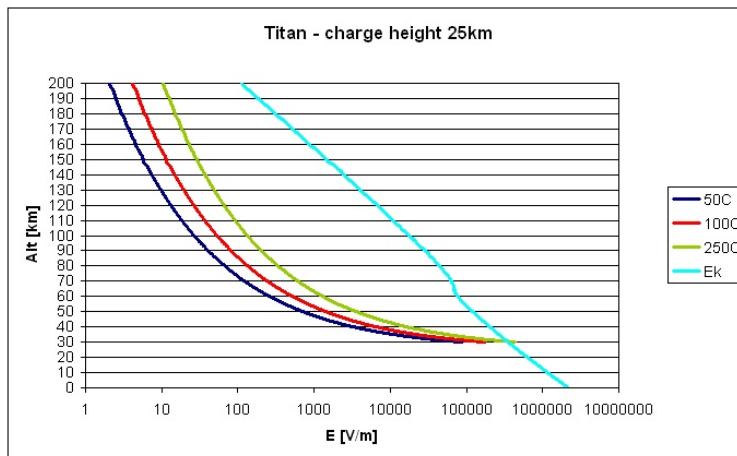


Figure 4

