

# Contribution of Two-Boson-Exchange with $\Delta(1232)$ Excitation to Parity-Violating Elastic Electron-Proton Scattering

Keitaro Nagata<sup>1</sup>, Hai Qing Zhou<sup>2</sup>, Chung Wen Kao<sup>1</sup>, and Shin Nan Yang<sup>3,4</sup>

<sup>1</sup>Department of Physics, Chung-Yuan Christian University, Chung-Li 32023, Taiwan

<sup>2</sup>Department of Physics, Southeast University, Nanjing 211189, China

<sup>3</sup>Department of Physics and <sup>4</sup>Center for Theoretical Sciences, National Taiwan University,

Taipei 10617, Taiwan

(Dated: April 5, 2019)

We study the leading electroweak corrections in the precision measurement of the strange form factors. Specifically, we calculate the two-boson-exchange (TBE), two-photon-exchange (TPE) plus  $\gamma Z$ -exchange ( $\gamma ZE$ ), corrections with  $\Delta(1232)$  excitation to the parity-violating asymmetry of the elastic electron-proton scattering. We find that  $\Delta$  contribution  $\delta_\Delta$  is, in general, comparable with the nucleon contribution  $\delta_N$  and the current experimental measurements of strange-quark effects in the proton neutral weak current. The interplay between nucleon and  $\Delta$  contributions is found to depend strongly on the kinematics, as  $\delta_\Delta$  begins as negative at backward angles but becomes positive and dominant at forward angles, while  $\delta_N$  always stays positive. The total TBE corrections to the extracted values of  $G_E^s + \beta G_M^s$  in recent experiments are found to lie in the range of  $-7 \sim +7\%$ .

PACS numbers: 13.40.Ks, 13.60.Fz, 13.88.+e, 14.20.Dh

Recently, parity-violating (PV) elastic electron-proton scattering has been actively pursued [1] in order to probe the strangeness content of the nucleon, one of the most intriguing questions in hadron structure in the last two decades. It is achieved by measuring the parity-violating asymmetry  $A_{PV} = (\sigma_R - \sigma_L)/(\sigma_R + \sigma_L)$  in scattering of longitudinally polarized electrons from unpolarized protons. At tree level, parity violation in electron scattering comes from the interference between one-photon-exchange (OPE) and  $Z$ -boson exchange diagrams shown, respectively, in Figs. 1(a) and 1(b). The form factors of neutral weak current extracted from  $A_{PV}$  are sensitive to a different linear combination of the three light quark distributions. When combined with proton and neutron electromagnetic form factors and with the use of charge symmetry, the strange electric and magnetic form factors,  $G_E^s$  and  $G_M^s$ , can then be determined [2].

Two-boson-exchange (TBE) corrections to  $A_{PV}$ , namely, the contributions of the interference of the two-photon-exchange (TPE) process of Fig. 1(c) with diagram of Figs. 1(a) and 1(b) to  $A_{PV}$ , and that between  $\gamma Z$ -exchange ( $\gamma ZE$ ) of Fig. 1(d) with Fig. 1(a), have recently been studied in [3, 4, 5]. It was found that the effects can reach a few percent and are comparable in size with the current experimental measurements of strange-quark effects in the proton neutral weak current and could affect the values of the strange form factors inferred in recent experiments by as large as 40% in certain kinematics.

The calculations of [4, 5] were carried out in a simple hadronic model where the intermediate states are restricted to elastic intermediate states. Since  $\Delta(1232)$  plays a dominant role in low-energy hadron physics [6], it is essential to include the  $\Delta$  in the intermediate states and evaluate the corresponding contribution to the PV elastic

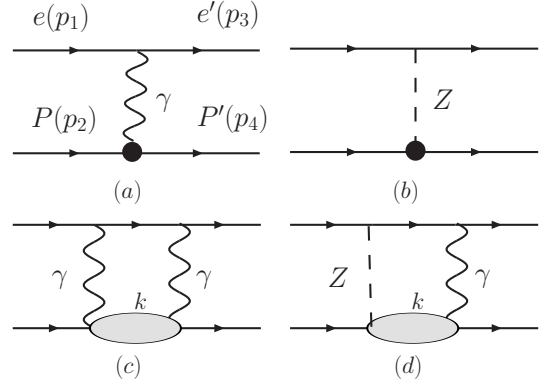


FIG. 1: (a) one-photon-exchange, (b)  $Z$ -boson-exchange, (c) TPE, and (d)  $\gamma Z$ -exchange diagrams for elastic  $ep$  scattering. Corresponding cross-box diagrams are implied.

$ep$  scattering. Similar effect, i.e., TPE contribution with an intermediate  $\Delta$  resonance, in the parity-conserving elastic  $ep$  scattering was found [7] to be small as compared to TPE diagram with nucleon intermediate states. It can be understood because there is a mismatch in the matrix elements of  $\gamma ee$  and  $\gamma N\Delta$  vertices. Namely, the matrix element of the spatial component of the electron current is  $(v/c)$  smaller than that of the charge component while it is the other way around in the  $\gamma N\Delta$  transition current, i.e., the magnetic dipole transition dominates [8]. However, such a mismatch is absent in the diagrams involving  $Z$ -exchange. We may then expect  $\Delta$  TBE contribution to be non-negligible.

In this paper, we report on calculations of the corrections of the TBE with  $\Delta$  in the intermediate states, including TPE and  $\gamma ZE$ , to  $A_{PV}$  and their effects on the extracted values of the nucleon strange form factors.

At hadron level, the photon-induced transition of  $p \rightarrow$

$\Delta^+$  is given by [7]

$$\begin{aligned} \langle N(p') | J_\mu^{em} | \Delta(p) \rangle &= \frac{F_\Delta(q^2)}{M_N^2} \bar{u}(p') [g_1 (g_\mu^\alpha \not{p} \not{q} - p_\mu \gamma^\alpha \not{q} \\ &- \gamma_\mu \gamma^\alpha p \cdot q + \gamma_\mu \not{p} q^\alpha) + g_2 (p_\mu q^\alpha - p \cdot q g_\mu^\alpha) + g_3 / M_N \\ &(q^2 (p_\mu \gamma^\alpha - g_\mu^\alpha \not{p}) + q_\mu (q^\alpha \not{p} - \gamma^\alpha p \cdot q))] \gamma_5 T_3 u_\alpha^\Delta(p), \end{aligned} \quad (1)$$

where  $q = p' - p$  and  $T_3$  is the third component of the  $N \rightarrow \Delta$  isospin transition operator.

The neutral weak current can be decomposed into isovector and isoscalar parts:

$$\begin{aligned} J_\mu^Z &= \alpha_V V_\mu^3 + \alpha_A A_\mu^3 + \text{isoscalar terms}, \\ J_\mu^{em} &= V_\mu^3 + \text{isoscalar terms}, \end{aligned} \quad (2)$$

where the superscript "3" refers to the 3rd component in isospin space,  $\alpha_V = (1 - 2 \sin^2 \theta_W) / (2 \cos \theta_W)$ , and  $\alpha_A = -1 / (2 \cos \theta_W)$ . The isoscalar part does not contribute to  $N \rightarrow \Delta$  transition. The vector and axial-vector components in the  $Zp\Delta^+$  vertex can be written as

$$\begin{aligned} \langle p(p') | J_\mu^{Z,V} | \Delta^+(p) \rangle &= \frac{F_\Delta(q^2)}{M_N^2} \bar{u}(p') [\tilde{g}_1 (g_\mu^\alpha \not{p} \not{q} - p_\mu \gamma^\alpha \not{q} \\ &- \gamma_\mu \gamma^\alpha p \cdot q + \gamma_\mu \not{p} q^\alpha) + \tilde{g}_2 (p_\mu q^\alpha - p \cdot q g_\mu^\alpha) + \tilde{g}_3 / M_N (q^2 \\ &(p_\mu \gamma^\alpha - g_\mu^\alpha \not{p}) + q_\mu (q^\alpha \not{p} - \gamma^\alpha p \cdot q))] \gamma_5 u_\alpha^\Delta(p), \\ \langle p(p') | J_\mu^{Z,A} | \Delta^+(p) \rangle &= \frac{H_\Delta(q^2)}{M_N^2} \bar{u}(p') [h_1 (g_\mu^\alpha (p \cdot q) - p_\mu q^\alpha) \\ &+ h_2 / M_N^2 (q^\alpha q_\mu \not{p} \not{q} - (p \cdot q) \gamma^\alpha q_\mu \not{q}) + h_3 ((p \cdot q) \gamma^\alpha \gamma_\mu \\ &- \not{p} \gamma_\mu q^\alpha) + h_4 (g_\mu^\alpha p^2 - p_\mu \gamma^\alpha \not{p})] u_\alpha^\Delta(p), \end{aligned} \quad (3)$$

where  $\tilde{g}_i$ 's and  $g_i$ 's are related by  $\tilde{g}_i = \sqrt{2/3} \alpha_V g_i$ .  $F_\Delta$  and  $H_\Delta$  in Eqs. (1) and (3) are vector and axial-vector form factors, respectively, and we assume that, for simplicity, each of them separately take a common form for different couplings.

Choosing the Feynman gauge and neglecting the electron mass  $m_e$  in the numerators, the amplitudes of box diagrams of TBE with  $\Delta$  excitation as depicted in Figs. 2(a) and 2(b) can be written down straightforwardly. E.g., we have for Fig. 2(b)

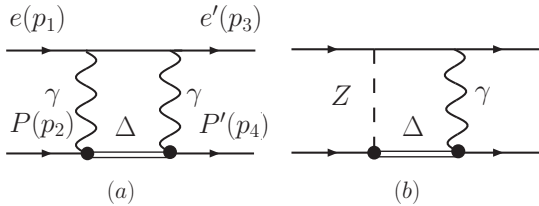


FIG. 2: (a) TPE and (b)  $\gamma ZE$  box diagrams with  $\Delta$  intermediate states. Corresponding crossed diagrams are implied.

$$\begin{aligned} M^{(2b)} &= -i \int \frac{d^4 k}{(2\pi)^4} \bar{u}(p_3) (-ie\gamma_\mu) \frac{i(\not{p}_1 + \not{p}_2 - \not{k})}{(p_1 + p_2 - k)^2 - m_e^2 + i\varepsilon} \\ &\times (-i \frac{g\gamma_\nu}{4 \cos \theta_W}) [(-1 + 4 \sin^2 \theta_W) + \gamma_5] u(p_1) \frac{-i}{(p_4 - k)^2 + i\varepsilon} \\ &\times \frac{-i}{(k - p_2)^2 - M_\Delta^2 + i\varepsilon} \bar{u}(p_4) \Gamma_{\Delta \rightarrow N}^{\mu\alpha, \gamma}(k, p_4 - k) \\ &\times \frac{-i(\not{k} + M_\Delta) P_{\alpha\beta}^{3/2}(k)}{k^2 - M_\Delta^2 + i\varepsilon} \Gamma_{N \rightarrow \Delta}^{\beta\nu, Z}(k, k - p_2) u(p_2), \end{aligned} \quad (4)$$

where  $P_{\alpha\beta}^{3/2}(k)$  is the spin-3/2 projector and  $g = e / \sin \theta_W$  is the weak coupling constant. The vertex functions  $\Gamma$ 's are defined by  $\bar{u}(p') \Gamma_{\Delta \rightarrow N}^{\mu\alpha, \gamma}(p, q) u_\alpha^\Delta(p) = -ie \langle N(p') | J_{em}^\mu | \Delta(p) \rangle$  and  $\bar{u}_\beta^\Delta(p) \Gamma_{N \rightarrow \Delta}^{\beta\nu, Z}(p, -q) u(p') = -ig \langle \Delta(p) | J_Z^\nu | N(p') \rangle$ . Note that the vertices  $\gamma N \Delta$  and  $Z N \Delta$  in Eqs. (1) and (3) all satisfy the constraints,  $p_\alpha \Gamma_{\Delta \rightarrow N}^{\mu\alpha}(p, q') = p_\beta \Gamma_{N \rightarrow \Delta}^{\beta\nu}(p, q') = 0$ , for any  $q'$  to eliminate the coupling of the unphysical spin-1/2 component of Rarita-Schwinger spinor [9]. The expression in Eq. (3) have been written in many different ways [10, 11, 12] but only those given in Eq. (3) satisfy the above constraints.

Amplitudes for the cross-box diagrams can be written down similarly. The loop integrals with  $\Delta$  intermediate state are infrared safe. We use computer package "FeynCalc" [13] and "LoopTools" [14] to carry out the calculation. The form factors  $F_\Delta$  and  $H_\Delta$  are necessary for ultraviolet regulation of the loop integral and we assume simple dipole form  $\Lambda_\Delta^4 / (\Lambda_\Delta^2 - q^2)^2$  for both of them. We set  $\Lambda_\Delta = 1$  GeV for  $H_\Delta$  and 0.84 GeV for  $F_\Delta$ .

The values of the coupling constants  $g_i$ 's can be determined from the experimental data of  $\gamma N \rightarrow \Delta$  at real photon point. They are simply linear combinations of the Jones-Scadron form factors [15]  $G_{(M,E,C)}$  at  $Q^2 = 0$ . With the use of the most recent experimental values for the  $G_i^s(0)$  [6, 16], we obtain  $g_1 = 1.91$ ,  $g_2 = 2.63$ , and  $g_3 = 1.59$ . These give  $\tilde{g}_1 = 0.48$ ,  $\tilde{g}_2 = 0.66$ , and  $\tilde{g}_3 = 0.40$ .

Only coupling constants  $h_i$ 's remain to be determined. They can be inferred from the data of  $\nu N \rightarrow \mu \Delta$ . This is achieved by performing a rotation in isospin space to relate Eq. (3) to the matrix element of the weak charged current [10] with the assumption that both nucleon and  $\Delta$  are on-shell. Equating them to each other at  $Q^2 = 0$  leads to a set of linear relations between  $h_i$ 's and the  $C_i^A(0)$ 's, as defined in [10]. According to [17, 18]  $C_3^A = 0$ , hence  $h_3 = 0$ . From the data of  $\nu N \rightarrow \mu N \pi$  [19] one can extrapolate the experimental result to  $q^2 = 0$  and find  $C_4^A(0) = -0.8$  and  $C_5^A(0) = 2.4$  [11] and obtain  $h_1 = -0.263$ , and  $h_4 = -0.458$ . Parameter  $h_2$  can not be determined from the weak pion production. Fortunately its effect is tiny ( $\leq 10^{-18}$ ) and we simply set  $h_2 = 0$ .

In Fig. 3, we show the TPE and  $\gamma ZE$  corrections to  $A_{PV}$  by plotting  $\delta = \delta_N + \delta_\Delta$ , defined by

$$A_{PV}(1\gamma + Z + 2\gamma + \gamma Z) = A_{PV}(1\gamma + Z)(1 + \delta_N + \delta_\Delta), \quad (5)$$

vs.  $\epsilon \equiv [1+2(1+\tau) \tan^2 \theta_{Lab}/2]^{-1}$ , where  $\theta_{Lab}$  is the laboratory scattering angle and  $\tau = Q^2/(4M^2)$ , at four different values of  $Q^2 = 0.1, 1.0, 3.0,$  and  $5.0 \text{ GeV}^2$ .  $A_{PV}(1\gamma + Z)$  denotes the parity-violating asymmetry arising from the interference between OPE and  $Z$ -boson-exchange, i.e., Figs. 1(a) and 1(b), while  $A_{PV}(1\gamma + Z + 2\gamma + \gamma Z)$  includes the effects of TPE and  $\gamma Z E$ .  $\delta_N$  and  $\delta_\Delta$  correspond to the contribution from the box diagrams with nucleon ( $\Delta$ ) intermediate states and are represented by dotted and dot-dashed lines, respectively, with their sum  $\delta$  given by solid curves.

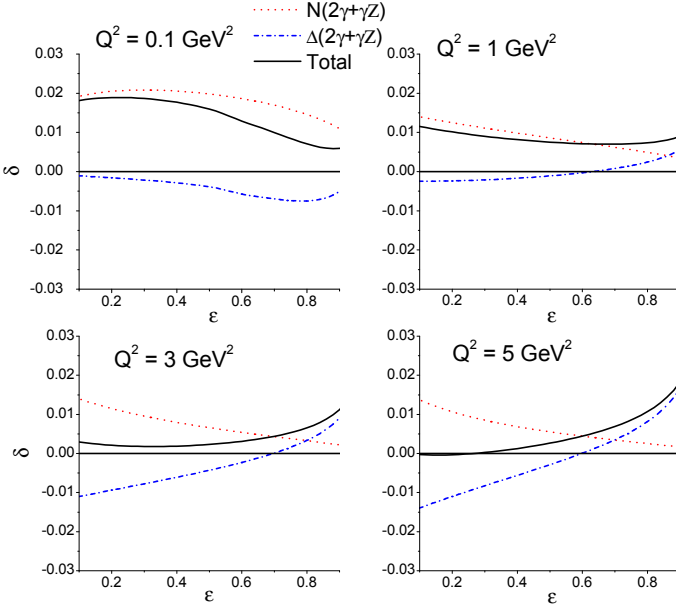


FIG. 3: TPE and  $\gamma Z$ -exchange corrections with an intermediate  $\Delta$  to parity-violating asymmetry as functions of  $\epsilon$  from 0.1 to 0.9 at  $Q^2=0.1, 1.0, 3.0,$  and  $5.0 \text{ GeV}^2$ .

We see from Fig. 3 that  $\delta_\Delta$  is sensitive *w.r.t.* both  $\epsilon$  and  $Q^2$ . For  $Q^2 \geq 3.0 \text{ GeV}^2$ ,  $\delta_\Delta$  is negative at backward angles ( $\epsilon$  small) and increases to become positive at forward angles ( $\epsilon$  close to 1). On the other hand, for small  $Q^2$ , e.g., at  $0.1 \text{ GeV}^2$ ,  $\delta_\Delta$  is almost zero and negative at small  $\epsilon$ , and decreases further (becomes more negative) as  $\epsilon$  increases before turning around at  $\epsilon \sim 0.8$ . These behaviors are in sharp contrast with  $\delta_N$  which always stays positive and decreases with increasing  $\epsilon$ . At small  $\epsilon$ ,  $\delta_N$  is much greater than  $\delta_\Delta$  for  $Q^2 \leq 1.0 \text{ GeV}^2$  such that the sum  $\delta$  is not much different from  $\delta_N$ . However, for larger values of  $Q^2 \geq 3.0 \text{ GeV}^2$ ,  $\delta_N$  and  $\delta_\Delta$  almost cancel out each other to give rise to a small  $\delta$  for  $\epsilon \leq 0.7$  and  $\delta$  begins to rise as  $\delta_\Delta$  becomes much dominant over  $\delta_N$  after  $\epsilon \geq 0.8$ .

Another way to look at our results is to see the evolution of the  $\delta$ 's *w.r.t.*  $Q^2$  at fixed  $\epsilon$  as depicted in Fig. 4 for  $\epsilon = 0.5$  and  $\epsilon = 0.8$ . The notation is the same as in Fig. 3. We clearly see that for at  $\epsilon = 0.5$ ,  $\delta_\Delta$  is small and

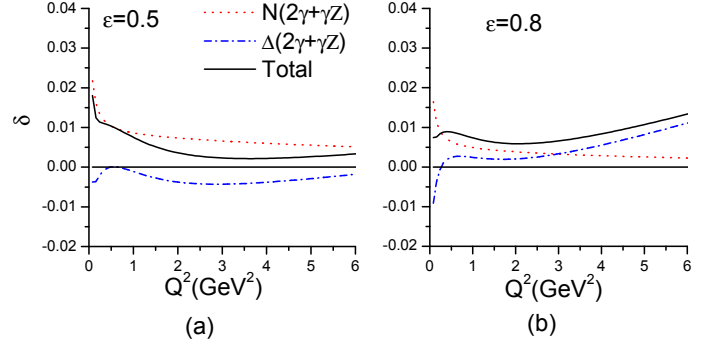


FIG. 4: TPE and  $\gamma Z$ -exchange corrections with an intermediate  $\Delta$  to parity-violating asymmetry as functions of  $Q^2$  from 0.1 to 6  $\text{GeV}^2$  at  $\epsilon=0.5$  and  $0.8$ .

of opposite sign to  $\delta_N$ , while at larger value of  $\epsilon = 0.8$ , is always comparable with  $\delta_N$  and becomes dominant at large value of  $Q^2$ .

We now proceed to estimate the effects of the TBE on the values of strange form factors extracted from HAPPEX, A4 and G0 [1] experiments. In literature one extracts  $G_E^s + \beta G_M^s$  from a part  $A_s$  (called  $A_2$  in [4]),

$$A_s = a\rho\epsilon G_E^{\gamma,p} \frac{G_E^s + \beta G_M^s}{\epsilon(G_E^{\gamma,p})^2 + \tau(G_M^{\gamma,p})^2}, \quad (6)$$

in  $A_{PV}(\rho, \kappa)$ , where  $a=G_F Q^2/4\pi\alpha\sqrt{2}$ ,  $\beta=\tau G_M^{\gamma,p}/\epsilon G_E^{\gamma,p}$ , and  $\rho$  and  $\kappa$  represent the higher-order radiative corrections.  $\rho=0.9876$ ,  $\kappa=1.0026$  according to the latest PDG values [20]. To avoid double counting one should then subtract  $\Delta\rho=-3.7 \times 10^{-3}$  and  $\Delta\kappa=-5.3 \times 10^{-3}$ , which are the effect of the  $\gamma Z$  box diagram, as estimated in [21] for the case of zero momentum transfer  $Q \equiv 0$  when the onset scale is set to be 1 GeV, from  $\rho$  and  $\kappa$ . Consequently, we will set the experimental parity asymmetry,

$$\begin{aligned} A_{PV}^{(Exp)} &\equiv A_{PV}(1\gamma + Z + 2\gamma + \gamma Z), \\ &= A_{PV}(\rho', \kappa')(1 + \delta_N + \delta_\Delta). \end{aligned} \quad (7)$$

where  $\rho' = \rho - \Delta\rho$  and  $\kappa' = \kappa - \Delta\kappa$ . We can then determine  $A_{PV}(\rho', \kappa')$  and extract the strange form factors. We introduce

$$\overline{G}_E^s + \beta\overline{G}_M^s = (G_E^s + \beta G_M^s)(1 + \delta_G), \quad (8)$$

where  $G_E^s + \beta G_M^s$  and  $\overline{G}_E^s + \beta\overline{G}_M^s$  denote those extracted from  $A_{PV}(\rho, \kappa)$  and  $A_{PV}(\rho', \kappa')$ , respectively. We present our results for  $\delta_N$ ,  $\delta_\Delta$ , their sum  $\delta$  and  $\delta_G$  in Table I for HAPPEX, A4, and G0 experiments. We also list the corresponding values, label as  $\delta_0$ , in Table I as would be obtained in [21] within  $Q \equiv 0$  approximation scheme such that  $\delta_G = 0$  if  $\delta = \delta_0$ .

All experimental data included in Table I were obtained in near forward directions with  $\epsilon \geq 0.8$ . More specifically, the HAPPEX and G0 data given in the

	I	II	III	IV	V	VI
$Q^2(GeV^2)$	0.477	0.109	0.23	0.108	0.262	0.410
$\epsilon$	0.974	0.994	0.83	0.83	0.984	0.974
$\delta_N(\%)$	0.25	0.34	0.86	1.30	0.28	0.275
$\delta_\Delta(\%)$	1.20	1.90	-0.025	-0.65	1.33	1.14
$\delta(\%)$	1.45	2.24	0.735	0.65	1.62	1.415
$\delta_0(\%)$	1.03	2.62	1.51	3.13	1.83	1.417
$\delta_G(\%)$	+6.74	-7.53	-4.89	-4.82	-1.70	-0.10

TABLE I: The corrections  $\delta_G$  to  $G_E^s + \beta G_M^s$  for HAPPEX, A4, and G0 experiments. (I, II), (II, IV), and (V, VI) refer to the HAPPEX, A4, and G0 data, respectively [1].

columns (I, II) and (V, VI) were taken at extremely forward angles with  $\epsilon \approx 0.97$ . It is seen that in this region  $\delta_\Delta$  completely dominates over  $\delta_N$  and brings the total TBE effects  $\delta = \delta_N + \delta_\Delta$  close to the zero momentum transfer approximation values  $\delta_0$ . Thus the large corrections to  $\delta_G$  we found in [4] for HAPPEX data of columns (I, II), when only effect of nucleon intermediate states  $\delta_N$  is considered, are much reduced from ( $-14.60\%$ ,  $-45.05\%$ ) to ( $+6.75\%$   $-7.53\%$ ), respectively. However, for the A4 data with a slightly smaller  $\epsilon = 0.83$  as listed in columns (III, IV),  $\delta_N$  and  $\delta_\Delta$  are of opposite sign. The cancellation moves  $\delta$  away from  $\delta_0$  and leads to a slightly larger corrections to  $\delta_G$  than those obtained in [4].

In summary, we calculate TBE effect with  $\Delta$  excitation to the parity-violating asymmetry of elastic  $ep$  scattering in a simple hadronic model.  $\Delta$ 's contribution  $\delta_\Delta$  is, in general, comparable with the nucleon contribution  $\delta_N$  in magnitude. In addition, it is sensitive *w.r.t.*  $Q^2$  and  $\epsilon$ .  $\delta_\Delta$  begins as negative at backward angles but turn positive at forward angles, in contrast to  $\delta_N$  which always stays positive. Accordingly, interplay between the contributions of TBE with nucleon and  $\Delta$  intermediate states depends strongly on the kinematics. At small  $Q^2$ , the  $\Delta$  effect is smaller in magnitude than the nucleon contribution with opposite sign for  $\epsilon \leq 0.8$ , as in the case of A4 experiments. The total TBE effect  $\delta = \delta_N + \delta_\Delta$  is hence reduced and deviates more from the zero momentum transfer approximation value  $\delta_0$  than  $\delta_N$ . Thus the corrections to  $G_E^s + \beta G_M^s$  in A4 experiments increase to about  $-5\%$ , when the effect of  $\Delta$  excitation is included. On the other hand, at extremely forward directions with  $\epsilon \sim 0.97$ , as in the cases of HAPPEX and G0 experiments,  $\Delta$ 's effect becomes positive and dominates over  $\delta_N$ . The sum  $\delta$  then moves considerably closer to  $\delta_0$ . The large corrections to  $G_E^s + \beta G_M^s$  found in [4] for the HAPPEX experiments are thereby reduced from  $\sim -30\%$  to  $\sim \pm 7\%$ . The resultant effects for the G0 kinematics, however, turn out to be small  $\sim -1.0\%$ . The fact that we find significant contribution from TBE with  $\Delta$  excitation brings up the question of the inclusion of higher resonances. A study of TBE effect with the use of GPD

as done in [3] and [22] for TPE effect, will also be very illuminating in this regard.

We thanks P.G. Blunden for helpful discussions. This work is supported by the National Science Council of Taiwan under grants nos. NSC096-2112-M033-003-MY3 (K.N and C.W.K.) and NSC096-2112-M022-021 (S.N.Y.) and by National Natural Science Foundation of China under grant nos 1974118 and 10805009 (H.Q.Z). H.Q.Z. gladly acknowledges the support of NCTS/North of Taiwan for his visit and the warm hospitality extended to him by National Taiwan University. K.N. also acknowledges the support of NCTS/HsinChu of Taiwan for his visit to Manitoba.

- 
- [1] D.T. Spayde *et al.* (SAMPLE), Phys. Lett. **B 583**, 79 (2004); A. Acha *et al.* (HAPPEX), Phys. Rev. Lett. **98**, 032301 (2007); B. Glaser (for the A4 collaboration) Eur. Phys. J. **A 24**, S2,141(2005); C. Furget (for the G0 collaboration), Nucl. Phys. Proc. Suppl. **159**, 121 (2006); and references contained therein.
  - [2] D. Kaplan, A. Manohar, Nucl. Phys. **B 310**, 527 (1988).
  - [3] A.V. Afanasev, C.E. Carlson, Phys. Rev. Lett. **94**, 212301 (2005).
  - [4] H.Q. Zhou, C.-W. Kao and S.N. Yang, Phys. Rev. Lett. **99**, 262001 (2007); *ibid.* 100, 059903(E) (2008).
  - [5] J.A. Tjon and W. Melnitchouk, Phys. Rev. Lett. **100**, 082003 (2008).
  - [6] V. Pascalutsa, M. Vanderhaeghen, and S.N. Yang, Phys. Repts. **437**, 125 (2007).
  - [7] S. Kondratyuk, P.G. Blunden, W. Melnitchouk and J.A. Tjon, Phys. Rev. Lett. **95**, 172503 (2005).
  - [8] S.S. Kamalov and S.N. Yang, Phys. Rev. Lett. **83**,4494 (1999).
  - [9] V. Pascalutsa and R. Timmermans, Phys. Rev. **C 60**, 042201 (1999).
  - [10] C.H. Llewellyn Smith, Phys. Rept. **3**, 261 (1972).
  - [11] T. R. Hemmert, B. R. Holstein and N.C.Mukhopadhyay, Phys. Rev. **D 51**158 (1995).
  - [12] L. M. Nath, K. Schilcher and M. Kretzschmar, Phys. Rev. **C 25**, 2300 (1982).
  - [13] R. Mertig, M. Bohm, and A. Denner, Comput. Phys. Commun. **64**, 345 (1991).
  - [14] T. Hahn, M. Perez-Victoria, Comput. Phys. Commun. **118**, 153 (1999).
  - [15] H.F. Jones and M.D. Scadron, Ann. Phys. **81**, 1 (1973)
  - [16] D. Drechsel, S.S. Kamalov, and L. Tiator, Eur. Phys. J. **A 34**, 69 (2007).
  - [17] S. L. Adler, Ann of Phys. **50**, 189 (1968).
  - [18] P.A. Schreiner and F.V. Hippel, Nucl. Phys. **B 58**, 333 (1973).
  - [19] T. Kitagaki *et al.*, Phys. Rev. **D 42**, 1331 (1990).
  - [20] C. Amslet *et al.*, Phys. Lett. **B 667**, 1 (2008).
  - [21] W.J. Marciano and A. Sirlin, Phys. Rev. **D 27**, 27 (1983); Phys. Rev. **D 29**, 75 (1984).
  - [22] Y.C. Chen, A.V. Afanasev, S.J. Brodsky, C.E. Carlson, and M. Vanderhaeghen, Phys. Rev. Lett. **93**, 122301 (2004).