

# ON RIGHT-ANGLED ARTIN GROUPS WITHOUT SURFACE SUBGROUPS

SANG-HYUN KIM

ABSTRACT. We study the class  $\mathcal{N}$  of graphs, the right-angled Artin groups defined on which do not contain surface subgroups. We prove that a presumably smaller class  $\mathcal{N}'$  is closed under amalgamating along complete subgraphs, and also under adding bisimplicial edges. It follows that chordal graphs and chordal bipartite graphs belong to  $\mathcal{N}'$ .

## 1. INTRODUCTION

In this paper, a *graph* will mean a finite graph without loops or multi-edges. For a graph  $\Gamma$ , let  $V(\Gamma)$  and  $E(\Gamma)$  denote the vertex set and the edge set of  $\Gamma$ , respectively. The *right-angled Artin group with the underlying graph*  $\Gamma$  is the group presentation

$$A(\Gamma) = \langle V(\Gamma) \mid [u, v] = 1 \text{ for } \{u, v\} \in E(\Gamma) \rangle.$$

Also known as *graph groups* or *partially commutative groups*, right-angled Artin groups possess various group theoretic properties. One of the most fundamental results is that, two right-angled Artin groups are isomorphic if and only if their underlying graphs are isomorphic [20, 10]. Right-angled Artin groups are linear [19, 18, 7], biorderable [12, 6], and acting on finite-dimensional CAT(0) cube complexes freely and cocompactly [3, 23, 25]. Any subgroup of a right-angled Artin group surjects onto  $\mathbb{Z}$  [17].

Certain group theoretic properties of  $A(\Gamma)$  can be detected by graph theoretic properties of  $\Gamma$ . The *complement graph* of a graph  $\Gamma$  is the graph  $\bar{\Gamma}$ , defined by  $V(\bar{\Gamma}) = V(\Gamma)$  and  $E(\bar{\Gamma}) = \{\{u, v\} \mid \{u, v\} \notin E(\Gamma)\}$ . For a subset  $S$  of  $V(\Gamma)$ , the *induced subgraph*  $\Gamma_S$  of  $\Gamma$  on  $S$  is the maximal subgraph of  $\Gamma$  with the vertex set  $S$ . We also write  $\Gamma_S \leq \Gamma$ . Note that  $V(\Gamma_S) = S$  and  $E(\Gamma_S) = \{\{u, v\} \mid u, v \in S \text{ and } \{u, v\} \in E(\Gamma)\}$ . If  $\Lambda$  is another graph, an *induced*  $\Lambda$  in  $\Gamma$  is an induced subgraph of  $\Gamma$ , which is isomorphic to  $\Lambda$ . An elementary fact is, if  $\Gamma$  contains an induced  $\Lambda$ , then  $A(\Lambda)$  embeds into  $A(\Gamma)$ . A *complete graph*  $K_n$  is a graph with  $n$  vertices such that every pair of distinct vertices are joined by an edge. For convention,  $K_0 = \emptyset$  is considered also as a complete graph.  $C_n$  and  $P_n$  denote the cycle and the path with  $n$  vertices, respectively. In particular,  $P_n$  is obtained by removing an edge in  $C_n$ .  $C_3$  is also called a *triangle*. A graph is *chordal* if the

---

*Date:* November 15, 2021.

*2000 Mathematics Subject Classification.* Primary 20F36, 20F65; Secondary 05C25.

*Key words and phrases.* right-angled Artin group, graph group, surface group, label-reading map.

graph does not contain any induced cycle of length at least 4. Graph theoretic characterizations of  $\Gamma$  determine several group theoretic properties of  $A(\Gamma)$ :

- $A(\Gamma)$  is coherent (i.e. every finitely generated subgroup is finitely presented), if and only if  $\Gamma$  is *chordal* [9], if and only if  $A(\Gamma)$  has a free commutator subgroup [27].
- $A(\Gamma)$  is subgroup separable (i.e. every finitely generated subgroup is closed in the profinite topology), if and only if  $\Gamma$  does not contain an induced  $C_4$  or an induced  $P_4$  [24], which happens exactly when every subgroup of  $A(\Gamma)$  is also a right-angled Artin group [11].
- $A(\Gamma)$  is virtually a 3-manifold group, if and only if each connected component of  $\Gamma$  is a tree or a triangle [9, 15].

In this paper, a *surface* will mean a compact, oriented 2-manifold. A *closed* (compact, respectively) *hyperbolic surface group* will mean the fundamental group of a closed (compact, respectively) hyperbolic surface. Finding sufficient and necessary conditions for a given group to contain a closed hyperbolic surface group is an important question motivated by 3-manifold theory. In this article, we consider this question in the case of right-angled Artin groups. Namely, we investigate

$$\mathcal{N} = \{\Gamma \mid A(\Gamma) \text{ does not contain a closed hyperbolic surface group}\}.$$

$A(\Gamma)$  is known to contain a closed hyperbolic surface group if  $\Gamma$  has an induced  $C_n$  ( $n \geq 5$ ) [27] or an induced  $\overline{C}_n$  ( $n \geq 5$ ) [22] (proved by the author). That is,  $C_n$  and  $\overline{C}_n$  are not in  $\mathcal{N}$  for  $n \geq 5$ . The classification of the graphs in  $\mathcal{N}$  with at most 8 vertices is given in [5]. A *complete graph amalgamation* of two graphs is the union of the two graphs such that their intersection is complete; in particular, those two graphs will be induced subgraphs of the union. A key stumbling block for the (graph theoretic) characterization of  $\mathcal{N}$  is the following conjecture.

**Conjecture 1.1.**  *$\mathcal{N}$  is closed under complete graph amalgamation.*

For a graph  $\Gamma$ , a cube complex  $X_\Gamma$  is inductively defined as follows.

- $X_\Gamma^{(0)}$  is a single vertex.
- Suppose  $X_\Gamma^{(k-1)}$  is constructed, so that each complete subgraph of  $\Gamma$  with  $i$  vertices ( $i < k$ ) corresponds to an  $i$ -torus. Let  $K$  be a complete subgraph of  $\Gamma$  with  $k$  vertices. Glue a unit  $k$ -cube to  $X_\Gamma^{(k-1)}$  so that distinct pairs of parallel faces are glued to distinct  $(k-1)$ -tori corresponding to the complete subgraphs of  $K$  with  $k-1$  vertices.

$X_\Gamma$ , called the *Salveti complex* of  $A(\Gamma)$ , is a locally CAT(0) cube complex, on which  $A(\Gamma)$  acts freely and cocompactly. In particular,  $X_\Gamma$  is a  $K(A(\Gamma), 1)$ -space [4].

Suppose  $\Gamma = \Gamma_1 \cup \Gamma_2$ , such that  $K = \Gamma_1 \cap \Gamma_2$  is complete and  $\Gamma \notin \mathcal{N}$ . One can find a closed hyperbolic surface  $S$ , and a  $\pi_1$ -injective map  $f: S \rightarrow X_\Gamma$ . Since  $A(\Gamma)$  is the amalgamated free product of  $A(\Gamma_1)$  and  $A(\Gamma_2)$  along a free abelian subgroup  $A(K)$ , a transversality argument shows that there exists a compact hyperbolic surface  $S_1 \subseteq S$  and a  $\pi_1$ -injective map  $g: S_1 \rightarrow X_{\Gamma_1}$  such that  $g(\partial S_1) \subseteq X_K$ , for  $i = 1$  or  $2$ . Hence in order to approach Conjecture 1.1, it is natural to consider a *relative embedding* of a compact hyperbolic surface group into  $A(\Gamma)$ , as follows.

**Definition 1.2.** Let  $\Gamma$  be a graph and  $S$  be a compact hyperbolic surface. An embedding  $\phi: \pi_1(S) \rightarrow A(\Gamma)$  is called a *relative embedding* if  $\phi = f_*$  for some  $\pi_1$ -injective map  $f: S \rightarrow X_\Gamma$  satisfying the following:

for each boundary component  $\partial_i S$  of  $S$ , there exists a complete subgraph  $K \leq \Gamma$  such that  $f(\partial_i S) \subseteq X_K$ .

Define  $\mathcal{N}'$  to be the class of graphs  $\Gamma$  such that  $A(\Gamma)$  does not allow a relative embedding of a compact hyperbolic surface group. It is vacuously true that  $\mathcal{N}' \subseteq \mathcal{N}$ . Also, the paragraph preceding Definition 1.2 has proved the following.

**Lemma 1.3.** *If  $\Gamma \notin \mathcal{N}$  and  $\Gamma$  is a complete graph amalgamation of  $\Gamma_1$  and  $\Gamma_2$ , then  $\Gamma_i \notin \mathcal{N}'$  for  $i = 1$  or  $2$ .  $\square$*

For a compact surface  $S$  and a set  $V$ , a *V-dissection on  $S$*  is a pair  $(\mathcal{H}, \lambda)$  such that  $\mathcal{H}$  is a set of transversely oriented simple closed curves and properly embedded arcs on  $S$ , and  $\lambda: \mathcal{H} \rightarrow V$  [6]. For each  $\gamma \in \mathcal{H}$ ,  $\lambda(\gamma)$  is called the *label* of  $\gamma$ . Note that our definition allows curves or arcs of the same label to intersect, while the definition in [6] does not. Let  $\Gamma$  be a graph and  $(\mathcal{H}, \lambda)$  be a  $V(\Gamma)$ -dissection. Suppose that for any  $\alpha$  and  $\beta$  in  $\mathcal{H}$ ,  $\alpha \cap \beta \neq \emptyset$  only if  $\lambda(\alpha)$  and  $\lambda(\beta)$  are equal or adjacent in  $\Gamma$ . Then  $(\mathcal{H}, \lambda)$  determines a map  $\phi: \pi_1(S) \rightarrow A(\Gamma)$ .  $\phi$  maps the equivalence class of a based, oriented loop  $\alpha \subseteq S$  onto the word in  $A(\Gamma)$ , obtained by reading off the labels of the curves and the arcs in  $\mathcal{H}$  that  $\alpha$  intersects, and recording the order and the transverse orientations of the intersections. That is, when  $\alpha$  crosses  $\gamma \in \mathcal{H}$ , one records  $\lambda(\gamma)$  or  $\lambda(\gamma)^{-1}$ , according to whether the orientation of  $\alpha$  matches the transverse orientation of  $\gamma$ . This map  $\phi: \pi_1(S) \rightarrow A(\Gamma)$  is called the *label-reading map with respect to* (or, *induced by*)  $(\mathcal{H}, \lambda)$ , and  $(\mathcal{H}, \lambda)$  is called a *label-reading pair with the underlying graph  $\Gamma$* . In [6], it is shown that any map  $\pi_1(S) \rightarrow A(\Gamma)$  can be realized as a label-reading map. By studying this label-reading pair, we will prove that a relative embedding of a compact hyperbolic surface group into  $A(\Gamma)$  can be promoted to an embedding of a closed hyperbolic surface group into  $A(\Gamma^*)$ , for some graph  $\Gamma^*$  which is strictly larger than  $\Gamma$  (Lemma 3.10). This plays a crucial role in the proof of the following theorem.

**Theorem 3.12.**  *$\mathcal{N}'$  is closed under complete graph amalgamation.*

$K_n \in \mathcal{N}'$ , since  $A(K_n) \cong \mathbb{Z}^n$  does not contain any non-abelian free group. A classical result of Dirac shows that any chordal graph can be constructed by taking complete graph amalgamations successively, starting from complete graphs [8, 14]. So, we have:

**Corollary 3.13.** *All chordal graphs are in  $\mathcal{N}'$ .*

Given a label-reading pair  $(\mathcal{H}, \lambda)$  inducing  $\phi: \pi_1(S) \rightarrow A(\Gamma)$ , we will define the *complexity* of  $(\mathcal{H}, \lambda)$ . A label-reading pair  $(\mathcal{H}, \lambda)$  is called *normalized* if the complexity of  $(\mathcal{H}, \lambda)$  is minimal in the lexicographical ordering, among all the label-reading pairs inducing the same map up to conjugation in  $A(\Gamma)$ . Certain properties of a label-reading map can be more easily detected by looking at this normalized label-reading pairs. An edge  $\{a, b\}$  of a graph  $\Gamma$  is called *bisimplicial* if

any vertex adjacent to  $a$  is either equal or adjacent to any vertex that is adjacent to  $b$  [13]. For  $e \in E(\Gamma)$ ,  $\dot{e}$  denote the interior of  $e$ .

**Theorem 5.1.** *Let  $e$  be a bisimplicial edge of  $\Gamma$ . If  $\Gamma \setminus \dot{e} \in \mathcal{N}'$ , then  $\Gamma \in \mathcal{N}'$ .*

A *chordal bipartite* graph is a graph that does not contain a triangle or an induced cycle of length at least 5. By definition, a chordal bipartite graph is not necessarily chordal. Any chordal bipartite graph can be obtained by successively attaching bisimplicial edges, starting from a discrete graph [13]. Using this, we prove:

**Corollary 5.2.** *All chordal bipartite graphs are in  $\mathcal{N}'$ .*

In particular, if  $\Gamma$  is chordal or chordal bipartite, then  $A(\Gamma)$  does not contain a closed hyperbolic surface group. This first appeared in [21] and also follows from [5].

We will also prove that  $\mathcal{N}'$  is closed under a certain graph operation, called *co-contraction* [22]. Using this, a lower bound for  $\mathcal{N}'$  will be given. We will provide new examples of right-angled Artin groups that contain closed hyperbolic surface groups, by using co-contraction and results in [5]. Lastly, we will describe an equivalent formulation of Conjecture 1.1. A vertex of a graph  $\Gamma$  is called *simplicial*, if the link of the vertex induces a complete subgraph of  $\Gamma$ .

**Proposition 6.4.** *The following are equivalent.*

- (i)  $\mathcal{N}$  is closed under complete graph amalgamation.
- (ii) For any graph  $\Gamma$ , if the graph obtained by removing a simplicial vertex from  $\Gamma$  is in  $\mathcal{N}$ , then  $\Gamma$  is also in  $\mathcal{N}$ .
- (iii)  $\mathcal{N}' = \mathcal{N}$

**Note.** All the results in this article, except for Example 6.3, originally appeared in the Ph.D. thesis of the author [21]. After submission of his thesis, the author came to know that Crisp, Sageev and Sapir proved similar results to Corollary 3.13 and Theorem 5.1, where  $\mathcal{N}'$  is replaced by the presumably larger class  $\mathcal{N}$  [5, Proposition 3.2 and Lemma 6.3]. A special case of Lemma 3.10 can also be deduced from [5, Theorem 4.2]. That is the case when there exists a fixed complete subgraph  $K \leq \Gamma$  and a relative embedding  $\phi : \pi_1(S) \rightarrow A(\Gamma)$  for some compact hyperbolic surface  $S$ , such that the image of each peripheral element of  $\pi_1(S)$  is conjugate into  $A(K)$ . Their work is independent from the author, and the arguments are completely different.

**Acknowledgement.** I would like to thank my Ph.D. thesis advisor, Professor Andrew Casson for sharing his deep insights and valuable advice that guided me through this work. I am also grateful to Professor Alan Reid for many helpful comments on earlier versions of this article. Lastly, I am thankful for exceptionally kind and detailed feedback from an anonymous referee, particularly for hinting Remark 3.11.

## 2. LABEL-READING MAPS

In this section, we review basic properties of label-reading maps from surface groups into right-angled Artin groups. We owe most of the definitions and the results in this section to [6].

Recall our convention that we only consider oriented surfaces. Let  $S$  be a compact surface, with an arbitrarily chosen base in its interior. From the orientation of  $S$ , the boundary components of  $S$  inherit canonical orientations, so that  $\sum[\partial_i S] = 0$  in  $H_1(S)$ . We will often abbreviate a closed curve and a properly embedded arc on  $S$  as a *curve* and an *arc*, respectively. We assume that a curve or an arc is given with an orientation, which is arbitrarily chosen unless specified. Suppose  $\Gamma$  is a graph. In  $A(\Gamma)$ , a *letter* means  $v^{\pm 1}$  for some  $v \in V(\Gamma)$ , and a *word* means a sequence of letters. A word represents an element in  $A(\Gamma)$ . A *label-reading pair on  $S$  with the underlying graph  $\Gamma$*  is a pair  $(\mathcal{H}, \lambda)$  such that  $\mathcal{H}$  is a set of simple closed curves and properly embedded arcs on  $S$ , and  $\lambda: \mathcal{H} \rightarrow V(\Gamma)$ , called the *labeling*, satisfies that  $\alpha \cap \beta \neq \emptyset$  only if  $[\lambda(\alpha), \lambda(\beta)] = 1$  in  $A(\Gamma)$ . Here, curves and arcs in  $\mathcal{H}$  with the same label are allowed to intersect. This difference from [6] leaves most of the results and the arguments in [6] still valid. We simply call  $(\mathcal{H}, \lambda)$  as a *label-reading pair* if its underlying graph is obvious from the context. For  $a \in V(\Gamma)$ , an *a-curve* and an *a-arc* in  $\mathcal{H}$  will mean a curve and an arc, respectively, labeled by  $a$ . For each based loop  $\gamma$  transversely intersecting  $\mathcal{H}$ , one follows  $\gamma$  starting from the base point; whenever  $\gamma$  intersects  $\alpha \in \mathcal{H}$ , one records  $\lambda(\alpha)$  or  $\lambda(\alpha)^{-1}$ , according to whether the orientation of  $\gamma$  coincides with the transverse orientation of  $\alpha$  or not. The word  $w_\gamma$  thus obtained is called the *label-reading* of  $\gamma$  with respect to  $(\mathcal{H}, \lambda)$ . Note that the label-reading  $w_\gamma$  can also be defined if  $\gamma$  is an oriented arc, instead of an oriented curve. The map  $\phi: \pi_1(S) \rightarrow A(\Gamma)$ , defined by  $\phi([\gamma]) = w_\gamma$ , is called *the label-reading map* with respect to  $(\mathcal{H}, \lambda)$ .

Conversely, suppose  $\phi: \pi_1(S) \rightarrow A(\Gamma)$  is an arbitrary map. Write

$$\pi_1(S) = \langle x_1, x_2, \dots, x_g, y_1, y_2, \dots, y_g, d_1, d_2, \dots, d_m \mid \prod_{i=1}^g [x_i, y_i] \prod_{i=1}^m d_i \rangle.$$

Here  $d_1, d_2, \dots, d_m$  correspond to the boundary components  $\partial_1 S, \partial_2 S, \dots, \partial_m S$  of  $S$ . Draw a *dual van Kampen diagram*  $\Delta$  for the following word in  $A(\Gamma)$  [26, 22]:

$$w = \prod_{i=1}^g [\phi(x_i), \phi(y_i)] \prod_{i=1}^m \phi(d_i).$$

Recall, this means  $\Delta$  is a disk along with a set of transversely oriented, properly embedded arcs labeled by  $V(\Gamma)$ , such that the label-reading of  $\partial\Delta$  with respect to these arcs is  $w$  (Figure 1 (a)).  $\partial\Delta$  is subdivided into segments, so that the label-reading of each segment is a letter in  $V(\Gamma)^{\pm 1}$ . Glue the boundary of  $\Delta$  by identifying  $\phi(x_i)$  with  $\phi(x_i)^{-1}$ , and also  $\phi(y_i)$  with  $\phi(y_i)^{-1}$ , as in Figure 1 (b). Then one obtains  $S$  back, with a set  $\mathcal{H}$  of transversely oriented curves and arcs on  $S$  and a labeling map  $\lambda: \mathcal{H} \rightarrow V(\Gamma)$ . It follows that  $(\mathcal{H}, \lambda)$  is a label-reading pair, and  $\phi$  is the label-reading map with respect to  $(\mathcal{H}, \lambda)$  up to conjugation in  $A(\Gamma)$ . Moreover, if  $\phi$  is a relative embedding, then for each  $i$  there exists a complete subgraph  $K \leq \Gamma$  such that  $\phi(d_i) = w_i'^{-1} w_i w_i'$  for some  $w_i \in A(K)$  and  $w_i' \in A(\Gamma)$ . In this case,  $(\mathcal{H}, \lambda)$  can be chosen so that any arc in  $\mathcal{H}$  intersecting with a boundary component  $\partial_i S$  is labeled by a letter in  $V(K)$ . This is achieved by gluing the words  $w_i'$  and  $w_i'^{-1}$  in our construction. We summarize this as follows.

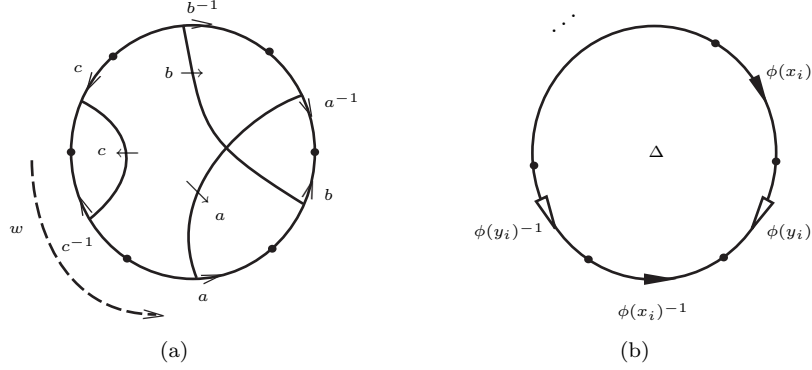


FIGURE 1. (a) A dual van Kampen diagram  $\Delta$  for the word  $w = c^{-1}aba^{-1}b^{-1}c$  in the right-angled Artin group  $\langle a, b, c \mid [a, b] = 1 \rangle$ . (b) Identifying intervals on  $\partial\Delta$ .

**Proposition 2.1** ([6, 21]). *Let  $S$  be a compact surface and  $\Gamma$  be a graph. Suppose  $\phi: \pi_1(S) \rightarrow A(\Gamma)$  is a map.*

- (1)  *$\phi$  is a label-reading map with respect to some label-reading pair  $(\mathcal{H}, \lambda)$  with the underlying graph  $\Gamma$ .*
- (2) *If  $\phi$  is a relative embedding, then one can find  $(\mathcal{H}, \lambda)$  in (1), satisfying the following: for each boundary component  $\partial_i S$ , there exists a complete subgraph  $K \leq \Gamma$  such that any arc in  $\mathcal{H}$  intersecting with  $\partial_i S$  is labeled by a vertex in  $V(K)$ .*

From now on, whenever we are given with a relative embedding  $\phi: \pi_1(S) \rightarrow A(\Gamma)$  with respect to a label-reading pair  $(\mathcal{H}, \lambda)$ , we will implicitly assume that  $(\mathcal{H}, \lambda)$  satisfies the property described in Proposition 2.1 (2).

**Notation 2.2.** Let  $S$  be a compact surface.

- (1) If  $\alpha$  and  $\beta$  are closed curves,  $\alpha \sim \beta$  means  $\alpha$  and  $\beta$  are freely homotopic.
- (2) If  $\alpha$  and  $\beta$  are properly embedded arcs,  $\alpha \sim \beta$  means  $\alpha$  and  $\beta$  are homotopic, by a homotopy leaving the endpoints of  $\alpha$  and  $\beta$  on the boundary of  $S$  (but not requiring the endpoints to be fixed).
- (3) Let  $A \subseteq S$ . We write  $\alpha \rightsquigarrow A$  and say  $\alpha$  is *homotopic into*  $A$ , if  $\alpha \sim \beta$  for some  $\beta \subseteq A$ . In particular, if  $A = \partial S$ , we say that  $\alpha$  is homotopic into the boundary of  $S$ .
- (4)  $i(\alpha, \beta) = \min\{\alpha' \cap \beta' \mid \alpha \sim \alpha' \text{ and } \beta \sim \beta'\}$ .

We say two maps  $\phi, \psi: \pi_1(S) \rightarrow A(\Gamma)$  are *equivalent* if  $\phi = i \circ \psi$  for some inner-automorphism  $i: A(\Gamma) \rightarrow A(\Gamma)$ . Note that for a fixed label-reading pair, a base change does not alter the equivalence class of the corresponding label-reading map  $\pi_1(S) \rightarrow A(\Gamma)$ . We also say two label-reading pairs are *equivalent* if they induce equivalent label-reading maps. There are certain simplifications on  $(\mathcal{H}, \lambda)$  that do not change the equivalence class (see [6] for details and proofs).

**Lemma 2.3** ([6]). *Let  $(\mathcal{H}, \lambda)$  and  $(\mathcal{H}', \lambda')$  be label-reading pairs on  $S$  with the underlying graph  $\Gamma$ . The label-reading maps induced by  $(\mathcal{H}, \lambda)$  and  $(\mathcal{H}', \lambda')$  are equivalent, if any of the following is satisfied.*

- (1)  $\mathcal{H}'$  is obtained by removing null-homotopic curves in  $\mathcal{H}$ .
- (2)  $\mathcal{H}'$  is obtained by removing  $\alpha \in \mathcal{H}$ , for some  $\alpha \rightsquigarrow \partial S$ .
- (3) Suppose  $\alpha, \beta \in \mathcal{H}$  intersect at  $p$  and have the same label  $a$ . Alter  $\alpha$  and  $\beta$  on a neighborhood  $D$  of  $p$ ; we can get  $\alpha'$  and  $\beta'$  which are labeled by  $a$  and do not intersect in  $D$ . Transverse orientations of  $\alpha'$  and  $\beta'$  are determined by those of  $\alpha$  and  $\beta$ .  $(\mathcal{H}', \lambda')$  is the label-reading pair thus obtained (Figure 2 (a)).
- (4) Suppose  $\alpha, \beta \in \mathcal{H}$  bound a bigon. Alter  $\alpha$  and  $\beta$  on a neighborhood of the bigon; we can get  $\alpha'$  and  $\beta'$  which do not intersect in that neighborhood. The labels of  $\alpha'$  and  $\beta'$  are equal to those of  $\alpha$  and  $\beta$ , respectively.  $(\mathcal{H}', \lambda')$  is the label-reading pair thus obtained (Figure 2 (b)).  $\square$

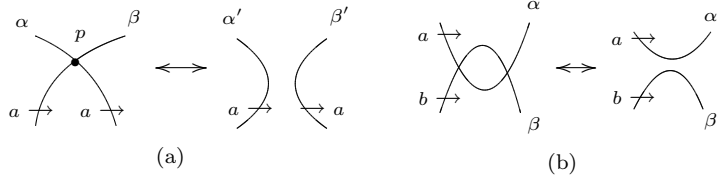


FIGURE 2. Homotopies that do not change the equivalence class of a label-reading pair. Note that (b) is allowed only when  $a = \lambda(\alpha)$  and  $b = \lambda(\beta)$  are equal or adjacent in  $\Gamma$ .

*Remark 2.4.* Let  $(\mathcal{H}, \lambda)$  be a label-reading pair on a compact surface  $S$ , inducing a label-reading map  $\phi: \pi_1(S) \rightarrow A(\Gamma)$ .

- (1) By Lemma 2.3, we will always assume that curves and arcs in  $\mathcal{H}$  are neither null-homotopic nor homotopic into the boundary. Moreover, curves and arcs in  $\mathcal{H}$  will be assumed to be minimally intersecting [2]. Curves and arcs of the same label are assumed to be disjoint, unless stated otherwise.
- (2) Let  $\gamma$  be a curve or an arc on  $S$ , such that the endpoints (meaning the base point if  $\gamma$  is a loop) are not on  $\mathcal{H}$ . If  $\gamma$  is not transverse to  $\mathcal{H}$ , we set  $w_\gamma = w_{\gamma'}$  for some  $\gamma' \sim \gamma$  such that  $\gamma'$  has the same endpoints as  $\gamma$ , and  $\gamma'$  is transverse to  $\mathcal{H}$ . This definition of  $w_\gamma \in A(\Gamma)$  does not depend on the choice of  $\gamma'$ .

### 3. $\mathcal{N}'$ IS CLOSED UNDER COMPLETE GRAPH AMALGAMATION

Recall that  $\mathcal{N}'$  denotes the class of graphs, the right-angled Artin groups on which do not allow relative embeddings of compact hyperbolic surface groups (Definition 1.2). Let  $\Gamma$  be a graph and  $S$  be a compact hyperbolic surface. Recall that  $x \in \pi_1(S)$  is called *peripheral* if  $x = [\alpha]$  for some  $\alpha$  homotopic into  $\partial S$ . We note that an embedding  $\phi: \pi_1(S) \rightarrow A(\Gamma)$  is a relative embedding if, for

each peripheral  $x \in \pi_1(\Gamma)$ , there exists a complete subgraph  $K \leq \Gamma$  such that  $\phi(x)$  is conjugate into  $A(K)$ . In this section, we examine basic combinatorial properties of  $\mathcal{N}'$ , and prove that  $\mathcal{N}'$  is closed under complete graph amalgamation. Roughly speaking, a key idea for the proof is that commutativity is scarce in surface groups. The following is immediate from the fact that any 2-generator subgroup of a compact hyperbolic surface group is free.

**Lemma 3.1.** *Let  $S$  be a compact hyperbolic surface, and  $x$  and  $y$  be commuting elements of  $\pi_1(S)$ . Then there exists  $c \in \pi_1(S)$  such that  $x, y \in \langle c \rangle$ . If  $x$  and  $y$  are further assumed to be represented by essential simple closed curves, then either  $x = y$  or  $x = y^{-1}$ .  $\square$*

Let  $\Gamma_1$  and  $\Gamma_2$  be graphs. The disjoint union of  $\Gamma_1$  and  $\Gamma_2$  is denoted by  $\Gamma_1 \sqcup \Gamma_2$ . We define  $\text{JOIN}(\Gamma_1, \Gamma_2)$  to be the graph obtained by taking the disjoint union of  $\Gamma_1$  and  $\Gamma_2$  and adding the edges in  $\{\{v_1, v_2\} \mid v_1 \in V(\Gamma_1), v_2 \in V(\Gamma_2)\}$ . This means,

$$\text{JOIN}(\Gamma_1, \Gamma_2) = \overline{\overline{\Gamma_1 \sqcup \Gamma_2}}.$$

**Proposition 3.2.** *If  $\Gamma_1, \Gamma_2 \in \mathcal{N}'$ , then  $\text{JOIN}(\Gamma_1, \Gamma_2) \in \mathcal{N}'$ .*

*Proof.* Suppose  $\Gamma = \text{JOIN}(\Gamma_1, \Gamma_2) \notin \mathcal{N}'$ . One can find a relative embedding  $\phi: \pi_1(S) \rightarrow A(\Gamma) \cong A(\Gamma_1) \times A(\Gamma_2)$  for some hyperbolic surface  $S$ . Let  $(\mathcal{H}, \lambda)$  be a label-reading pair inducing  $\phi$ , and  $p_i: A(\Gamma) \rightarrow A(\Gamma_i)$  be the projection map.

We claim that  $p_1 \circ \phi$  or  $p_2 \circ \phi$  is injective. Suppose not, and choose  $1 \neq a_1 \in \ker(p_1 \circ \phi)$  and  $1 \neq a_2 \in \ker(p_2 \circ \phi)$ . Write  $\phi(a_1) = (1, b_2)$  and  $\phi(a_2) = (b_1, 1)$  for some non-trivial  $b_i \in A(\Gamma_i)$ ,  $i = 1, 2$ .  $\phi[a_1, a_2] = [\phi(a_1), \phi(a_2)] = [(1, b_2), (b_1, 1)] = 1$ . Since  $S$  is hyperbolic and  $\phi$  is an embedding,  $a_1, a_2 \in \langle c \rangle$  for some  $c \in \pi_1(S)$  (Lemma 3.1). Hence  $\langle \phi(a_1), \phi(a_2) \rangle \subseteq \langle \phi(c) \rangle \cong \mathbb{Z}$ , which contradicts to  $\mathbb{Z} \times \mathbb{Z} \cong \langle (1, b_2), (b_1, 1) \rangle = \langle \phi(a_1), \phi(a_2) \rangle$ .

Without loss of generality, we may assume that  $p_1 \circ \phi$  is injective. The label-reading map  $\pi_1(S) \rightarrow A(\Gamma_1)$  obtained by removing curves and arcs in  $\mathcal{H}$  labeled by  $V(\Gamma_2)$  is injective. So  $\Gamma_1 \notin \mathcal{N}'$ .  $\square$

Since  $K_1 \in \mathcal{N}'$ , it follows from Proposition 3.2 that  $K_n \in \mathcal{N}'$  for any  $n$ . This can also be seen by noting that  $A(K_n) \cong \mathbb{Z}^n$  does not contain a closed hyperbolic surface group or a non-abelian free group.

For the rest of this section, we will prove that  $\mathcal{N}'$  is closed under complete graph amalgamation. For a graph  $\Gamma$ , the set of all vertices adjacent to  $a \in V(\Gamma)$  will be denoted by  $\text{LINK}(a)$ .

**Definition 3.3** ([14]). A vertex  $a$  of a graph  $\Gamma$  is called *simplicial* if  $\text{LINK}(a)$  induces a complete subgraph of  $\Gamma$ .

A set of pairwise non-adjacent vertices in a graph is said to be *independent*.

**Lemma 3.4.** *Let  $\Gamma$  and  $\Gamma'$  be graphs such that  $\Gamma'$  is obtained by removing a set of independent simplicial vertices in  $\Gamma$ . If  $\Gamma' \in \mathcal{N}'$ , then  $\Gamma \in \mathcal{N}'$ .*

*Proof.* Let  $\Gamma'$  be the induced subgraph of  $\Gamma$  on  $V(\Gamma) \setminus \{a_1, \dots, a_r\}$ , where  $a_1, \dots, a_r$  are independent simplicial vertices of  $\Gamma$ . Suppose  $\Gamma \notin \mathcal{N}'$ .



First, consider the case when  $r = 1$ . Let  $a = a_1$ . One can find a compact hyperbolic surface  $S$  and a relative embedding  $\phi: \pi_1(S) \rightarrow A(\Gamma)$  induced by a label-reading pair  $(\mathcal{H}, \lambda)$ . Put  $\mathcal{H}_a = \lambda^{-1}(a)$ .

*Case 1.  $\mathcal{H}_a$  consists of simple closed curves only.*

Choose a connected component  $S'$  of  $S \setminus (\cup \mathcal{H}_a)$ , so that  $S'$  is hyperbolic. The curves and arcs in the set  $(\cup \mathcal{H}) \cap S'$  naturally inherit transverse orientations and labels from those of  $(\mathcal{H}, \lambda)$ , and so determine a label-reading pair  $(\mathcal{H}', \lambda')$  inducing  $\phi': \pi_1(S') \rightarrow A(\Gamma')$ .  $\phi'$  is injective, since  $\phi'$  is a restriction of  $\phi$  up to equivalence.

A simple closed curve in  $\mathcal{H}_a$  intersects with a curve in  $\mathcal{H}$  labeled by a vertex in  $\text{LINK}(a)$ . Each boundary component  $\partial_i S'$  of  $S'$  either is a boundary component of  $S$ , or comes from a curve in  $\mathcal{H}_a$ . In the latter case, any curve in  $\mathcal{H}'$  intersecting with  $\partial_i S'$  must be labeled by a vertex in  $\text{LINK}(a)$ . Since  $\text{LINK}(a)$  induces a complete graph in  $\Gamma'$ ,  $\phi'$  is a relative embedding. This implies  $\Gamma' \notin \mathcal{N}'$ .

*Case 2.  $\mathcal{H}_a$  contains a properly embedded arc  $\alpha$ .*

Suppose  $\alpha$  joins the boundary components  $\partial_1 S$  and  $\partial_2 S$ . Here,  $\alpha$  is an essential arc, but it is possible that  $\partial_1 S = \partial_2 S$ . Since  $\phi$  is a relative embedding, any curve or arc in  $\mathcal{H}$  intersecting with  $\partial_1 S$  or  $\partial_2 S$  is labeled by a vertex in  $\text{LINK}(a) \cup \{a\}$ . From the definition of a label-reading pair, the label-reading of  $\alpha$  is in  $\langle \text{LINK}(a) \rangle$ . Choose  $\delta_1 \sim \partial_1 S$  and  $\delta_2 \sim \partial_2 S$ , such that  $\delta_1$  and  $\delta_2$  have the same basepoint, and transversely intersect  $\mathcal{H}$ . Moreover, we assume that  $\delta_1$  and  $\delta_2$  are sufficiently close to  $\partial_1 S$  and  $\alpha \cdot \partial_2 S \cdot \alpha^{-1}$  respectively, so that  $w_{\delta_1}$  and  $w_{\delta_2}$  are in  $\langle \text{LINK}(a) \cup \{a\} \rangle$  (Figure 3). Since  $a$  is simplicial,  $\langle \text{LINK}(a) \cup \{a\} \rangle$  is free abelian, and  $\phi([\delta_1], [\delta_2]) = [w_{\delta_1}, w_{\delta_2}] = 1$ . The injectivity of  $\phi$  implies  $[[\delta_1], [\delta_2]] = 1$ , which is impossible unless  $\delta_1 \sim \delta_2^{\pm 1}$  and  $S$  is an annulus (Lemma 3.1).

In the case when  $r > 1$ , note that  $a_r$  is a simplicial vertex of the induced subgraph on  $V(\Gamma) \setminus \{a_1, a_2, \dots, a_{r-1}\}$ . An inductive argument shows that  $\Gamma' \notin \mathcal{N}'$ .  $\square$

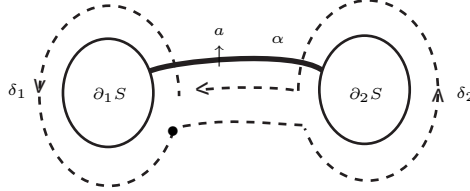


FIGURE 3. Proof of Lemma 3.4

Using the next two lemmas, we will prove a general fact (Lemma 3.7) on the fundamental group of a hyperbolic surface with boundary. For a set  $X$ , the *period* of a finite sequence  $f: \{1, 2, \dots, M\} \rightarrow X$  is the *smallest* positive number  $p$  such that  $f(i) = f(i + p)$  whenever  $i$  and  $i + p$  are in  $\{1, 2, \dots, M\}$ . The following combinatorial lemma asserts that if two finite sequences coincide at consecutive terms the number of which is larger than the sum of the periods, then one sequence is a translation of the other.

**Lemma 3.5.** *Let  $X$  be a set, and  $M_1, M_2 > 0$ . For  $i = 1, 2$ , let  $A_i = \{1, 2, \dots, M_i\}$ , and  $f_i : A_i \rightarrow X$  be a finite sequence with the period  $p_i$ . Suppose there exist integers  $u$  and  $v$  such that for each  $i = v + 1, v + 2, \dots, v + p_1 + p_2$ , we have  $i \in A_1$ ,  $u + i \in A_2$  and  $f_1(i) = f_2(u + i)$ . Then  $p_1 = p_2$ , and  $f_1(i) = f_2(u + i)$  whenever  $i \in A_1$ ,  $u + i \in A_2$ .*

*Proof.* We may assume  $p_1 \leq p_2$ . Suppose  $i, i + p_1 \in A_2$ . There exists some  $q$  such that  $u + v + 1 \leq i + p_2q \leq u + v + p_2$ . Then  $f_2(i + p_1) = f_2(i + p_1 + p_2q) = f_1(i + p_1 + p_2q - u) = f_1(i + p_2q - u) = f_2(i + p_2q) = f_2(i)$ . Note that we used the conditions that  $v + 1 + p_1 \leq i + p_1 + p_2q - u \leq v + p_1 + p_2$  and  $v + 1 \leq i + p_2q - u \leq v + p_2$ . This shows that  $p_1$  is also the period of  $f_2$ , and so,  $p_1 = p_2$ . Now suppose  $i \in A_1$  and  $u + i \in A_2$ . For some  $q'$ ,  $v + 1 \leq i + p_2q' \leq v + p_2$ . Hence,  $f_1(i) = f_1(i + p_2q') = f_2(u + i + p_2q') = f_2(u + i)$ .  $\square$

Recall that two elements in a free group are said to be *independent* if they do not have non-trivial conjugate powers. In the following lemma, the special case when  $u_1 = u_2 = \dots = u_m$  is first proved in [1]. This case was further generalized to any word-hyperbolic group in [16]. The following proof uses a similar idea to [16].

**Lemma 3.6.** *Let  $F$  be a free group. Suppose  $u_1, \dots, u_m \in F \setminus \{1\}$ , satisfying that any pair  $u_i$  and  $u_j$  are either equal or independent. Set  $u_0 = u_m$ . Choose  $b_1, \dots, b_m \in F$  such that  $u_{i-1} = u_i$  only if  $[b_i, u_i] \neq 1$ . Then there exists  $N > 0$  such that for any  $|n_1|, \dots, |n_m| > N$ ,  $b_1 u_1^{n_1} b_2 u_2^{n_2} \cdots b_m u_m^{n_m}$  is non-trivial in  $F$ .*

*Proof.* We may assume that each  $u_i$  is cyclically reduced and not a proper power. For  $g \in F$ ,  $|g|$  denotes the word-length of  $g$ . Let  $N$  be a sufficiently large integer which will be determined later in the proof, and  $|n_1|, \dots, |n_m| > N$ . Suppose  $w = b_1 u_1^{n_1} b_2 u_2^{n_2} \cdots b_m u_m^{n_m}$  is trivial in  $F$ . Consider a dual van Kampen diagram  $\Delta$  of  $w$ , which is a disk along with disjoint properly embedded arcs. The boundary  $\partial\Delta$  is divided into segments, each of which intersects with only one properly embedded arc. For each  $i$ , the interval  $u_i^{n_i}$  on  $\partial\Delta$  intersects with  $|n_i||u_i|$  arcs. Since  $u_i$  is cyclically reduced, no arc intersects  $u_i^{n_i}$  twice. Hence there exists  $j$  such that there are at least

$$M = \frac{1}{n} (|n_i||u_i| - \sum_k |b_k|)$$

arcs joining  $u_i^{n_i}$  and  $u_j^{n_j}$ . If two arcs  $\alpha$  and  $\beta$  join  $u_i^{n_i}$  and  $u_j^{n_j}$ , then so does any arc between  $\alpha$  and  $\beta$ . This means  $u_i^{n_i}$  and  $u_j^{-n_j}$  have a common subword of length at least  $M$ . The word  $u_i^{n_i}$  is a finite sequence of the period  $|u_i|$ . Since  $|u_i| \neq 0$ , one can choose a sufficiently large  $N$  such that  $M > \sum_k |u_k|$ . Lemma 3.5 implies that  $u_i$  is a cyclic conjugation of  $u_j^{\pm 1}$ . By the independence of  $u_i$  and  $u_j$ ,  $u_i = u_j$ . Note that such  $j$  exists for any  $i$ . So, if one chooses such a pair  $(i, j)$  which is innermost, then  $j = i + 1$  or  $j = i - 1$ . Assume  $j = i - 1$ . In  $\Delta$ , some arcs join an interval of the form  $u_i^k$  in  $u_i^{n_i}$  to an interval in  $u_{i-1}^{n_{i-1}}$ . By cutting  $\Delta$  along these arcs, one obtains another dual van Kampen diagram for some word of the form  $u_{i-1}^p b_i u_i^q = u_i^p b_i u_i^q$ . Here,  $u_{i-1}^p$  and  $u_i^q$  are subwords of  $u_{i-1}^{n_{i-1}}$  and  $u_i^{n_i}$ , respectively. We have  $u_i^p b_i u_i^q = 1$ , which is a contradiction to  $[b_i, u_i] \neq 1$ .  $\square$

For a compact surface  $S$ ,  $D(S)$  denotes the double of  $S$  along  $\partial S$ . The following lemma is well-known when the surface  $S$  has only one boundary component [28, 1].

**Lemma 3.7.** *Let  $S$  be a surface with the boundary components  $\partial_1 S, \dots, \partial_m S$ .  $q : D(S) \rightarrow S$  denotes the natural quotient map. Let  $T_i : D(S) \rightarrow D(S)$  be the Dehn twist along  $\partial_i S \subseteq D(S)$ . Then for any  $x \in \pi_1(D(S))$  there exists  $N > 0$  such that whenever  $|n_1|, \dots, |n_m| > N$ ,  $(q \circ T_1^{n_1} \circ \dots \circ T_m^{n_m})_*(x) \neq \{1\}$ .*

*Proof.* Put  $\pi_1(S) = \langle x_1, x_2, \dots, x_g, y_1, y_2, \dots, y_g, d_1, d_2, \dots, d_m \mid \prod [x_i, y_i] \prod d_i = 1 \rangle$ , where  $d_i$  is represented by a loop freely homotopic to  $\partial_i S$ . Let  $h : S' \rightarrow S$  be a homeomorphism, such that  $D(S) = S \cup S'$  glued along  $\partial_i S = \partial_i S'$  for each  $i$ . Let  $v$  be the base point of  $S$ , and  $v'$  be its image in  $S'$ . One can find arcs  $\delta_1, \delta_2, \dots, \delta_m$  joining  $v$  to  $v'$  in  $D(S)$  such that (Figure 4),

- (i)  $\delta_i$  and  $\partial_j S$  intersect if and only if  $i = j$ ,
- (ii)  $[q \circ T_1^{n_1} \circ \dots \circ T_m^{n_m}(\delta_i)] = [q \circ T_i^{n_i}(\delta_i)] = d_i^{n_i}$ .

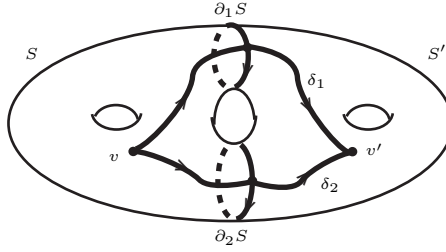


FIGURE 4. The double of a surface.

Choose any  $x \in \pi_1(D(S))$ . For some  $l \geq 0$  and  $1 \leq i_1, i_2, \dots, i_{2l} \leq m$ ,  $x$  can be represented as a concatenation of arcs :  $x = \beta_1 \cdot \delta_{i_1} \cdot \beta_2 \cdot \delta_{i_2}^{-1} \dots \beta_{2l} \cdot \delta_{i_{2l}}^{-1}$ . Here,  $\beta_1, \beta_3, \beta_5, \dots$  are loops in  $S$  based at  $v$ , and  $\beta_2, \beta_4, \beta_6, \dots$  are loops in  $S'$  based at  $v'$ . By choosing the minimal  $l$ , one may assume that if  $i_{k-1} = i_k$  then  $\beta_k$  is not homotopic into  $\partial_{i_k} S = \partial_{i_k} S'$ . One can write

$$(q \circ T_1^{n_1} \circ \dots \circ T_m^{n_m})_*(x) = [\beta_1] d_{i_1}^{n_{i_1}} [h(\beta_2)] d_{i_2}^{-n_{i_2}} \dots [h(\beta_{2l})] d_{i_{2l}}^{-n_{i_{2l}}}.$$

By applying Lemma 3.6 to the free group  $\pi_1(S)$ , one sees that  $(q \circ T_1^{n_1} \circ \dots \circ T_m^{n_m})_*(x) \neq 1$  for sufficiently large  $n_i$ .  $\square$

From now on, we denote the set of *maximal* complete subgraphs of  $\Gamma$  by  $\mathcal{K}(\Gamma)$ . We define a graph operation, called *simplicial extension*.

**Definition 3.8.** Let  $\Gamma$  be a graph. Define the *simplicial extension* of  $\Gamma$ , denoted by  $\Gamma^*$ , to be the graph having the following vertex and edge sets.

- (i)  $V(\Gamma^*) = V(\Gamma) \sqcup \{v_{K,u} \mid K \in \mathcal{K}(\Gamma), u \in V(K)\}$
- (ii)  $E(\Gamma^*) = E(\Gamma) \sqcup \{\{v_{K,u}, u'\} \mid K \in \mathcal{K}(\Gamma), u, u' \in V(K)\}$

$\Gamma^*$  is obtained from  $\Gamma$  by adding a simplicial vertex (denoted by  $v_{K,u}$ ) for each pair of a maximal complete subgraph  $K$  and a vertex  $u$  of  $K$ ; see Figure 5. We first make a graph theoretical observation regarding simplicial extensions.

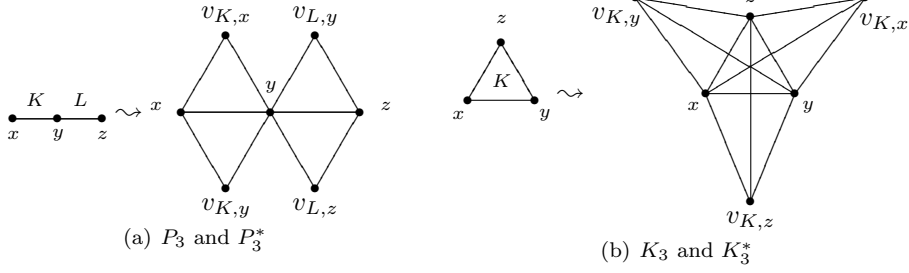


FIGURE 5. Examples of simplicial extensions.

**Lemma 3.9** (decomposing  $\Gamma^*$ ). *Suppose  $\Gamma$  is a complete graph amalgamation of  $\Gamma_1$  and  $\Gamma_2$ . Then  $\Gamma^*$  is a complete graph amalgamation of  $\Gamma_1^*$  and  $\Gamma_2^*$  such that for each  $i$ ,*

- (i)  $\Gamma_i \leq \Gamma_i^* \leq \Gamma_i^*$ ,
- (ii)  $V(\Gamma_i^*) \setminus V(\Gamma_i)$  is a set of independent simplicial vertices of  $\Gamma_i^*$ .

*Proof.* Let  $K = \Gamma_1 \cap \Gamma_2$ . We may assume that  $K \neq \emptyset$ . Note that  $\mathcal{K}(\Gamma_1) \cap \mathcal{K}(\Gamma_2) \subseteq \{K\}$  and  $\mathcal{K}(\Gamma) \subseteq \mathcal{K}(\Gamma_1) \cup \mathcal{K}(\Gamma_2) \subseteq \mathcal{K}(\Gamma) \cup \{K\}$

*Case 1.*  $K \in \mathcal{K}(\Gamma_1) \cup \mathcal{K}(\Gamma_2)$ .

We may assume  $K \in \mathcal{K}(\Gamma_1)$ . Then,  $K$  is maximal in  $\Gamma_2$  if and only if  $K$  is maximal in  $\Gamma$ . Combining this with  $\mathcal{K}(\Gamma_2) \subseteq \mathcal{K}(\Gamma_1) \cup \mathcal{K}(\Gamma_2) \subseteq \mathcal{K}(\Gamma) \cup \{K\}$ , one has  $\mathcal{K}(\Gamma_2) \subseteq \mathcal{K}(\Gamma)$ . Define  $\Gamma_1'$  to be the graph obtained from  $\Gamma_1^*$  by removing the simplicial vertices  $\{v_{K,u} \mid u \in V(K)\}$ . Put  $\Gamma_2' = \Gamma_2^*$ .  $\Gamma_1' \cap \Gamma_2' = \Gamma_1 \cap \Gamma_2 = K$ . Moreover,  $V(\Gamma^*) \subseteq V(\Gamma_1' \cup \Gamma_2') \cup \{v_{K,u} \mid u \in V(K)\}$ . Since  $\mathcal{K}(\Gamma_1) \setminus \{K\} \subseteq \mathcal{K}(\Gamma)$  and  $\mathcal{K}(\Gamma_2) \subseteq \mathcal{K}(\Gamma)$ ,  $\Gamma_1' \cup \Gamma_2' \subseteq \Gamma^*$ . If  $K \notin \mathcal{K}(\Gamma)$ , then  $v_{K,u} \notin V(\Gamma^*)$  for each  $u \in V(K)$ , and so,  $V(\Gamma^*) \subseteq V(\Gamma_1' \cup \Gamma_2')$ . If  $K \in \mathcal{K}(\Gamma)$ , then  $K \in \mathcal{K}(\Gamma_2)$  and  $v_{K,u} \in V(\Gamma_2')$  for each  $u \in V(K)$ ; this implies  $V(\Gamma^*) \subseteq V(\Gamma_1' \cup \Gamma_2') \cup \{v_{K,u} \mid u \in V(K)\} = V(\Gamma_1' \cup \Gamma_2')$ . It follows that  $\Gamma^* = \Gamma_1' \cup \Gamma_2'$ .

*Case 2.*  $K \notin \mathcal{K}(\Gamma_1) \cup \mathcal{K}(\Gamma_2)$

In this case,  $\mathcal{K}(\Gamma) = \mathcal{K}(\Gamma_1) \sqcup \mathcal{K}(\Gamma_2)$ . Hence,  $\Gamma^* = \Gamma_1^* \cup \Gamma_2^*$  and  $\Gamma_1^* \cap \Gamma_2^* = \Gamma_1 \cap \Gamma_2 = K$ . Set  $\Gamma_1' = \Gamma_1^*$  and  $\Gamma_2' = \Gamma_2^*$ .  $\square$

Lemma 3.10 is a key step for the proof of Theorem 3.12. The lemma states that a relative embedding of a compact hyperbolic surface group into  $A(\Gamma)$  can be “promoted” to an embedding of a closed hyperbolic surface group into  $A(\Gamma^*)$ .

**Lemma 3.10.** *Let  $\Gamma$  be a graph. Then  $\Gamma \in \mathcal{N}'$  if and only if  $\Gamma^* \in \mathcal{N}$ .*

*Proof.* ( $\Rightarrow$ ) Suppose  $\Gamma \in \mathcal{N}'$ .  $\Gamma$  is obtained from  $\Gamma^*$  by removing a set of independent simplicial vertices. By Lemma 3.4,  $\Gamma^* \in \mathcal{N}' \subseteq \mathcal{N}$ .

( $\Leftarrow$ ) Suppose  $\Gamma \notin \mathcal{N}'$ . Fix a compact hyperbolic surface  $S$  and a relative embedding  $\phi : \pi_1(S) \rightarrow A(\Gamma)$ , which is a label-reading map with respect to  $(\mathcal{H}, \lambda)$ . Denote the boundary components of  $S$  by  $\partial_1 S, \partial_2 S, \dots, \partial_m S$ . Recall  $\partial S$  is oriented so that  $\sum [\partial_i S] = 0$  in  $H_1(S)$ . Since  $\phi$  is a relative embedding, we may assume that for each boundary component  $\partial_i S$  of  $S$ , there exists a complete subgraph  $K$

of  $\Gamma$  such that the curves and the arcs in  $\mathcal{H}$  intersecting with  $\partial_i S$  are labeled by  $V(K)$ .

Let  $S'$  be a surface homeomorphic to  $S$  by a homeomorphism  $g : S \rightarrow S'$ . Put  $\partial_i S' = g(\partial_i S)$ . We consider  $D(S)$  as the union of  $S, S'$  and the annuli  $A_1, A_2, \dots, A_m$ . Here,  $A_i$  is parametrized by  $f_i : [-1, 1] \times S^1 \rightarrow A_i$ , such that  $f_i(-1 \times S^1)$  and  $f_i(1 \times S^1)$  are glued to  $\partial_i S$  and  $\partial_i S'$ , respectively. We will define a label-reading pair  $(\mathcal{H}', \lambda')$  on  $D(S)$ , which restricts to  $(\mathcal{H}, \lambda)$  on  $S$ . To do this, we will write  $\mathcal{H}' = \mathcal{H}'_1 \cup \mathcal{H}'_2 \cup \mathcal{H}'_3$  as follows.

$\mathcal{H}'_1$  will be the collection of the simple closed curves  $\gamma$  and  $g(\gamma)$ , for all simple closed curves  $\gamma \in \mathcal{H}$ . Here, we let  $\gamma$  and  $g(\gamma)$  in  $\mathcal{H}'_1$  inherit the label and the transverse orientation of  $\gamma \in \mathcal{H}$ .

To define  $\mathcal{H}'_2$ , let  $\gamma \in \mathcal{H}$  be a properly embedded arc, joining  $\partial_i S$  and  $\partial_j S$ . Let  $f_i(-1 \times p_i)$  and  $f_j(-1 \times p_j)$  be the intersection of  $\gamma$  with  $\partial_i S$  and  $\partial_j S$ , respectively. There exists a simple closed curve  $\tilde{\gamma}$  on  $D(S)$  obtained by taking a concatenation of  $\gamma, f_j([-1, 1] \times p_j), g(\gamma^{-1})$  and  $f_i([-1, 1] \times p_i)$ . Again, we let  $\tilde{\gamma}$  inherit the label and the transverse orientation of  $\gamma$ , and define  $\mathcal{H}'_2$  to be the union of all such simple closed curves  $\tilde{\gamma}$  on  $D(S)$ , where the union is taken over all properly embedded arcs  $\gamma \in \mathcal{H}$ .

Now we define  $\mathcal{H}'_3$  as follows. Consider any boundary component  $\partial_i S$ , and let  $\beta_1, \beta_2, \dots, \beta_s \subseteq S$  be the properly embedded arcs in  $\mathcal{H}$  intersecting with  $\partial_i S$ . There exists a (possibly non-unique) maximal complete subgraph  $K \leq \Gamma$  such that  $\lambda(\beta_j) \in V(K)$  for all  $j$ . We choose disjoint essential simple closed curves  $\alpha_1, \dots, \alpha_s$  in the interior of  $A_i$ , and let  $\lambda'(\alpha_j) = v_{K, \lambda(\beta_j)} \in V(\Gamma^*)$ , for each  $j$ . Moreover, we let the transverse orientation of  $\alpha_j$  be from  $f_i(-1 \times S^1)$  to  $f_i(1 \times S^1)$ , if the transverse orientation of  $\beta_j$  coincides with the orientation of  $\partial_i S$ , and be the opposite otherwise (Figure 6 (a)). Let  $\mathcal{H}'_3$  be the union of all such  $\alpha_j$ 's, where the union is taken over all the boundary components  $\partial_1 S, \dots, \partial_m S$ . In this way, we have defined a set of transversely oriented curves and arcs  $\mathcal{H}' = \mathcal{H}'_1 \cup \mathcal{H}'_2 \cup \mathcal{H}'_3$  and a labeling  $\lambda' : \mathcal{H}' \rightarrow V(\Gamma^*)$ .

Let  $\phi' : \pi_1(D(S)) \rightarrow A(\Gamma^*)$  be the label-reading map with respect to  $(\mathcal{H}', \lambda')$ . Fix any  $n > 0$ . Define  $p_n : A(\Gamma^*) \rightarrow A(\Gamma)$  by  $p_n(a) = a$  for  $a \in V(\Gamma)$ , and  $p_n(v_{K,u}) = u^n$  for  $K \in \mathcal{K}(\Gamma)$  and  $u \in V(K)$ . Let  $T_i$  be the Dehn Twist of  $D(S)$  along  $\partial_i S$ , and  $T = T_1 \circ T_2 \circ \dots \circ T_m$ .

**Claim.** *The following diagram commutes up to equivalence.*

$$\begin{array}{ccc} \pi_1(D(S)) & \xrightarrow{\phi'} & A(\Gamma^*) \\ \downarrow (q \circ T^n)_* & & \downarrow p_n \\ \pi_1(S) & \xrightarrow{\phi} & A(\Gamma) \end{array}$$

Note that  $\phi \circ q_*$  is the label-reading map with respect to the pair  $(\mathcal{H}'_1 \cup \mathcal{H}'_2, \lambda')$ . Similarly,  $\phi \circ (q \circ T^n)_*$  is the label-reading map with respect to the pair consisting of the set  $T^{-n}(\mathcal{H}'_1 \cup \mathcal{H}'_2)$ , and the labeling map  $\lambda' \circ T^n$ .

Let  $\alpha \in \mathcal{H}'_3$  be any simple closed curve inside an annulus, say  $A_i$ . Write  $\lambda'(\alpha) = v_{K,u}$  for some  $K \in \mathcal{K}(\Gamma)$  and  $u \in V(K)$ . Consider  $n$  copies of disjoint essential simple closed curves  $\tilde{\alpha}_1, \tilde{\alpha}_2, \dots, \tilde{\alpha}_n \subseteq A_i$ , with the same transverse orientation as

$\alpha$ . Label  $\tilde{\alpha}_1, \tilde{\alpha}_2, \dots, \tilde{\alpha}_n$  by  $u$ . Define  $\mathcal{C}_n$  to be the union of all such  $\tilde{\alpha}_j$ 's, where the union is taken over all the simple closed curves  $\alpha \in \mathcal{H}'_3$ . Then  $\mathcal{H}'_1 \cup \mathcal{H}'_2 \cup \mathcal{C}_n$  with the transverse orientations and the labeling defined so far determines a label-reading map  $\psi : \pi_1(D(S)) \rightarrow A(\Gamma)$ . Note that two curves or arcs of the same label are not necessarily disjoint in this label-reading pair (Figure 6 (b)). From the construction,  $\psi = p_n \circ \phi'$ .

From Lemma 2.3 (3), one immediately sees that  $\psi$  is equivalent to the label-reading map with respect to  $(T^{-n}(\mathcal{H}'_1 \cup \mathcal{H}'_2), \lambda' \circ T^n)$  (Figure 6 (c)). Therefore,  $p_n \circ \phi'(x)$  is equivalent to  $\phi \circ (q \circ T^n)_*(x)$ . The claim is proved.

Now suppose  $x$  is a non-trivial element in  $\pi_1(D(S))$ . By Lemma 3.7, there exists  $n \geq 0$  such that  $(q \circ T^n)_*(x) = (q \circ T_1^n \circ T_2^n \circ \dots \circ T_m^n)_*(x) \neq 1$ . The injectivity of  $\phi$  and the commutativity of the diagram above imply that  $\phi'(x)$  is non-trivial. Hence,  $\phi'$  is injective, and so,  $\Gamma^* \notin \mathcal{N}$ .  $\square$

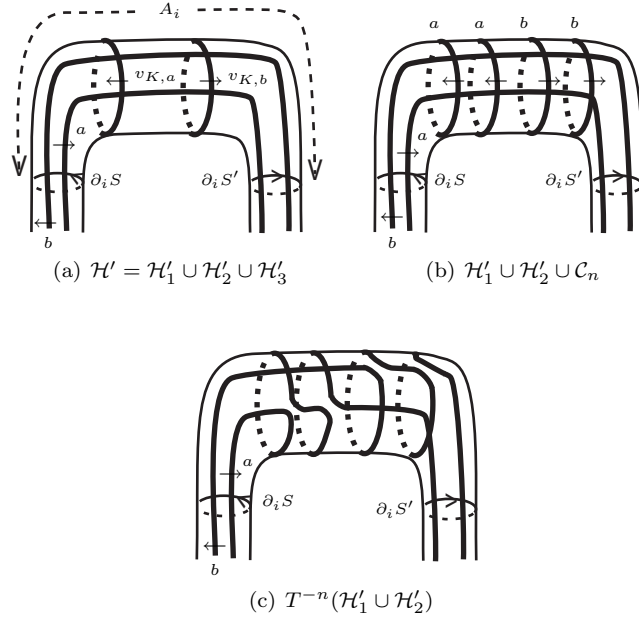


FIGURE 6. Defining a label-reading pair  $(\mathcal{H}', \lambda')$  on  $D(S)$ . (b) and (c) show equivalent label-reading pairs.

*Remark 3.11.* Lemma 3.7 is interesting in its own right, and naturally used to prove Lemma 3.10. One can also see that  $\phi'$  is injective in the above proof by a method from [5], rather than resorting to Lemma 3.7, as is briefly discussed below. The labels of the curves inside two different annuli  $A_i$  and  $A_j$  are either simplicial vertices joined to the same maximal complete subgraph of  $\Gamma$ , or disjoint and independent. Now suppose  $\phi'_*[\alpha] = 1$ , for some  $[\alpha] \in \pi_1(D(S)) \setminus \{1\}$ . By the solution to the word problem for right-angled Artin groups,  $\alpha$  has an essential

subarc  $\beta$  (in  $S$  or  $S'$ ) satisfying the following:  $\beta$  intersects boundary components  $\partial_i S$  and  $\partial_j S$ , such that the curves inside  $A_i$  and  $A_j$  are labeled by simplicial vertices joined to the same maximal complete subgraph  $K$  of  $\Gamma$  and the label-reading by  $(\mathcal{H}, \lambda)$  of  $\beta$  is in  $A(K)$  (note that  $i = j$  may occur). This implies that any arc intersecting with  $\partial_i S$  or  $\partial_j S$  is labeled by a vertex of  $K$ . Orient  $\beta$  from  $\partial_i S$  to  $\partial_j S$ . Then the label-reading by  $(\mathcal{H}, \lambda)$  of  $\beta \cdot \partial_j S \cdot \beta^{-1}$  and  $\partial_i S$  are both in  $A(K)$ , and so, commute. This will contradict to the injectivity of  $\phi$ .

**Theorem 3.12.**  $\mathcal{N}'$  is closed under complete graph amalgamation.

*Proof.* Let  $\Gamma, \Gamma_1$  and  $\Gamma_2$  be graphs, such that  $\Gamma$  is a complete graph amalgamation of  $\Gamma_1$  and  $\Gamma_2$ . We will show that  $\Gamma \in \mathcal{N}'$  if and only if  $\Gamma_1, \Gamma_2 \in \mathcal{N}'$ .

( $\Rightarrow$ ) Obvious, since  $\Gamma_i \leq \Gamma$ .

( $\Leftarrow$ ) Assume  $\Gamma \notin \mathcal{N}'$ . By Lemma 3.10,  $\Gamma^* \notin \mathcal{N}$ .  $\Gamma^*$  is a complete graph amalgamation of induced subgraphs  $\Gamma'_1 \geq \Gamma_1$  and  $\Gamma'_2 \geq \Gamma_2$ , as in Lemma 3.9. By Lemma 1.3, we may assume  $\Gamma'_1 \notin \mathcal{N}'$ . Since  $\Gamma'_1$  can be obtained by adding independent simplicial vertices to  $\Gamma_1$ , Lemma 3.4 implies  $\Gamma_1 \notin \mathcal{N}'$   $\square$

**Corollary 3.13.** Any chordal graph is in  $\mathcal{N}'$ .

*Proof.* Note that each complete graph is in  $\mathcal{N}'$ , since free abelian groups do not contain closed hyperbolic surface group or non-abelian free groups. For each chordal graph  $\Gamma$ , either  $\Gamma$  is complete or  $\Gamma$  can be written as a complete graph amalgamation  $\Gamma = \Gamma_1 \cup \Gamma_2$  of proper induced subgraphs  $\Gamma_1$  and  $\Gamma_2$  [8]. By Theorem 3.12, an inductive argument shows that  $\Gamma$  is in  $\mathcal{N}'$ .  $\square$

In particular,  $A(\Gamma)$  does not contain a closed hyperbolic surface group if  $\Gamma$  is chordal. The condition that the underlying graph  $\Gamma$  is chordal is equivalent to two important group theoretic properties on  $A(\Gamma)$ . Namely,  $\Gamma$  is chordal, if and only if  $A(\Gamma)$  is coherent [9], if and only if  $A(\Gamma)$  has a free commutator subgroup [27].

#### 4. NORMALIZED LABEL-READING PAIRS

In this section, we let  $\Gamma$  be a graph and  $S$  be a compact surface. For a given label-reading pair on  $S$  with the underlying graph  $\Gamma$ , we will consider a simplification (called, *normalization*) of the label-reading pair, without changing the equivalence class of the induced label-reading map (Definition 4.2). Lemma 4.3 and 4.7 will be crucially used in Section 5.

**Definition 4.1** (regular label-reading pair). A label-reading pair  $(\mathcal{H}, \lambda)$  on  $S$  with the underlying graph  $\Gamma$  is called *regular*, if the following are satisfied.

- (i) The induced label-reading map  $\phi : \pi_1(S) \rightarrow A(\Gamma)$  is injective.
- (ii) The curves and the arcs in  $\mathcal{H}$  are neither null-homotopic nor homotopic into the boundary.
- (iii) Any curves and arcs in  $\mathcal{H}$  are minimally intersecting. This means that for any  $\alpha \neq \beta$  in  $\mathcal{H}$ ,  $|\alpha \cap \beta| = i(\alpha, \beta)$ .
- (iv) Two curves or arcs of the same label do not intersect.
- (v) For each boundary component  $\partial_i S$ , there exists a complete subgraph  $K \leq \Gamma$  such that any arc  $\alpha$  intersecting with  $\partial_i S$  satisfies  $\lambda(\alpha) \in V(K)$ .

From Proposition 2.1 and 2.3, any relative embedding  $\phi : \pi_1(S) \rightarrow A(\Gamma)$  is induced by a regular label-reading pair  $(\mathcal{H}, \lambda)$ , possibly after a conjugation in  $A(\Gamma)$ . This is the first step to simplify a given label-reading pair.

**Definition 4.2** (normalized label-reading pair). (1) Let  $(\mathcal{H}, \lambda)$  be a regular label-reading pair on a hyperbolic surface  $S$ , and  $\mathcal{B}$  be the set of properly embedded arcs in  $\mathcal{H}$ . Define the *complexity of  $\mathcal{H}$*  to be the 4-tuple of the nonnegative integers

$$c(\mathcal{H}, \lambda) = \left( |(\cup \mathcal{B}) \cap \partial S|, \sum_{a \in V(\Gamma)} |\lambda^{-1}(a) / \sim|, \sum_{a \in V(\Gamma)} |\lambda^{-1}(a) \cap \mathcal{B} / \sim|, \sum_{\substack{\alpha, \beta \in \mathcal{H} \\ \alpha \neq \beta}} |\alpha \cap \beta| \right)$$

where  $\sim$  denotes the homotopy equivalence relation on  $\mathcal{H}$ , also and on  $\mathcal{B}$ . We denote the lexicographical ordering of the complexities by  $\preceq$ .

- (2) A regular label-reading pair  $(\mathcal{H}, \lambda)$  is *normalized* if for any other regular label-reading pair  $(\mathcal{H}', \lambda')$  which is equivalent to  $(\mathcal{H}, \lambda)$ ,  $c(\mathcal{H}, \lambda) \preceq c(\mathcal{H}', \lambda')$ .

In the above definition,  $|(\cup \mathcal{B}) \cap \partial S|$  denotes the number of intersection points between  $\partial S$  and the arcs in  $\mathcal{B}$ . This means,  $|(\cup \mathcal{B}) \cap \partial S| = |(\cup \mathcal{H}) \cap \partial S|$  is the number of the endpoints of arcs in  $\mathcal{B}$ . It is obvious that any regular label-reading pair is equivalent to a normalized one. We start with a simple observation on normalized label-reading pairs.

**Lemma 4.3** (Normalization I). *Let  $(\mathcal{H}, \lambda)$  be a normalized label-reading pair on a compact hyperbolic surface  $S$  with the underlying graph  $\Gamma$ .  $\mathcal{B}$  denotes the set of properly embedded arcs in  $\mathcal{H}$ . If  $\alpha, \beta \in \mathcal{B}$  have the same label and intersect with the same boundary component  $\partial_i S$ , then the transverse orientation of  $\alpha$  and that of  $\beta$  induce the same orientation on  $\partial_i S$  at their intersections with  $\partial_i S$ . In particular, each properly embedded arc in  $\mathcal{H}$  intersects with two distinct boundary components of  $S$ .*

*Proof.* Let  $a = \lambda(\alpha) = \lambda(\beta)$ . Suppose the transverse orientations of  $\alpha$  and  $\beta$  do not induce the same orientation on  $\partial_i S$  at their intersection points  $\{P_\alpha, P_\beta\}$ . By choosing a nearest one among such pairs of intersection points on  $\partial_i S$ , we may assume a component of  $\partial_i S \setminus \{P_\alpha, P_\beta\}$  does not intersect with any  $a$ -arc (Figure 7 (a)). By Lemma 2.3, one can reduce  $|(\cup \mathcal{B}) \cap \partial S|$  by 2 without changing the equivalence class of  $(\mathcal{H}, \lambda)$ , if one replaces  $\alpha$  and  $\beta$  by another curve or arc  $\alpha'$  as in Figure 7 (b). Note that this new label-reading pair can be further simplified to become regular, again by Lemma 2.3.  $\square$

*Remark 4.4.* During the proof of Lemma 4.3, one might have increased the number of homotopy classes of simple closed curves in  $\lambda^{-1}(a)$ , when  $\alpha$  and  $\beta$  are replaced by  $\alpha'$ . But the proof is still valid, since we are considering the lexicographical ordering of the complexity.

To state properties of normalized label-reading pairs, it will be convenient to define certain terms regarding a set of disjoint properly embedded arcs on  $S$ , as follows. Let  $I$  denote the unit interval  $[0, 1]$ .



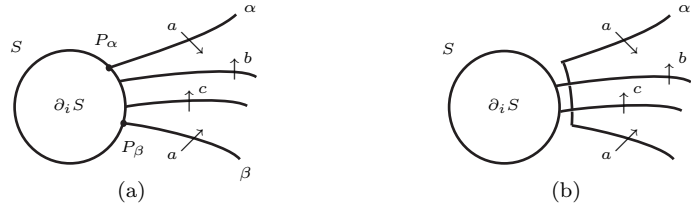


FIGURE 7. Reducing complexity. In (a), the labels  $b$  and  $c$  are adjacent to  $a$  in  $\Gamma$  by the regularity of  $(\mathcal{H}, \lambda)$ . Hence in (b), the intersections of  $\alpha'$  with  $b$ - and  $c$ -arcs are allowed to occur. Consequently,  $\alpha$  and  $\beta$  can be replaced by  $\alpha'$  without changing the equivalence class of the label-reading pair.

**Definition 4.5** (Strips and Channels). Let  $\mathcal{A}$  be a set of disjoint properly embedded arcs on a compact surface  $S$ .

- (1) We choose an embedding  $\eta_\alpha : I \times [-1, 1] \rightarrow S$  for each arc  $\alpha \in \mathcal{A}$ , such that the following conditions hold.
  - (i)  $\eta_\alpha(I \times s)$  is a properly embedded arc for each  $s \in [-1, 1]$ .
  - (ii)  $\alpha \subseteq \eta_\alpha(I \times (-1, 1))$
  - (iii) If  $\alpha \sim \alpha' \in \mathcal{A}$ , then  $\eta_\alpha = \eta_{\alpha'}$ .
  - (iv) If  $\alpha \not\sim \alpha' \in \mathcal{A}$ , then the image of  $\eta_\alpha$  and that of  $\eta_{\alpha'}$  are disjoint.
We call  $\{\eta_\alpha \mid \alpha \in \mathcal{A}\}$  as a *set of strips* for  $\mathcal{A}$ . For convenience, the image of  $\eta_\alpha$  is also denoted by  $\eta_\alpha$ , when there is no danger of confusion.
- (2) A *channel* is a connected component of  $(\cup_{\alpha \in \mathcal{A}} \eta_\alpha) \cup \partial S$ . For  $\alpha \in \mathcal{A}$ , we denote the unique channel containing  $\alpha$  by  $\text{ch}(\alpha)$ . An *induced simple closed curve* of  $\alpha$  is a boundary component  $\hat{\alpha}$  of the closure of  $S \setminus \text{ch}(\alpha)$  such that  $\hat{\alpha} \cap \eta_\alpha \neq \emptyset$  and  $\hat{\alpha} \not\subseteq \partial S$ . Note that there exist at most two induced simple closed curves of  $\alpha$  for each  $\alpha \in \mathcal{A}$ .
- (3) An arc  $\alpha \in \mathcal{A}$  is *one-sided with respect to  $\mathcal{A}$* , if  $\eta_\alpha(I \times \{-1\})$  and  $\eta_\alpha(I \times \{1\})$  are contained in the same induced simple closed curve (see Figure 8).

*Remark 4.6.* Let  $\mathcal{A}$  be a set of disjoint properly embedded arcs on a compact surface  $S$ , and  $\alpha \in \mathcal{A}$ .

- (1) Any induced simple closed curve  $\hat{\alpha}$  can be written as a concatenation of paths

$$\hat{\alpha} = \alpha'_1 \cdot \delta_1 \cdot \alpha'_2 \cdot \delta_2 \cdot \alpha'_3 \cdots \alpha'_r$$

such that

- (i)  $\alpha'_1 \sim \alpha$ ,
- (ii)  $\alpha'_i \sim \alpha_i$  for some  $\alpha_i \in \mathcal{A}$ , and  $\alpha'_i$  is an interval on the boundary of the strip of  $\alpha_i$ ,
- (iii)  $\delta_i$  is an interval on a boundary component of  $S$  that intersects with  $\alpha'_i$  and  $\alpha'_{i+1}$ .

In particular, an induced simple closed curve consists of subarcs which lie on  $\partial S$  and the boundaries of strips. Moreover, if  $\alpha$  is not one-sided, then

- the transverse orientation of  $\alpha$  uniquely determines a transverse orientation of  $\hat{\alpha}$  that respects the homotopy  $\alpha'_1 \sim \alpha$ .
- (2) For a sufficiently small closed regular neighborhood  $N$  of  $\text{ch}(\alpha)$ , there exist disjoint annuli  $A_1, A_2, \dots, A_r$  in the closure of  $S \setminus \text{ch}(\alpha)$ , such that  $N = \text{ch}(\alpha) \cup A_1 \cup A_2 \cup \dots \cup A_r$ . The intersection of each  $A_i$  with  $\text{ch}(\alpha)$  is an induced simple closed curve, and conversely, any induced simple closed curve intersecting with  $\text{ch}(\alpha)$  is a boundary component of some  $A_i$ .
  - (3) Let  $(\mathcal{H}, \lambda)$  be a label-reading pair on  $S$  with the underlying graph  $\Gamma$ . Consider any arc  $\alpha \in \mathcal{H}$ , and let  $a = \lambda(\alpha)$ . Denote the set of  $a$ -arcs by  $\mathcal{A}_a$ . We may assume that the arcs in  $\mathcal{A}_a$  are disjoint (Lemma 2.3 (3)). Then the *strip*, the *channel*, and the *induced simple closed curves* of  $\alpha$  are defined to be those of  $\alpha$  with respect to the set  $\mathcal{A}_a$ . Furthermore,  $\alpha$  is said to be *one-sided* if it is one-sided with respect to  $\mathcal{A}_a$ .

**Lemma 4.7** (Normalization II). *Let  $(\mathcal{H}, \lambda)$  be a normalized label-reading pair on a compact hyperbolic surface  $S$  with the underlying graph  $\Gamma$ . Then each arc  $\alpha$  in  $\mathcal{H}$  is one-sided (see Remark 4.6 (3)).*

*Proof.* Let  $a = \lambda(\alpha)$ . For abbreviation, we simply let  $\mathcal{A}$  denote the set of  $a$ -arcs. Suppose there exists an arc  $\alpha \in \mathcal{A}$ , which is not one-sided in  $\mathcal{A}$ . Let  $\hat{\alpha}$  be one of the two induced simple closed curves of  $\alpha$  with respect to  $\mathcal{A}$ . Write  $\hat{\alpha} = \alpha'_1 \cdot \delta_1 \cdot \alpha'_2 \cdot \delta_2 \cdots \alpha'_r \cdot \delta_r$ , where  $\delta_i \subseteq \partial S$ , and  $\alpha'_i$  is a properly embedded arc homotopic to an  $a$ -arc  $\alpha_i \in \mathcal{A}$ , as in Remark 4.6 (1). Here,  $\alpha'_1 \sim \alpha$ . The transverse orientation of  $\hat{\alpha}$  is given by that of  $\alpha$ .

First, consider the case when no other curve in  $\mathcal{A}$  is homotopic to  $\alpha$ . Choose an embedding  $g : S^1 \times I \rightarrow S \setminus \text{ch}(\alpha)$  such that  $g(S^1 \times \{0\}) = \hat{\alpha}$ , as in Remark 4.6 (2).

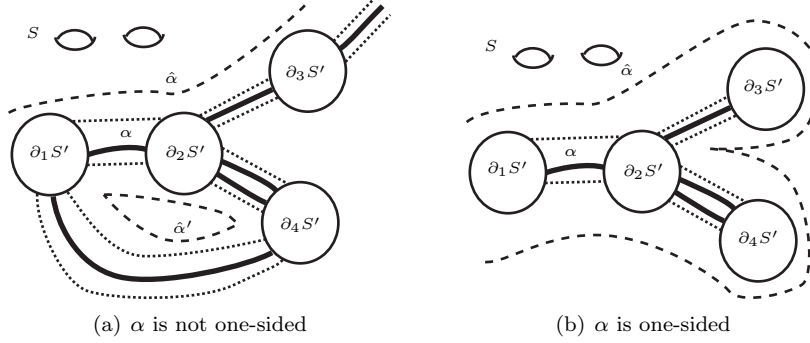


FIGURE 8. Strips and channels of a set  $\mathcal{A}$  of disjoint properly embedded arcs. Curves in  $\mathcal{A}$  are drawn bold. The dotted arcs bound strips, along with some intervals on  $\partial S$ .  $\hat{\alpha}$  and  $\hat{\alpha}'$  are induced simple closed curves. They do intersect  $\partial S$  and the boundaries of strips, but for convenience of drawing, the figures show curves parallel to  $\hat{\alpha}$  and  $\hat{\alpha}'$ , in the interior of the surface. In (a),  $\hat{\alpha}$  and  $\hat{\alpha}'$  are distinct induced simple closed curves of  $\alpha \in \mathcal{A}$ . In (b),  $\hat{\alpha}$  is the unique induced simple closed curve of  $\alpha$ .

Put  $\beta = g(S^1 \times \{\frac{1}{2}\})$  and  $\gamma = g(S^1 \times \{1\})$ . One may assume  $\gamma$  is sufficiently close to  $\hat{\alpha}$ , so that if any  $\gamma' \in \mathcal{H}$  intersects with  $\gamma$ , then  $\gamma'$  also intersects with  $\hat{\alpha}$ . Let  $\gamma$  have the transverse orientation which the homotopy  $\gamma \sim \hat{\alpha}$  respects, and give  $\beta$  the opposite orientation (Figure 9 (a)). Label  $\beta$  and  $\gamma$  by  $a$  and add them to  $\mathcal{H}$ , resulting in a new label-reading pair  $(\mathcal{H}_1, \lambda_1)$ . Note that  $(\mathcal{H}_1, \lambda_1)$  is equivalent to  $(\mathcal{H}, \lambda)$ , since the homotopic curves  $\beta$  and  $\gamma$  have the same label and the opposite transverse orientations.

Note that the transverse orientations of  $\alpha_2, \alpha_3, \alpha_4, \alpha_5, \dots$  are completely determined by that of  $\alpha$ , according to Lemma 4.3. Obtain another label-reading pair  $(\mathcal{H}_2, \lambda_2)$  from  $(\mathcal{H}_1, \lambda_1)$  by removing  $\beta, \alpha, \alpha_3, \alpha_5, \dots$  and adding  $a$ -arcs homotopic to  $\alpha_2, \alpha_4, \dots$ . Here, newly added arcs will have the transverse orientations respecting the homotopies to  $\alpha_2, \alpha_4, \dots$ , as in Figure 9 (c). One sees that  $(\mathcal{H}_2, \lambda_2)$  is equivalent to  $(\mathcal{H}_1, \lambda_1)$  by successive applications of Lemma 2.3 (3). Figure 9 (b) illustrates an intermediate step between  $(\mathcal{H}_1, \lambda_1)$  and  $(\mathcal{H}_2, \lambda_2)$ .

Since  $\alpha$  is not one-sided,  $\alpha_i \not\sim \alpha$  for each  $i > 1$ . We have assumed that  $\alpha$  is the only arc in its homotopy class, contained in  $\mathcal{A}$ . Hence,  $(\mathcal{H}_2, \lambda_2)$  does not contain any  $a$ -arc homotopic to  $\alpha$ . This means,  $\mathcal{H}_2$  has a strictly smaller number of homotopy classes of properly embedded arcs, than  $\mathcal{H}$  does.  $\mathcal{H}_2$  has the same number of, or one more, homotopy classes of simple closed curves than  $\mathcal{H}$  does, according to whether there exists any  $a$ -curve homotopic to  $\gamma$  in  $\mathcal{H}$  or not. This implies,  $|\lambda_2^{-1}(a)/\sim| \leq |\lambda^{-1}(a)/\sim|$ . Moreover,  $|\mathcal{H} \cap \partial S| = |\mathcal{H}_2 \cap \partial S|$ . Hence,  $c(\mathcal{H}_2, \lambda_2) < c(\mathcal{H}, \lambda)$ . This is a contradiction to the minimality of  $c(\mathcal{H}, \lambda)$ .

In the case when there exist  $l > 1$  properly embedded arcs in  $\mathcal{H}$  homotopic to  $\alpha$ , fix a small annulus  $A \subseteq \overline{S} \setminus \text{ch}(\alpha)$ , of which  $\hat{\alpha}$  is a boundary component. Consider a set of disjoint, transversely oriented simple closed curves  $\beta_1, \beta_2, \dots, \beta_l, \gamma_1, \gamma_2, \dots, \gamma_l$  contained in  $A$  with this order. Here, we let  $\beta_1, \beta_2, \dots, \beta_l$  have the opposite transverse orientations to that of  $\hat{\alpha}$ , and  $\gamma_1, \gamma_2, \dots, \gamma_l$  have the transverse orientations coinciding with that of  $\hat{\alpha}$ . By letting  $\mathcal{H}_1 = \mathcal{H} \cup \{\beta_1, \beta_2, \dots, \beta_l, \gamma_1, \gamma_2, \dots, \gamma_l\}$ , the same argument implies that  $c(\mathcal{H}, \lambda)$  is not minimal.  $\square$

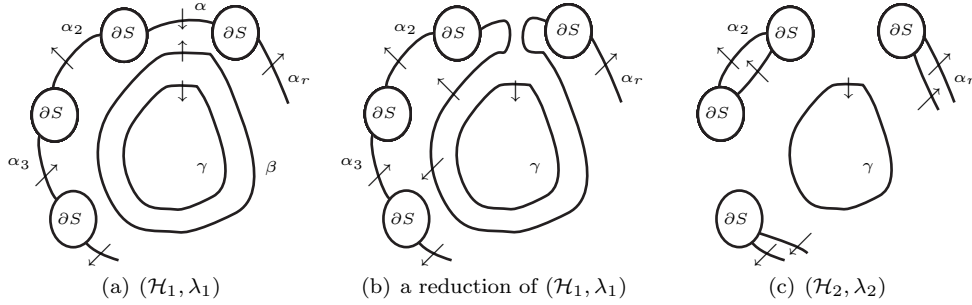


FIGURE 9. Proof of Lemma 4.7. All the curves and arcs drawn here are labeled by  $a$ .

Now we state a lemma regarding a set of disjoint properly embedded arcs on a compact surface, such that each arc is one-sided. In view of Lemma 4.7, this result

will be applied to the study of normalized label-reading pairs in the next section. Note, the conclusion of Lemma 4.8 is not true without the hypothesis that each arc is one-sided.

**Lemma 4.8.** *Let  $\mathcal{A}$  be a set of disjoint properly embedded arcs on a surface  $S$ , such that each arc in  $\mathcal{A}$  is one-sided. Denote the union of the boundary components of  $S$  intersecting with arcs in  $\mathcal{A}$  by  $\partial^*S$ . Fix  $\alpha \in \mathcal{A}$ , and let  $\hat{\alpha}$  be the unique induced simple closed curve of  $\alpha$ . For a sufficiently small closed regular neighborhood  $N$  of  $\text{ch}(\alpha)$ , the following hold.*

- (1)  $N$  has a unique boundary component, say  $\hat{\alpha}'$ , that is not a boundary component of  $S$ .  $\hat{\alpha}'$  separates  $S$ , and  $\hat{\alpha}' \sim \hat{\alpha}$ .
- (2) A properly embedded arc or a closed curve, not intersecting with  $(\cup \mathcal{A}) \cup \partial^*S$ , can be homotoped into  $S \setminus N$ .
- (3) If we further assume that  $\hat{\alpha}$  is null-homotopic, then  $\partial^*S = \partial S$  and any essential closed curve on  $S$  intersects with  $\cup \mathcal{A}$ .

*Proof.* (1) We use the notations in Definition 4.5. We will say that a boundary component of  $S$  or a strip of  $\mathcal{A}$  is *good* if it intersects with  $\hat{\alpha}$  (Remark 4.6 (1)).

**Claim 1.** *If a strip is good, then so is any boundary component of  $S$  intersecting with that strip.*

If a strip  $\eta_\beta : I \times [-1, 1] \rightarrow S$  is good for some  $\beta \in \mathcal{A}$ , then  $\eta_\beta(I \times -1)$  or  $\eta_\beta(I \times 1)$  is contained in  $\hat{\alpha}$ . Since  $\beta$  is one-sided,  $\eta_\beta(I \times \{-1, 1\}) \subseteq \hat{\alpha}$ . In particular,  $\eta_\beta(\{0, 1\} \times \{-1, 1\}) \subseteq \hat{\alpha}$ . Hence the boundary components of  $S$  that intersect with the good strip  $\eta_\beta$  intersects with  $\hat{\alpha}$ .

Now we denote the boundary components of  $S$  by  $\partial_1 S, \partial_2 S, \dots, \partial_m S$ .

**Claim 2.** *If  $\partial_i S$  is good, then so is any strip intersecting with  $\partial_i S$ .*

Suppose  $\partial_i S$  is good.  $\hat{\alpha} \cap \partial_i S$  is a union of intervals on  $\partial_i S$ , and the endpoints of any of those intervals are contained in good strips. Assume  $\partial_i S$  also intersects with a strip that is not good. On  $\partial_i S$ , one can choose a *nearest* pair of a good strip  $\eta_{\beta_1}$  and a strip  $\eta_{\beta_2}$  that is not good, for some  $\beta_1, \beta_2 \in \mathcal{A}$ . This implies, there exists a closed interval  $u$  on  $\partial_i S$  such that  $u$  intersects with  $\eta_{\beta_1}$  and  $\eta_{\beta_2}$ , but not with any other strips. Since  $\eta_{\beta_1}$  is good, the unique induced simple closed curve of  $\beta_1$  is  $\hat{\alpha}$ , and so,  $u \subseteq \hat{\alpha}$ . Since  $u$  intersects with the induced simple closed curve of  $\beta_2$ , we have a contradiction to the assumption that  $\eta_{\beta_2}$  is not good.

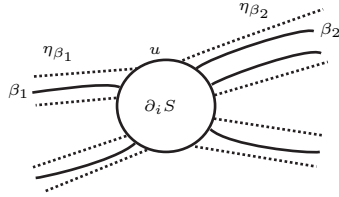


FIGURE 10. Proof of Claim2 in Lemma 4.8.

By Claim 1 and 2, if  $\partial_i S$  and  $\partial_j S$  are connected by an arc in  $\mathcal{A}$ , and  $\partial_i S$  is good, then so is  $\partial_j S$ . Since  $\text{ch}(\alpha)$  is connected, it follows that a boundary component of  $S$  or a strip is good if and only if it is contained in  $\text{ch}(\alpha)$ .

Now choose any component  $\kappa$  of  $\partial N \setminus \partial S$ . There exists  $\beta \in \mathcal{A}$ , such that  $\kappa$  and the induced simple closed curve  $\hat{\beta}$  of  $\beta$  bound an annulus contained in the closure of  $N \setminus \text{ch}(\alpha)$ , and  $\hat{\beta} \subseteq \text{ch}(\alpha)$  (Remark 4.6 (2)). The strip  $\eta_\beta$  of  $\beta$  intersects with  $\hat{\beta}$ . Since  $\hat{\beta} \subseteq \text{ch}(\alpha)$ ,  $\eta_\beta \cap \text{ch}(\alpha) \neq \emptyset$ . This implies that  $\eta_\beta \subseteq \text{ch}(\alpha)$ , and so,  $\eta_\beta$  is good; that is,  $\eta_\beta$  intersects also with  $\hat{\alpha}$ . Since  $\beta$  is assumed to be one-sided,  $\hat{\beta} = \hat{\alpha}$ . Hence  $\kappa$  is the unique boundary component of  $N$  that bounds an annulus with  $\hat{\alpha}$ . This proves that  $\partial N$  contains only one component that is not in  $\partial S$ .

Note that  $N$  is a proper subsurface of  $S$  such that the frontier, namely  $\kappa$ , is connected. Hence  $\kappa$  separates  $S$ .

(2) Suppose  $\gamma$  is a curve on  $S$ , not intersecting with  $(\cup \mathcal{A}) \cup \partial^* S$ . Let  $\mathcal{A}_0$  be a minimal set of arcs in  $\mathcal{A}$  satisfying the following:

for each  $\beta \in \mathcal{A}$ , there uniquely exists  $\beta_0 \in \mathcal{A}_0$  such that  $\beta \sim \beta_0$ .

*Case 1.  $\gamma$  is a closed curve.*

We have

$$\gamma \subseteq S \setminus (\cup \mathcal{A}) \subseteq S \setminus (\cup \mathcal{A}_0) \sim S \setminus (\cup_{\beta \in \mathcal{A}} \eta_\beta) \subseteq \overline{S \setminus \text{ch}(\alpha)} \sim \overline{S \setminus N}.$$

The first homotopy is obtained by enlarging each arc in  $\mathcal{A}_0$  to a strip, and the second one is a deformation retract of the annuli discussed in Remark 4.6 (2) onto circles. Clearly,  $\overline{S \setminus N}$  can be homotoped into  $S \setminus N$ .

*Case 2.  $\gamma$  is a properly embedded arc.*

The argument for this case is almost the same as Case 1. One has only to show that there exists a homotopy that sends  $\gamma$  into  $S \setminus N$ , leaving the endpoints on  $\partial S$ . For this, we choose  $N$  as a sufficiently small regular neighborhood of  $\text{ch}(\alpha)$  such that  $\partial \gamma \cap N = \emptyset$ . This is possible since  $\gamma$  does not intersect  $\partial^* S$ . Then we have only to note that the homotopies in the proof of Case 1 do not move  $\partial \gamma$ .

(3) Suppose  $\hat{\alpha} \sim 0$ . From (1), there exists  $\kappa \sim \hat{\alpha}$  such that  $\partial N \subseteq \{\kappa\} \cup \partial^* S$ . Since  $\kappa$  separates, one can write  $S = N \cup S'$  such that  $N \cap S' = \kappa$ .  $N$  contains at least one boundary component of  $S$ , namely any of the boundary components that  $\alpha$  intersects. Hence,  $N$  is not a disk. Now for  $\kappa$  to be null-homotopic,  $S'$  must be a disk and  $\partial S \subseteq \partial N$ . So  $\partial N = \{\kappa\} \cup \partial S$ , and  $\partial^* S = \partial S$ .

Let  $\gamma$  be any closed curve, not intersecting with any arc in  $\mathcal{A}$ . By (2),  $\gamma$  is homotopic into  $S \setminus N$ , which is the interior of  $S'$ . This implies that  $\gamma$  is null-homotopic.  $\square$

## 5. ADDING BISIMPLICIAL EDGES

An edge  $\{a, b\}$  is *bisimplicial* if any vertex in  $\text{LINK}(a)$  is either equal or adjacent to any vertex in  $\text{LINK}(b)$ . For an edge  $e$  of a graph,  $\mathring{e}$  denotes the interior of  $e$ . In this section, we prove the following theorem.

**Theorem 5.1.** *Let  $e$  be a bisimplicial edge of a graph  $\Gamma$ . If  $\Gamma \setminus \mathring{e} \in \mathcal{N}'$ , then  $\Gamma \in \mathcal{N}'$ .*

*Proof.* Write  $e = \{a, b\}$ , and let  $\Gamma' = \Gamma \setminus \mathring{e}$ . Assume that  $\Gamma \notin \mathcal{N}'$ . One can find a compact hyperbolic surface  $S$ , and a relative embedding  $\phi : \pi_1(S) \rightarrow A(\Gamma)$  with respect to a normalized label-reading pair  $(\mathcal{H}, \lambda)$ .

First, consider the case when  $\lambda(\mathcal{H}) \subseteq \text{LINK}(a) \cup \{a\}$ .  $\Gamma_{\text{LINK}(a) \cup \{a\}} \notin \mathcal{N}'$ , since the image of  $\phi$  is in  $A(\Gamma_{\text{LINK}(a) \cup \{a\}})$ .  $\Gamma_{\text{LINK}(a) \cup \{a\}}$  is the join of the single vertex  $a$  and  $\Gamma_{\text{LINK}(a)}$ . Since a single vertex is in  $\mathcal{N}'$ , Proposition 3.2 implies that  $\Gamma_{\text{LINK}(a)} \notin \mathcal{N}'$ . Note that  $\Gamma_{\text{LINK}(a)} \leq \Gamma_{V(\Gamma) \setminus \{a\}} \leq \Gamma'$ . Hence,  $\Gamma'$  is not in  $\mathcal{N}'$ , which contradicts to the assumption. The case when  $\lambda(\mathcal{H}) \subseteq \text{LINK}(b) \cup \{b\}$  is similar.

Now assume  $\lambda(\mathcal{H}) \not\subseteq \text{LINK}(a) \cup \{a\}$  and  $\lambda(\mathcal{H}) \not\subseteq \text{LINK}(b) \cup \{b\}$ . We denote the boundary components of  $S$  by  $\partial_1 S, \partial_2 S, \dots, \partial_m S$ . For a based curve or an arc  $\gamma$  on  $S$ , we let  $w_\gamma$  denote the label-reading of  $\gamma$  with respect to the label-reading pair  $(\mathcal{H}, \lambda)$  as in Section 2.

**Claim 1.** *Suppose  $\alpha$  and  $\beta$  are essential simple closed curves on  $S$  such that  $\alpha \cap \beta \neq \emptyset$ ,  $w_\alpha \in \langle \text{LINK}(a) \rangle$  and  $w_\beta \in \langle \text{LINK}(b) \rangle$ . Then  $\alpha \sim \beta^{\pm 1}$ .*

We may choose the base point of  $\pi_1(S)$  in  $\alpha \cap \beta$ .  $\phi([\alpha], [\beta]) = [w_\alpha, w_\beta] = 1$ , since any vertex in  $\text{LINK}(a)$  is equal or adjacent to any vertex in  $\text{LINK}(b)$ . By Lemma 3.1,  $\alpha \sim \beta^{\pm 1}$ . Here, we have assumed that  $\alpha$  and  $\beta$  are transverse to  $\mathcal{H}$ . If not, one may consider  $\alpha' \sim \alpha$  and  $\beta' \sim \beta$  such that  $\alpha'$  and  $\beta'$  are sufficiently close to  $\alpha$  and  $\beta$  respectively, and transversely intersecting  $\mathcal{H}$ . The claim is proved.

For  $v \in V(\Gamma)$ , recall that simple closed curves and properly embedded arcs in  $\mathcal{H}$  labeled by  $v$ , are called  $v$ -curves and  $v$ -arcs, respectively.  $\mathcal{C}_v$  and  $\mathcal{A}_v$  will denote the set of  $v$ -curves and the set of  $v$ -arcs, respectively. Let  $\partial^v S$  denote the union of the boundary components of  $S$  that intersect with  $v$ -arcs.

**Claim 2.**  $(\cup \mathcal{C}_a) \cap (\cup \mathcal{C}_b) = \emptyset$ .

Suppose  $\alpha$  and  $\beta$  intersect at a point  $p$ , for some  $\alpha \in \mathcal{C}_a$  and  $\beta \in \mathcal{C}_b$ . One can find simple closed curves  $\alpha_1 \sim \alpha$  and  $\beta_1 \sim \beta$ , intersecting at a point  $p'$  near  $p$ , such that  $\alpha_1$  and  $\beta_1$  are transverse to  $\mathcal{H}$ . By requiring that  $\alpha_1$  is sufficiently close to  $\alpha$ , we may assume that the label-reading of  $\alpha_1$  with the base point  $p'$ , is same as the label-reading of  $\alpha$  with a suitable choice of the base point. If  $\gamma \in \mathcal{H}$  intersects with  $\alpha$ , then  $\lambda(\gamma) \in \text{LINK}(a)$ , by the definition of a label-reading pair. Hence,  $w_{\alpha_1} \in \langle \text{LINK}(a) \rangle$ . Similarly,  $w_{\beta_1} \in \langle \text{LINK}(b) \rangle$ . By Claim 1,  $\alpha \sim \alpha_1 \sim \beta_1^{\pm 1} \sim \beta^{\pm 1}$ , which contradicts to the assumption that curves and arcs in  $\mathcal{H}$  are minimally intersecting (Remark 2.4 (1)).

**Claim 3.** *If  $\alpha \in \mathcal{A}_a$  and  $\beta \in \mathcal{A}_b$ , then  $\alpha \not\sim \beta$ .*

Suppose an  $a$ -arc  $\alpha$  and a  $b$ -arc  $\beta$  are homotopic. They join the same pair of boundary components, say  $\partial_1 S$  and  $\partial_2 S$ .  $\alpha \sim \beta$  implies that if  $\gamma \in \mathcal{H}$  intersects with  $\alpha$ , then  $\gamma$  also intersects with  $\beta$ , and so,  $\lambda(\gamma) \in \text{LINK}(a) \cap \text{LINK}(b)$ . It follows that  $w_\alpha \in \langle \text{LINK}(a) \cap \text{LINK}(b) \rangle$ . Note that  $w_{\partial_1 S}$  and  $w_{\partial_2 S}$  are in  $\langle a, b, \text{LINK}(a) \cap \text{LINK}(b) \rangle$ . As in the proof of Lemma 3.4, consider  $\delta_1 \sim \partial_1 S$  and  $\delta_2 \sim \partial_2 S$  with the same base point such that  $\delta_1$  and  $\delta_2$  transversely intersect  $\mathcal{H}$  (Figure 3). We may assume  $\delta_1$  and  $\delta_2$  are sufficiently close to  $\partial_1 S$  and  $\alpha \cdot \partial_2 S \cdot \alpha^{-1}$  respectively, so that  $w_{\delta_1}$  and  $w_{\delta_2}$  are in  $\langle a, b, \text{LINK}(a) \cap \text{LINK}(b) \rangle$ . Hence,  $\phi([\delta_1], [\delta_2]) = [w_{\delta_1}, w_{\delta_2}] = 1$ , since  $\{a, b\} \cup (\text{LINK}(a) \cap \text{LINK}(b))$  induces a complete subgraph in  $\Gamma$ . This leads to a contradiction again, since  $\partial_1 S \neq \partial_2 S$  (Lemma 4.3) implies that  $[\delta_1, \delta_2] \neq 1$  (Lemma 3.1).

**Claim 4.** *If a  $b$ -arc  $\beta$  joins two components in  $\partial^a S$ , then  $\beta$  intersects some  $\gamma \in \mathcal{H}$  that is not labeled by a vertex in  $\text{LINK}(a) \cup \{a\}$ .*

As in the proof of Claim 3, choose  $\beta_1$  sufficiently close to  $\beta$  such that  $\beta_1 \sim \beta$ ,  $w_{\beta_1} = w_\beta \in \langle \text{LINK}(b) \rangle$ , and  $\beta_1$  transversely intersects  $\mathcal{H}$ . Assume that whenever  $\gamma \in \mathcal{H}$  and  $\beta_1 \cap \gamma \neq \emptyset$ ,  $\lambda(\gamma) \in \text{LINK}(a) \cup \{a\}$ . This implies  $w_{\beta_1} \in \langle (\text{LINK}(a) \cup \{a\}) \cap \text{LINK}(b) \rangle = \langle a, \text{LINK}(a) \cap \text{LINK}(b) \rangle$ . Let  $\partial_1 S$  and  $\partial_2 S$  be the boundary components joined by  $\beta$ .  $\partial_i S \subseteq \partial^a S \cap \partial^b S$  for  $i = 1, 2$ , by the assumption of the claim. This means  $w_{\partial_1 S}, w_{\partial_2 S} \in \langle a, b, \text{LINK}(a) \cap \text{LINK}(b) \rangle$ . As in the proof of Claim 3,  $[[\partial_1 S], [\beta_1 \cdot \partial_2 S \cdot \beta_1^{-1}]] = 1$ , which is a contradiction. So, there exists  $\gamma \in \mathcal{H}$  such that  $\beta_1 \cap \gamma \neq \emptyset$  (hence,  $\beta \cap \gamma \neq \emptyset$ ) and  $\lambda(\gamma) \notin \text{LINK}(a) \cup \{a\}$ .

Now, we recall the notations and the terms from Definition 4.5 and Remark 4.6. For each  $\alpha \in \mathcal{A}_a$ ,  $\text{ch}(\alpha)$  denotes the channel of  $\alpha$  with respect to the set  $\mathcal{A}_a$  and  $N(\text{ch}(\alpha))$  denotes a sufficiently small closed regular neighborhood of  $\text{ch}(\alpha)$  satisfying the conclusion of Lemma 4.8. This implies that  $\hat{\alpha}$  is homotopic to the unique component of  $\partial N(\text{ch}(\alpha)) \setminus \partial S$  (Lemma 4.8 (1)).

**Claim 5.** *Let  $\alpha$  be an  $a$ -arc, and  $\hat{\alpha}$  be the unique induced simple closed curve of  $\alpha$  with respect to  $\mathcal{A}_a$ . Then  $w_{\hat{\alpha}} \in \langle \text{LINK}(a) \rangle$ .*

From Remark 4.6 that  $\hat{\alpha}$  can be written as

$$\hat{\alpha} = \alpha'_1 \cdot \delta_1 \cdot \alpha'_2 \cdot \delta_2 \cdots \alpha'_r$$

where for each  $i$ ,  $\alpha'_i$  is homotopic to an  $a$ -arc  $\alpha_i$ , and  $\delta_i$  is an interval on a boundary component of  $S$  which is intersecting with the  $a$ -arcs  $\alpha_i$  and  $\alpha_{i+1}$ . Moreover,  $\hat{\alpha}$  does not intersect with any  $a$ -curves or  $a$ -arcs. It follows that  $w_{\hat{\alpha}} \in \langle \text{LINK}(a) \rangle$ .

**Claim 6.** *The induced simple closed curve of an  $a$ - or  $b$ -arc is essential.*

Suppose the induced simple closed curve  $\hat{\alpha}$  of an  $a$ -arc  $\alpha$  is null-homotopic. By Lemma 4.8 (3),  $\partial^a S = \partial S$ , and any simple closed curve in  $\mathcal{H}$  is labeled by a vertex in  $\text{LINK}(a)$ . This implies that the label of any curve or arc in  $\mathcal{H}$  is either  $a$  or adjacent to  $a$ . Hence,  $\lambda(\mathcal{H}) \in \text{LINK}(a) \cup \{a\}$ , which was excluded. The case for the induced simple closed curve of a  $b$ -arc is similar, by symmetry.

**Claim 7.**  $(\cup \mathcal{A}_a) \cap (\cup \mathcal{C}_b) = \emptyset$ , and  $(\cup \mathcal{A}_b) \cap (\cup \mathcal{C}_a) = \emptyset$ .

Suppose  $\alpha \in \mathcal{A}_a$  and  $\beta \in \mathcal{C}_b$  intersect at  $p$ . Let  $\hat{\alpha}$  be the induced simple closed curve of  $\alpha$ .  $\hat{\alpha}'$  denotes the unique boundary component of  $N(\text{ch}(\alpha))$  that is not in  $\partial S$  (Lemma 4.8 (1)).  $\hat{\alpha}' \sim \hat{\alpha}$ , and  $\hat{\alpha}' \not\sim 0$  by Claim 6. By Claim 5,  $w_{\hat{\alpha}'} \in \langle \text{LINK}(a) \rangle$ . Since  $\alpha \cap \beta \neq \emptyset$ ,  $\hat{\alpha}' \cap \beta \neq \emptyset$ . Moreover,  $w_\beta \in \langle \text{LINK}(b) \rangle$ . By Claim 1,  $\hat{\alpha}' \sim \beta^{\pm 1}$ , and so,  $i(\alpha, \beta) = i(\alpha, \hat{\alpha}') = 0$ . This contradicts to the assumption that  $\alpha$  and  $\beta$  are minimally intersecting.  $(\cup \mathcal{A}_b) \cap (\cup \mathcal{C}_a) = \emptyset$  follows from the symmetry.

**Claim 8.** *Let  $\alpha \in \mathcal{A}_a$  and  $\beta \in \mathcal{A}_b$ . Denote the induced simple closed curves of  $\alpha$  and  $\beta$  by  $\hat{\alpha}$  and  $\hat{\beta}$ , respectively. Suppose either*

- (i)  $\alpha$  and  $\beta$  intersect, or
- (ii)  $\hat{\alpha}$  and  $\hat{\beta}$  intersect, and there exists a boundary component which intersects with both  $\alpha$  and  $\beta$ .

*Then  $\hat{\alpha} \sim \hat{\beta}^{\pm 1}$ , and  $N(\text{ch}(\alpha)) \cap \partial S = N(\text{ch}(\beta)) \cap \partial S$ . Moreover, there exists a homotopy from  $N(\text{ch}(\alpha))$  onto  $N(\text{ch}(\beta))$  fixing  $N(\text{ch}(\alpha)) \cap \partial S = N(\text{ch}(\beta)) \cap \partial S$ .*

As in Claim 7, let  $\hat{\alpha}'$  and  $\hat{\beta}'$  be the boundary components of  $N(\text{ch}(\alpha))$  and  $N(\text{ch}(\beta))$ , that are not boundary components of  $S$ , respectively. Assuming (i) or (ii), two essential curves  $\hat{\alpha}'$  and  $\hat{\beta}'$  intersect. Here, we have also assumed that  $\hat{\alpha}'$  and  $\hat{\beta}'$  are sufficiently close to  $\hat{\alpha}$  and  $\hat{\beta}$ . By Claim 5,  $w_{\hat{\alpha}'} \in \langle \text{LINK}(a) \rangle$  and  $w_{\hat{\beta}'} \in \langle \text{LINK}(b) \rangle$ . From Claim 1, it follows that  $\hat{\alpha}' \sim \hat{\beta}'^{\pm 1}$ . By Lemma 4.8 (1), both  $\hat{\alpha}'$  and  $\hat{\beta}'$  are separating simple closed curves on  $S$ . So either  $N(\text{ch}(\alpha)) \sim N(\text{ch}(\beta))$  or  $N(\text{ch}(\alpha)) \sim S \setminus \overline{N(\text{ch}(\beta))}$ . Suppose  $N(\text{ch}(\alpha)) \sim S \setminus \overline{N(\text{ch}(\beta))}$ . Then any boundary component of  $S$  contained in  $N(\text{ch}(\alpha))$  will not be contained in  $N(\text{ch}(\beta))$ . So no boundary component of  $S$  can intersect both  $\alpha$  and  $\beta$ . Since  $\alpha \subseteq N(\text{ch}(\alpha))$ ,  $\alpha$  is homotopic into  $S \setminus N(\text{ch}(\beta))$ , and so,  $i(\alpha, \beta) = 0$ . So neither (i) nor (ii) of the given conditions holds. Hence  $N(\text{ch}(\alpha)) \sim N(\text{ch}(\beta))$ , and the rest of the claim follows immediately.

**Claim 9.** *Let  $\alpha$  be an  $a$ -arc. Suppose a  $b$ -arc  $\beta$  joins two boundary components of  $S$  that are contained in  $N(\text{ch}(\alpha))$ . Let  $\hat{\alpha}$  and  $\hat{\beta}$  denote the induced simple closed curves of  $\alpha$  and  $\beta$ , respectively. Then  $\hat{\alpha} \cap \hat{\beta} = \emptyset$ .*

Suppose  $\beta$  joins  $\partial_1 S$  and  $\partial_2 S$ , and  $\partial_1 S \cup \partial_2 S \subseteq N(\text{ch}(\alpha))$ . Assume that  $\hat{\alpha} \cap \hat{\beta} \neq \emptyset$ . For  $i = 1$  or  $2$ ,  $\partial_i S \subseteq N(\text{ch}(\alpha))$  and so,  $\partial_i S$  intersects with some  $a$ -arc. By Claim 4, there exists  $\gamma \in \mathcal{H}$  such that  $\beta \cap \gamma \neq \emptyset$  and  $\lambda(\gamma) \notin \text{LINK}(a) \cup \{a\}$ . This implies that  $\gamma$  can not intersect any  $a$ -curve or  $a$ -arc, and  $\gamma \cap \partial^a S = \emptyset$ . In particular,  $\gamma \cap (\cup \mathcal{A}_a) = \emptyset$ . By Lemma 4.8 (2),  $\gamma \rightsquigarrow S \setminus N(\text{ch}(\alpha))$  (Notation 2.2). By choosing a suitable arc in  $\text{ch}(\alpha)$ , we may assume that  $\alpha$  intersects with either  $\partial_1 S$  or  $\partial_2 S$ . From Claim 8 (with condition (ii)),  $\gamma \rightsquigarrow S \setminus N(\text{ch}(\beta))$ . So  $i(\beta, \gamma) = 0$ , which is a contradiction.

**Claim 10.**  $(\cup \mathcal{A}_a) \cap (\cup \mathcal{A}_b) = \emptyset$ .

Suppose  $\alpha \in \mathcal{A}_a$  and  $\beta \in \mathcal{A}_b$  intersect. By Claim 8 (with condition (i)),  $\hat{\alpha} \sim \hat{\beta}^{\pm 1}$  and  $N(\text{ch}(\alpha)) \sim N(\text{ch}(\beta))$ . This implies that  $N(\text{ch}(\alpha)) \cap \partial S = N(\text{ch}(\beta)) \cap \partial S$ , and so,  $\beta \subseteq N(\text{ch}(\beta))$  joins two boundary components contained in  $N(\text{ch}(\alpha))$ . By Claim 9,  $\hat{\alpha} \cap \hat{\beta} = \emptyset$ , which contradicts to the assumption that  $\alpha \cap \beta \neq \emptyset$ .

**Claim 11.**  $\partial^a S \cap \partial^b S = \emptyset$ .

Suppose  $\partial_i S$  intersects with an  $a$ -arc  $\alpha$  and a  $b$ -arc  $\beta$ . By considering a nearest pair of such arcs on  $\partial_i S$ , we may assume that the induced simple closed curves  $\hat{\alpha}$  and  $\hat{\beta}$  of  $\alpha$  and  $\beta$  intersect (Figure 11). By Claim 8 again,  $N(\text{ch}(\alpha)) = N(\text{ch}(\beta))$ , and hence as in the proof of Claim 10,  $\beta$  joins two boundary components of  $N(\text{ch}(\alpha))$ . By Claim 9,  $\hat{\alpha}$  and  $\hat{\beta}$  are disjoint, which is a contradiction. This proves Claim 11.

Recall  $\Gamma' = \Gamma \setminus \dot{e}$ . By Claim 2, 7 and 10,  $\alpha$  and  $\beta$  are disjoint for any  $\alpha \in \lambda^{-1}(a)$  and  $\beta \in \lambda^{-1}(b)$ . Hence,  $(\mathcal{H}, \lambda)$  can be considered as a label-reading pair with the underlying graph  $\Gamma'$ , inducing  $\phi' : \pi_1(S) \rightarrow A(\Gamma')$ . Injectivity of  $\phi'$  can be seen from the following commutative diagram. Here,  $A(\Gamma') \rightarrow A(\Gamma)$  is the natural



quotient map, obtained by adding the relator  $[a, b] = 1$ .

$$\begin{array}{ccc}
 & & A(\Gamma') \\
 & \nearrow \phi' & \downarrow [a, b] \mapsto 1 \\
 \pi_1(S) & \xrightarrow{\phi} & A(\Gamma)
 \end{array}$$

By Claim 11, no boundary components of  $S$  intersect with an  $a$ -arc and a  $b$ -arc at the same time. So the labels of the arcs intersecting with a fixed boundary component  $\partial_i S$  are pairwise adjacent not only in  $\Gamma$ , but also in  $\Gamma'$ . Hence  $\phi'$  is a relative embedding, and  $\Gamma' \notin \mathcal{N}'$ .  $\square$

Recall that a graph  $\Gamma$  is *chordal bipartite* if  $\Gamma$  does not contain a triangle or an induced cycle of length at least 5.

**Corollary 5.2.** *Chordal bipartite graphs are in  $\mathcal{N}'$ .*

*Proof.* By applying Theorem 3.12 to  $K_0 (= \emptyset)$  amalgamation, one sees that  $\mathcal{N}'$  is closed under disjoint union. In particular, discrete graphs are in  $\mathcal{N}'$ . Golumbic and Goss proved that by removing bisimplicial edges from a chordal bipartite graph successively, one obtains a discrete graph [13]. By Theorem 5.1, it follows that any chordal bipartite graph is in  $\mathcal{N}'$ .  $\square$

## 6. $\mathcal{N}$ AND $\mathcal{N}'$

We have shown several properties of the graph class  $\mathcal{N}'$ , which is a subclass of  $\mathcal{N}$ . In this section, we give a lower bound for  $\mathcal{N}'$  to illustrate that  $\mathcal{N}'$  already contains a large number of graphs. Also, we prove that two specific graphs are not in  $\mathcal{N}$  (hence not in  $\mathcal{N}'$ ), providing new examples not covered by the results that we have discussed so far. Finally, we show equivalent formulations of Conjecture 1.1.

Let  $\Gamma$  be a graph. Suppose  $B$  is a subset of  $V(\Gamma)$  such that the complement graph of the induced subgraph  $\Gamma_B$  is connected. Recall from [22] that the *co-contraction*  $\overline{\text{CO}}(\Gamma, B)$  of  $\Gamma$  relative to  $B$  is defined as

$$\overline{\text{CO}}(\Gamma, B) = \overline{\overline{\Gamma} / \overline{\Gamma_B}},$$

where  $\overline{\Gamma} / \overline{\Gamma_B}$  denote the graph obtained from  $\overline{\Gamma}$  by topologically contracting each edge in  $\overline{\Gamma_B}$  onto a vertex and removing loops or multi-edges thus obtained, successively. In [22], it is shown that  $A(\overline{\text{CO}}(\Gamma, B))$  embeds into  $A(\Gamma)$ . Using this, we first prove that  $\mathcal{N}'$  is closed under co-contraction.

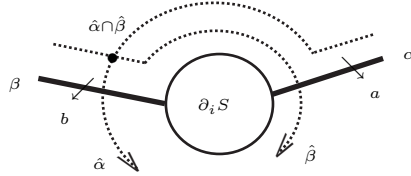


FIGURE 11. Proof of Claim 11 in Theorem 5.1.

**Proposition 6.1.** *Let  $\Gamma$  be a graph that co-contracts onto  $\Gamma'$ . If  $\Gamma \in \mathcal{N}'$ , then  $\Gamma' \in \mathcal{N}'$ .*

*Proof.* Assume  $\Gamma' \notin \mathcal{N}'$ . One can find a compact hyperbolic surface  $S$  and a relative embedding  $\phi : \pi_1(S) \rightarrow A(\Gamma')$  induced by a normalized label-reading pair  $(\mathcal{H}', \lambda')$ . Let  $\partial_1 S, \dots, \partial_m S$  be the boundary components of  $S$ . Using induction, we have only to consider the case when  $\bar{\Gamma}'$  is obtained from  $\bar{\Gamma}$  by contracting an edge  $\{a, b\} \in E(\bar{\Gamma})$  onto a vertex  $v \in V(\bar{\Gamma}')$ . From [22], the map  $A(\Gamma') \rightarrow A(\Gamma)$  sending  $v$  to  $b^{-1}ab$ , while sending the other vertices onto themselves, is an embedding. From the definition of a co-contraction,  $\text{LINK}(v) = \text{LINK}(a) \cap \text{LINK}(b)$ . If  $\lambda'^{-1}(v) = \emptyset$ , then  $\phi : \pi_1(S) \rightarrow A(\Gamma' \setminus \{v\}) = A(\Gamma \setminus \{a, b\}) \leq A(\Gamma)$ , and hence  $\Gamma \notin \mathcal{N}'$ . Now assume  $\lambda'^{-1}(v) \neq \emptyset$  and choose any  $\alpha \in \lambda'^{-1}(v)$ . First, consider the case when  $\alpha$  is an arc. Suppose  $\alpha$  intersects with  $\partial_i S$ . By the definition of a relative embedding, any arc intersecting with  $\partial_i S$  is labeled by a vertex in  $\{v\} \cup \text{LINK}(v) = \{v\} \cup (\text{LINK}(a) \cap \text{LINK}(b))$ . Consider the strip  $\eta_\alpha : I \times [-1, 1] \rightarrow S$  containing  $\alpha$ . We replace  $\alpha$  in  $\mathcal{H}'$  by three homotopic arcs  $\alpha_1 = \eta_\alpha(I \times -1)$ ,  $\alpha_2 = \eta_\alpha(I \times 0)$  and  $\alpha_3 = \eta_\alpha(I \times 1)$  such that the following hold (Figure 12 (a)).

- (i)  $\alpha_1$  and  $\alpha_3$  are labeled by  $b$ .
- (ii)  $\alpha_2$  is labeled by  $a$ .
- (iii)  $\alpha_2$  and  $\alpha_3$  have the transverse orientations induced by the homotopies  $\alpha_2 \sim \alpha$  and  $\alpha_3 \sim \alpha$ , while  $\alpha_1$  has the opposite orientations.

Apply this process for each  $v$ -arc, and also similarly for each  $v$ -curve. This results in a new label-reading pair, denoted by  $(\mathcal{H}, \lambda)$ , with the underlying graph  $\Gamma$ . The induced label-reading map  $\psi : \pi_1(S) \rightarrow A(\Gamma)$  is the composition of embeddings  $\pi_1(S) \hookrightarrow A(\Gamma') \hookrightarrow A(\Gamma)$ .

In  $(\mathcal{H}, \lambda)$ , suppose  $\partial_i S$  intersects with a  $b$ -arc, for some  $i$ . Any arcs intersecting with  $\partial_i S$  are labeled by either  $a$ ,  $b$  or vertices in  $\text{LINK}(a) \cap \text{LINK}(b)$ . One can pair  $b$ -arcs intersecting with  $\partial_i S$ , such that for each pair  $\{\beta_1, \beta_2\}$ :

- (i) the transverse orientations of  $\beta_1$  and  $\beta_2$  are opposite to each other,
- (ii) one of the intervals on  $\partial_i S \setminus (\beta_1 \cup \beta_2)$  intersects only with the arcs labeled by  $\text{LINK}(a) \cap \text{LINK}(b)$ .

Then one can remove intersections between  $\partial_i S$  and  $b$ -arcs, without altering the equivalence class of  $(\mathcal{H}, \lambda)$  as is illustrated in Figure 12 (b). By applying this process to any  $\partial_i S$  intersecting with a  $b$ -arc, we obtain another label-reading pair  $(\mathcal{H}_1, \lambda_1)$  such that the labels of the arcs intersecting with each boundary component induce a complete subgraph of  $\Gamma$ . Hence,  $\psi$  is a relative embedding, and  $\Gamma \notin \mathcal{N}'$ .  $\square$

Define  $\mathcal{F}$  to be the smallest family of graphs satisfying the following conditions.

- (i)  $K_n \in \mathcal{F}$ .
- (ii)  $\Gamma_1, \Gamma_2 \in \mathcal{F}$ , then  $\text{JOIN}(\Gamma_1, \Gamma_2) \in \mathcal{F}$ .
- (iii) If  $\Gamma_1, \Gamma_2 \in \mathcal{F}$ , and  $\Gamma$  is a complete graph amalgamation of  $\Gamma_1$  and  $\Gamma_2$ , then  $\Gamma \in \mathcal{F}$ .
- (iv) Suppose  $e$  is a bisimplicial edge of a graph  $\Gamma$ . If  $\Gamma \setminus \dot{e} \in \mathcal{F}$ , then  $\Gamma \in \mathcal{F}$ .
- (v) Let  $\Gamma \in \mathcal{F}$  and  $B \subseteq V(\Gamma)$  such that  $\bar{\Gamma}_B$  is connected. Then  $\text{CO}(\Gamma, B) \in \mathcal{F}$ .

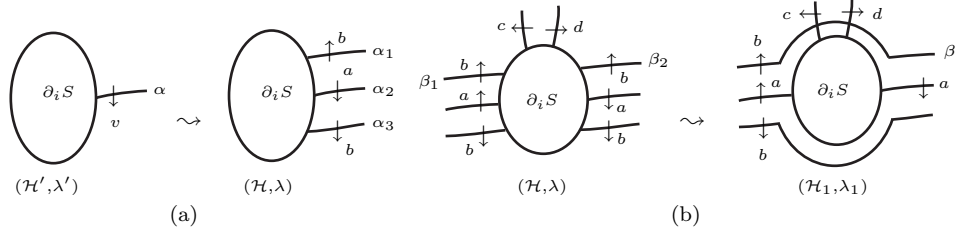


FIGURE 12. Proof of Proposition 6.1. In (b),  $c$  and  $d$  belong to  $\text{LINK}(a) \cap \text{LINK}(b)$  in  $A(\Gamma)$ . Hence,  $c$ - and  $d$ -arcs are allowed to intersect with the  $b$ -curve or  $b$ -arc  $\beta$  in  $(\mathcal{H}_1, \lambda_1)$ .

By the Dirac's result in [8] which was used in the proof of Corollary 3.13, (i) and (iii) imply that chordal graphs are in  $\mathcal{F}$ . The result of Golumbic and Goss [13] quoted in the proof of Corollary 5.2, along with (iv), implies that any chordal bipartite graphs are in  $\mathcal{F}$ .

**Corollary 6.2.**  $\mathcal{N}'$  contains  $\mathcal{F}$ .

*Proof.* Proposition 3.2, Proposition 6.1, Theorem 3.12 and Theorem 5.1 imply that  $\mathcal{N}'$  is closed under taking a join, taking a co-contraction, amalgamating along a complete subgraph and adding a bisimplicial edge, respectively. Since  $\mathcal{F}$  is the smallest of such a graph class,  $\mathcal{F} \subseteq \mathcal{N}'$ .  $\square$

So,  $\mathcal{F}$  provides a lower bound for  $\mathcal{N}'$ . As Corollary 6.2 summarizes techniques introduced in this paper, it seems likely that determining whether  $\mathcal{F} = \mathcal{N}'$  will require new insights.

Crisp, Sageev and Sapir proposed several *reduction moves* on underlying graphs of label-reading maps, which they successfully used to classify all the graphs in  $\mathcal{N}$  with at most 8 vertices [5]. More precisely, they described eight *forbidden graphs*, and proved that a graph with at most 8 vertices is in  $\mathcal{N}$  if and only if the graph does not contain any forbidden graph as an induced subgraph. Their beautiful arguments, especially of finding candidates for kernel elements of label-reading maps, also excluded many graphs with 9 or more vertices from  $\mathcal{N}$ . However, the question of classifying all the graphs on which right-angled Artin groups contain closed hyperbolic surface groups currently seems wide-open. Here, we provide two new examples of graphs that are not in  $\mathcal{N}$ .

*Example 6.3.* Crisp, Sageev and Sapir proved that the right-angled Artin group on the graph  $P_1(8)$  contains a closed hyperbolic surface group [5]. The complement graph of  $P_1(8)$  is drawn in Figure 13 (a). Now consider the graphs  $\Gamma_1$  and  $\Gamma_2$ , whose complements are drawn in Figure 13 (b) and (c), respectively. If we topologically contract the edge  $\{a, b\}$  in the complement of  $\Gamma_1$ , and remove multi-edges thus obtained, then we have the complement graph of  $P_1(8)$ . This means  $\Gamma_1$  co-contracts onto  $P_1(8)$ , and hence, we have an embedding  $A(P_1(8)) \hookrightarrow A(\Gamma_1)$  [22]. Similarly,  $\bar{\Gamma}_2$  contracts onto  $\bar{\Gamma}_1$  by contracting the edge  $\{c, d\}$  onto  $a$ , and so,  $A(\Gamma_1)$  embeds into  $A(\Gamma_2)$ . This implies that  $A(\Gamma_1)$  and  $A(\Gamma_2)$  contain closed hyperbolic

surface groups, since so does  $A(P_1(8))$ . One can easily check that  $\Gamma_1$  and  $\Gamma_2$  do not contain any *forbidden subgraphs* considered in [5]. This gives new examples of graphs not in  $\mathcal{N}$ , hence not in  $\mathcal{N}'$ .

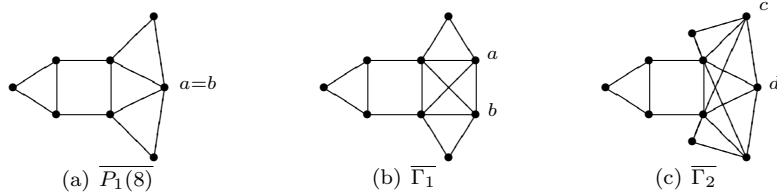


FIGURE 13. The complement graphs of  $P_1(8)$ ,  $\Gamma_1$  and  $\Gamma_2$ .

One of the key obstructions for the question of classifying graphs in  $\mathcal{N}$  is Conjecture 1.1. Note that  $\mathcal{N}$  is closed under disjoint union and amalgamating along a vertex [21, 5]. We conclude this article by listing equivalent formulations to Conjecture 1.1.

**Proposition 6.4.** *The following are equivalent.*

- (i)  $\mathcal{N}$  is closed under complete graph amalgamation.
- (ii) If  $\Gamma'$  is obtained from  $\Gamma$  by removing a simplicial vertex, and  $\Gamma' \in \mathcal{N}$ , then  $\Gamma \in \mathcal{N}$ .
- (iii)  $\mathcal{N}' = \mathcal{N}$ .

*Proof.* (i) $\Rightarrow$ (ii) is Obvious, since adding a simplicial vertex to  $\Gamma'$  is same as amalgamating  $\Gamma'$  with a complete graph  $K_n$  along  $K_{n-1}$  for some  $n$ .

For (ii) $\Rightarrow$ (iii), first note that  $\mathcal{N}' \subseteq \mathcal{N}$  by definition. To prove  $\mathcal{N} \subseteq \mathcal{N}'$ , suppose  $\Gamma \notin \mathcal{N}'$ . There exists a relative embedding  $\phi : \pi_1(S) \rightarrow A(\Gamma)$ , for some compact hyperbolic surface  $S$ . By Lemma 3.10,  $A(\Gamma^*)$  contains a closed hyperbolic surface group. Note that  $\Gamma^*$  is obtained from  $\Gamma$  by adding independent simplicial vertices to  $\Gamma$ . Assuming (ii),  $\Gamma \notin \mathcal{N}$ .

(iii) $\Rightarrow$ (i) is an immediate from Theorem 3.12.  $\square$

## REFERENCES

- [1] G. Baumslag. On generalized free products. *Math. Zeitschrift*, 78:423–438, 1962.
- [2] A. Casson and S. Bleiler. *Automorphisms of surfaces after Nielsen and Thurston*, volume 9 of *London Mathematical Society Student Texts*. Cambridge University Press, Cambridge, 1988.
- [3] R. Charney and M. Davis. Finite  $K(\pi, 1)$ s for Artin groups. In F. Quinn, editor, *Prospects in topology*, *Ann. of Math. Stud.*, volume 138, pages 110–124, Princeton, NJ, 1995. Princeton Univ. Press.
- [4] Ruth Charney. An introduction to right-angled Artin groups. *Geom. Dedicata*, 125:141–158, 2007.
- [5] J. Crisp, M. Sageev, and M. Sapir. Surface subgroups of right-angled Artin groups. *Internat. J. Algebra Comput.*, 18(3):441–491, 2008.
- [6] J. Crisp and B. Wiest. Embeddings of graph braid and surface groups in right-angled Artin groups and braid groups. *Algebr. Geom. Topol.*, 4:439–472, 2004.

- [7] M. W. Davis and T. Januszkiewicz. Right-angled Artin groups are commensurable with right-angled Coxeter groups. *J. Pure Appl. Algebra*, 153:229–235, 2000.
- [8] G. A. Dirac. On rigid circuit graphs. *Abh. Math. Sem. Univ. Hamburg*, 25:71–76, 1961.
- [9] C. Droms. Graph groups, coherence, and three-manifolds. *J. Algebra*, 106(2):484–189, 1987.
- [10] C. Droms. Isomorphisms of graph groups. *Proc. Amer. Math. Soc.*, 100(3):407–408, 1987.
- [11] C. Droms. Subgroups of graph groups. *J. Algebra*, 110(2):519–522, 1987.
- [12] G. Duchamp and J.-Y. Thibon. Simple orderings for free partially commutative groups. *Internat. J. Algebra Comput.*, 2(3):351–355, 1992.
- [13] M. Golumbic and C. F. Goss. Perfect elimination and chordal bipartite graphs. *J. Graph Theory*, 2(2):155–163, 1978.
- [14] M. C. Golumbic. *Algorithmic graph theory and perfect graphs*. Number 57 in Annals of Discrete Mathematics. Elsevier Science B.V., Amsterdam, second edition, 2004.
- [15] C. McA. Gordon. Artin groups, 3-manifolds and coherence. *Bol. Soc. Mat. Mexicana (3)*, 10(Special Issue):193–198, 2004.
- [16] D. Groves and H. Wilton. Conjugacy classes of solutions to equations and inequations over hyperbolic groups. Preprint, arXiv:0710.1892v1.
- [17] J. Howie. On locally indicable groups. *Math. Z.*, 180(4):445–461, 1982.
- [18] T. Hsu and D. T. Wise. On linear and residual properties of graph products. *Michigan Math. J.*, 46(2):251–259, 1999.
- [19] S. Humphries. On representations of Artin groups and the Tits conjecture. *J. Algebra*, 169(3):847–862, 1994.
- [20] K. Kim, L. Makar-Limanov, J. Neggers, and F. Roush. Graph algebras. *J. Algebra*, 64(1):46–51, 1980.
- [21] S. Kim. *Hyperbolic Surface Subgroups of Right-Angled Artin Groups and Graph Products of Groups*. PhD thesis, Yale University, 2007.
- [22] S. Kim. Co-contractions of graphs and right-angled Artin groups. *Algebr. Geom. Topol.*, 8:849–868, 2008.
- [23] J. Meier and L. Van Wyk. The Bieri-Neumann-Strebel invariants for graph groups. *Proc. London Math. Soc. (3)*, 71(2):263–280, 1995.
- [24] V. Metaftsis and E. Raptis. On the profinite topology of right-angled Artin groups. *J. Algebra*, 320(3):1174–1181, 2008.
- [25] G. A. Niblo and L. D. Reeves. The geometry of cube complexes and the complexity of their fundamental groups. *Topology*, 37(3):621–633, 1998.
- [26] A. Yu. Olshanskii. Diagrams of homomorphisms of surface groups. *Sibirsk. Mat. Zh.*, (30) 6:150–171, 1989.
- [27] H. Servatius, C. Droms, and B. Servatius. Surface subgroups of graph group. *Proc. Amer. Math. Soc.*, 106(3):573–578, 1989.
- [28] Henry Wilton. Solutions to Bestvina & Feighn’s exercises on limit groups. To appear in *Geometry and Cohomology in Group Theory* (Durham, 2003). Available at arXiv:math/0604137v1.

DEPARTMENT OF MATHEMATICS, THE UNIVERSITY OF TEXAS AT AUSTIN, AUSTIN, TX 78712-0257, USA

*E-mail address:* shkim@math.utexas.edu