

On the use of stabilising transformations for detecting unstable periodic orbits in the Kuramoto-Sivashinsky equation

Jonathan J. Crofts and Ruslan L. Davidchack *

November 20, 2018

Abstract

In this paper we develop further a method for detecting unstable periodic orbits (UPOs) by stabilising transformations, where the strategy is to transform the system of interest in such a way that the orbits become stable. The main difficulty of using this method is that the number of transformations, which were used in the past, becomes overwhelming as we move to higher dimensions [5, 19, 20]. We have recently proposed a set of stabilising transformations which is constructed from a small set of already found UPOs [2]. The main benefit of using the proposed set is that its cardinality depends on the dimension of the unstable manifold at the UPO rather than the dimension of the system. In a typical situation the dimension of the unstable manifold is much smaller than the dimension of the system so the number of transformations is much smaller. Here we extend this approach to high-dimensional systems of ODEs and apply it to the model example of a chaotic spatially extended system – the Kuramoto-Sivashinsky equation. A comparison is made between the performance of this new method against the competing methods of Newton-Armijo (NA) and Levenberg-Marquardt (LM). In the latter case, we take advantage of the fact that the LM algorithm is able to solve under-determined systems of equations, thus eliminating the need for any additional constraints.

1 Introduction

The following work is concerned with the detection of UPOs for large systems of ODEs of the form

$$\frac{dx}{dt} = v(x), \quad (1.1)$$

with $x \in \mathbb{R}^n$ and $v(x) \in \mathbb{R}^n$. Often Eq. (1.1) is the result of a spatial discretisation of a parabolic PDE. In this way dynamical system results can be

*Corresponding author: e-mail: r.davidchack@mcs.le.ac.uk, Phone: +44(0) 116 252 3819, Fax: +44(0) 116 252 3915

applied to extended systems which exhibit chaos. Over the past twenty years the periodic orbit theory (POT) has been developed and successfully applied to low dimensional systems. Many dynamical invariants such as natural measure, Lyapunov exponents, fractal dimensions and entropies [18] can be determined via periodic orbit (a.k.a cycle) expansions. It is an open question whether or not the POT has anything to say for spatially extended systems. It is thus an important numerical task to find UPOs for such systems in an attempt to answer this question. The model example of a spatiotemporally chaotic system is the Kuramoto-Sivashinsky equation (KSE), which was first studied in the context of reaction-diffusion equations by Kuramoto and Tsuzuki [12], whilst Sivashinsky derived it independently as a model for thermal instabilities in laminar flame fronts [23]. It is one of the simplest interesting PDEs to exhibit chaos and we have chosen it as a test case for the work that follows.

The problem of finding UPOs is essentially a root finding problem, thus a popular approach is to use some variant of Newton's method. Indeed, Zoldi and Greenside have reported the detection of 127 distinct UPOs for the KSE [26]. Here they solve for the discretised system using simple shooting with a damped Newton method to update each step. Another recent assault on the KSE by Cvitanović and Lan use variational methods [3, 13]. Here a suitable cost function is constructed so that its minimisation leads to the detection of a UPO. The main problem, however, is that Newton type methods suffer from two major drawbacks: firstly, with increasing period, the basins of attraction become so small that placing an initial seed within the basin is practically impossible, and secondly, the method has no way of differentiating between true roots and local minima of the cost function. The latter drawback is one which increases significantly with dimension due to the complicated topology of multi-dimensional flows.

The method of detecting UPOs by stabilising transformations [2, 5, 19] aims at transforming the system in such a way that its UPOs become stable. Unlike in the Newton-type methods, the transformations are linear and thus do not suffer from spurious convergence. When faced with the task of finding UPOs of a discrete system

$$x_{i+1} = f(x_i), \quad f : \mathbb{R}^n \rightarrow \mathbb{R}^n, \quad (1.2)$$

one can look instead at the related flow

$$\frac{dx}{ds} = g(x), \quad (1.3)$$

where $g(x) = f^p(x) - x$. It is straightforward to see that the period- p points of the map are equilibrium points for the associated flow. With this setup we are able to stabilise all UPOs x^* of Eq. (1.2) such that all the eigenvalues of the Jacobian $Df^p(x^*)$ have real part smaller than one. In order to stabilise all possible UPOs we study the following flow

$$\frac{dx}{ds} = Cg(x),$$

where $C \in \mathbb{R}^{n \times n}$ is a constant matrix introduced in order to stabilise UPOs with the Jacobian's that have eigenvalues with real parts greater than one. Given a set $\{C\}$ of such matrices, we have a family of differential equations which need to be solved in order to find all UPOs of Eq. (1.2). One example of such a set was proposed by Schmelcher and Diakonov (SD) [19]. It is the set \mathcal{C}_{SD} of orthogonal matrices such that only one entry $\{\pm 1\}$ per row or column is nonzero. It has been verified that the set \mathcal{C}_{SD} stabilise all hyperbolic fixed points for $n \leq 2$, and numerical evidence suggests the result holds for $n > 2$, but, thus far, no proof has been presented. However, if we wish to extend the stabilising transformation approach to higher dimensions, the set \mathcal{C}_{SD} cannot be applied directly, since its size increases very rapidly with system dimension ($|\mathcal{C}_{\text{SD}}| = 2^n n!$).

For high-dimensional systems with relatively few unstable directions, the method of stabilising transformations can be applied efficiently by restricting our attention to the unstable part of Eq. (1.2). Indeed, by constructing transformations which only alter the stability of the flow in Eq. (1.3) in the unstable subspace of Df^p , it is possible to reduce the number of transformations considerably. The authors have recently proposed a new set of matrices \mathcal{C} based on the properties of a small already detected set of UPOs. Here the cardinality is $|\mathcal{C}| = 2^{n_u}$, where n_u is the dimension of the unstable manifold at x^* . This is the key to extending these ideas to higher dimensional systems, since often in practice the systems of interest are such that $n_u \ll N$. For example, after a finite difference discretisation of the KSE with resulting system of size $N = 100$, only four of the corresponding Lyapunov exponents are positive [26]. Thus at each seed we would have only $|\mathcal{C}| = 16$ matrices as opposed to $|\mathcal{C}_{\text{SD}}| = 2^{99} 99!$ if we used the SD matrices ¹.

2 Subspace decomposition

In what follows we take our leave from the subspace iteration methods [15, 22]. Consider the solution of the nonlinear system

$$f(x) - x = 0, \quad x \in \mathbb{R}^n, \quad f : \mathbb{R}^n \rightarrow \mathbb{R}^n, \quad (2.1)$$

where $f(x)$ is assumed twice differentiable in the neighbourhood of x^* , an isolated root of Eq. (2.1). We can approximate the solution of (2.1) by a recursive *fixed point* procedure of the form

$$x_{i+1} = f(x_i), \quad i = 1, 2, 3, \dots \quad (2.2)$$

It is well known that the iteration (2.2) converges locally in the neighbourhood of a solution x^* , as long as all the eigenvalues of the Jacobian $Df(x^*)$ lie within the unit disc $\{z \in \mathbb{C} : |z| < 1\}$. In contrast, (2.2) typically diverges if $Df(x^*)$ has an eigenvalue outside the unit disc. In that case, a popular alternative is to

¹Here we reduce the flow to a Poincaré surface of section in order to obtain a discrete system

employ Newton's method

$$\begin{aligned} (Df(x_i) - I_n)\delta x_i &= -(f(x_i) - x_i), \\ x_{i+1} &= x_i + \delta x_i, \quad i = 1, 2, 3, \dots \end{aligned} \quad (2.3)$$

The idea of subspace iterations is to exploit the fact that the divergence of the fixed point iteration (2.2) is due to a small number of eigenvalues, n_u , lying outside the unit disc. By decomposing the space \mathbb{R}^n into the direct sum of the unstable subspace spanned by the eigenvectors of $Df(x^*)$

$$\mathbb{P} = \text{Span}\{e_k \in \mathbb{R}^n : Df(x^*)e_k = \lambda_k e_k, |\lambda_k| > 1\}$$

and its orthogonal complement, \mathbb{Q} , a modified iterative scheme is obtained. The application of Newton's method to the subspace \mathbb{P} whilst continuing to use the relatively cheap fixed point iteration on the subspace \mathbb{Q} , results in a highly efficient scheme provided $\dim(\mathbb{P}) \ll \dim(\mathbb{Q})$.

To this end, let $V_p \in \mathbb{R}^{n \times n_u}$ be a basis for the subspace $\mathbb{P} \subset \mathbb{R}^n$ spanned by the eigenvectors of $Df(x^*)$ corresponding to those eigenvalues lying outside the unit disc, and $V_q \in \mathbb{R}^{n \times n_s}$ a basis for \mathbb{Q} , where $n_u + n_s = n$. Then, we can define orthogonal projectors P and Q onto the respective subspaces, \mathbb{P}, \mathbb{Q} , as follows

$$\begin{aligned} P &= V_p V_p^\top, \\ Q &= V_q V_q^\top = I_n - P. \end{aligned} \quad (2.4)$$

Note that any $x \in \mathbb{R}^n$ admits the following unique decomposition

$$x = V_p \bar{p} + V_q \bar{q} = p + q, \quad p := V_p \bar{p} = Px, \quad q := V_q \bar{q} = Qx, \quad (2.5)$$

with $\bar{p} \in \mathbb{R}^{n_u}$ and $\bar{q} \in \mathbb{R}^{n_s}$. Substituting (2.5) in Eq. (2.3) and multiplying the result by $[V_q, V_p]^\top$ on the left, one obtains

$$\begin{bmatrix} V_q^\top Df V_q - I_{n_s} & 0 \\ V_p^\top Df V_q & V_p^\top Df V_p - I_{n_u} \end{bmatrix} \begin{bmatrix} \Delta \bar{q} \\ \Delta \bar{p} \end{bmatrix} = - \begin{bmatrix} V_q^\top f - \bar{q} \\ V_p^\top f - \bar{p} \end{bmatrix}. \quad (2.6)$$

Here we have used the fact that $V_p^\top V_q = 0_{n_u \times n_s}$, $V_q^\top V_p = 0_{n_s \times n_u}$, and $V_q^\top Df V_p = 0_{n_s \times n_u}$ the latter holding due to the invariance of Df on the subspace \mathbb{P} . Now, the first n_s equations in (2.6) may be solved using the following fixed point iteration scheme

$$\begin{aligned} \Delta \bar{q}^{[0]} &= 0, \\ \Delta \bar{q}^{[i]} &= V_q^\top Df V_q \Delta \bar{q}^{[i-1]} + V_q^\top f - \bar{q}, \\ \Delta \bar{q} &= \Delta \bar{q}^{[l]} = \sum_{i=0}^{l-1} (V_q^\top Df V_q)^i (V_q^\top f - \bar{q}), \end{aligned} \quad (2.7)$$

where l denotes the number of fixed point iterations taken per NR step. Since $r_\sigma[V_q^\top Df V_q] < 1$ by construction, the iteration (2.7) will be locally convergent

on \mathbb{Q} in some neighbourhood of $\Delta\bar{q}$ – here $r_\sigma[\cdot]$ denotes the spectral radius. In order to determine $\Delta\bar{p}$ one solves

$$(V_p^\top DfV_p - I_{n_u})\Delta\bar{p} = -V_p^\top f + \bar{p} - V_p^\top DfV_q\Delta\bar{q}.$$

Note that in practice only one iteration of (2.7) is performed [15], i.e. $l = 1$, this leads to the following simplified system to solve for the correction $[\Delta\bar{q}, \Delta\bar{p}]^\top$

$$\begin{bmatrix} -I_{n_s} & 0 \\ V_p^\top DfV_q & V_p^\top DfV_p - I_{n_u} \end{bmatrix} \begin{bmatrix} \Delta\bar{q} \\ \Delta\bar{p} \end{bmatrix} = - \begin{bmatrix} V_q^\top f - \bar{q} \\ V_p^\top f - \bar{p} \end{bmatrix}.$$

Key to the success of the above algorithm is the accurate approximation of the eigenspace corresponding to the unstable modes. In order to construct the projectors P, Q , the Schur decomposition is used. However, primary concern of the work in [15, 22] is the continuation of branches of periodic orbits, where it is assumed that a reasonable approximation to a UPO is known. Since we have no knowledge *a priori* of the orbits whereabouts we shall need to accommodate this into our extension of the method to detecting UPOs.

2.1 Stabilising transformations

As discussed in the introduction, an alternative approach is supplied by the method of STs, where in order to detect equilibrium solutions of Eq. (2.1) we introduce the associated flow

$$\frac{dx}{ds} = Cg(x). \quad (2.8)$$

Here $g = f^p(x) - x$ and $C \in \mathbb{R}^{n \times n}$ is a constant matrix.

Now, substituting (2.5) in Eq. (2.8) and multiplying the result by $[V_q, V_p]^\top$ on the left, one obtains

$$\frac{d\bar{q}}{ds} = V_q^\top g, \quad (2.9)$$

$$\frac{d\bar{p}}{ds} = V_p^\top g. \quad (2.10)$$

Thus we have replaced the original Eq. (2.8) by a pair of coupled equations, Eq. (2.9) of dimension n_s and Eq. (2.10) of dimension n_u . Since

$$\begin{aligned} \frac{\partial}{\partial \bar{q}}(V_q^\top g) &= V_q Dg \frac{\partial x}{\partial \bar{q}}, \\ &= V_q^\top DgV_q, \end{aligned}$$

and $r_\sigma[V_q^\top DgV_q] < 0$ by construction, it follows that in order to detect all UPOs of Eq. (2.1), it is sufficient to solve

$$\frac{d\bar{q}}{ds} = V_q^\top g, \quad (2.11)$$

$$\frac{d\bar{p}}{ds} = \tilde{C}V_p^\top g, \quad (2.12)$$

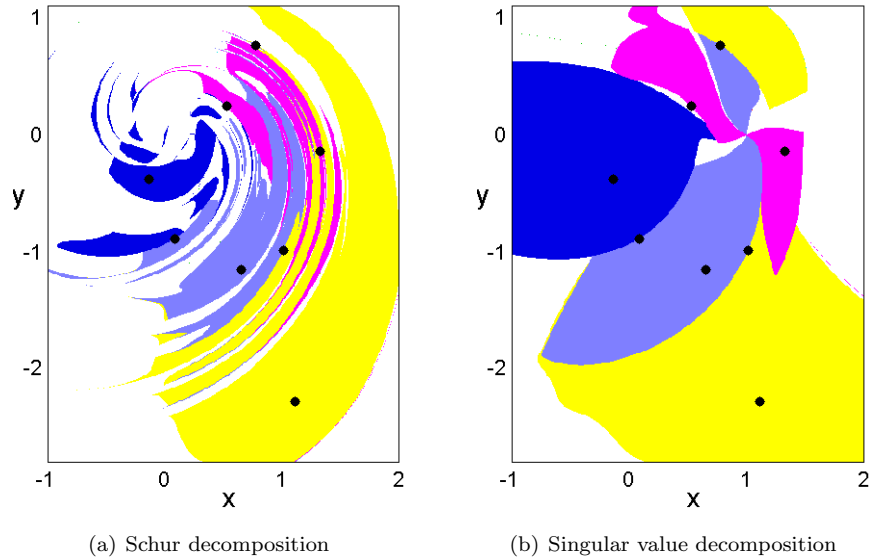


Figure 1: Basins of attraction for the period-3 orbits of the Ikeda map with parameter values $a = 1.0$, $b = 0.9$, $k = 0.4$ and $\eta = 6.0$. Here we have chosen $\tilde{C} = -1$ since in this example the unstable subspace is one-dimensional.

where $\tilde{C} \in \mathbb{R}^{n_u \times n_u}$ is a constant matrix.

In [15, 22] the Schur decomposition is used in order to construct the projectors P and Q . This is fine for continuation problems since one may assume from the offset that they possess an initial condition x_0 sufficiently close to a UPO such that the Schur decomposition of $Df(x_0)$ gives a good approximation to the eigenspace of $Df(x^*)$. However, it is well known that the eigenvectors of the perturbed Jacobian $Df(x^* + \delta x)$ behave erratically as we increase δx . In order to enlarge the basins of attraction for the UPOs we propose that singular value decomposition (SVD) be used instead. That is we choose an initial condition x_0 and construct the SVD of its pre-image, i.e. $Df(f^{-1}(x_0)) = USW^T$ (or in the continuous case $D\phi^T(\phi^{-T}(x_0)) = USW^T$ for some time T), the columns of U give the stretching directions of the map at x_0 , whilst the singular values determine whether the directions are expanding or contracting. It is these directions which we use to construct the projectors P and Q . Due to the robustness of the SVD we expect the respective basins of attraction to increase.

It is not necessary in practice to decompose Eq. (2.8) in order to apply the new ST. Rather we can express C in terms of \tilde{C} and V_p . To see this we add V_q

times Eq. (2.11) to V_p times Eq. (2.12) to get

$$\begin{aligned} \frac{dx}{ds} &= V_q V_q^\top g(x) + V_p \tilde{C} V_p^\top g(x), \\ &= [I_n + V_p(\tilde{C} - I_{n_u})V_p^\top]g(x), \end{aligned}$$

where the second line follows from Eq. (2.4). From this we see that the following choice of C is equivalent to the preceding decomposition

$$C = I_n + V_p(\tilde{C} - I_{n_u})V_p^\top. \quad (2.13)$$

Thus in practice we compute V_p and \tilde{C} at the seed x_0 in order to construct C and then proceed to solve Eq. (2.8).

The advantage of using the SVD rather than the Schur decomposition can be illustrated by the following example. Consider the Ikeda map [8]:

$$f(\mathbf{x}) := \begin{bmatrix} x_{i+1} \\ y_{i+1} \end{bmatrix} = \begin{bmatrix} a + b(x_i \cos(\phi_i) - y_i \sin(\phi_i)) \\ b(x_i \sin(\phi_i) + y_i \cos(\phi_i)) \end{bmatrix}, \quad (2.14)$$

where $\phi_i = k - \eta/(1 + x_i^2 + y_i^2)$ and the parameters are chosen such that the map has a chaotic attractor: $a = 1.0$, $b = 0.9$, $k = 0.4$ and $\eta = 6.0$. For this choice of parameters the Ikeda map possesses eight period-3 orbit points (two period-3 orbits and two fixed points, one of which is on the attractor basin boundary). In our experiments we have covered the attractor for Eq. (2.14) with a grid of initial seeds and solved the associated flow for $p = 3$, i.e., $g(x) = f^3(x) - x$. This is done twice, firstly in the case where the projections P and Q are constructed via the Schur decomposition and secondly when they are constructed through the SVD. Since all UPOs of the Ikeda map are of saddle type, the unstable subspace is one-dimensional and we need only two transformations: $\tilde{C} = 1$ and $\tilde{C} = -1$. Figure 1 shows the respective basins of attraction for the two experiments with $\tilde{C} = -1$. It can be clearly seen that the use of SVD corresponds to a significant increase in basin size compared to the Schur decomposition. Note that with $\tilde{C} = -1$ we stabilise four out of eight fixed points of f^3 . The other four are stabilised with $\tilde{C} = 1$. The corresponding basins of attraction are shown in Figure 2. Note that for this choice of ST the decision of which basis vectors to choose is not important, since Eq. (2.13) yields $C = I$, so that the associated flow is independent of the selected basis.

3 Implementation

A typical approach in the determination of UPOs for flows is via a Poincaré surface of section (PSS). By “clever” placement of an $(n - 1)$ -dimensional manifold in the phase space, the problem is reduced to a discrete map defined via intersections with the manifold. However, a correct choice of PSS is a challenging problem in itself. Due to the complex topology of a high-dimensional phase space, the successful detection of UPOs will be highly dependent upon

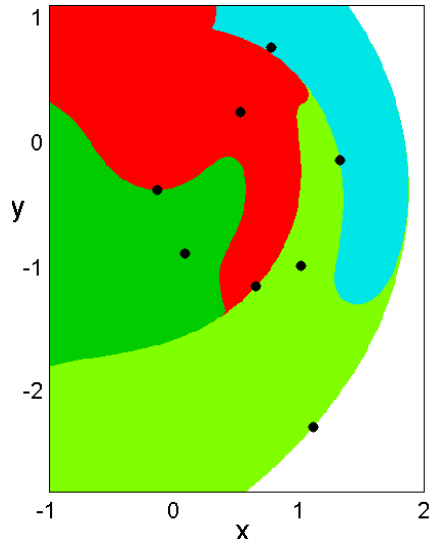


Figure 2: The basins of attraction for the Ikeda map for the choice of $\tilde{C} = 1$. Fixed points of f^3 with negative unstable eigenvalues are stable stationary solutions of the associated flow, while those with positive eigenvalues are saddles located at the basin boundaries.

the choice of surface. When the choice of a suitable PSS is not obvious *a priori*, we found it preferable to work with the full flow, adding an auxiliary equation to determine the integration time T .

Let $x \mapsto \phi^t(x)$ denote the flow map of Eq. (1.1). Then we define the associated flow as follows

$$\frac{dx}{ds} = C(\phi^T(x) - x). \quad (3.1)$$

The additional equation for T is constructed such that T is always changing in the direction that decreases $|\phi^T(x) - x|$, i.e.

$$\frac{dT}{ds} \propto -\frac{\partial |g|^2}{\partial T},$$

or, more precisely

$$\frac{dT}{ds} = -\alpha v(\phi^T(x)) \cdot (\phi^T(x) - x). \quad (3.2)$$

Here $\alpha > 0$ is a constant which controls the relative speed of convergence of Eq. (3.2). This leads to the following augmented flow which must be solved to detect UPOs of (1.1):

$$\frac{d}{ds} \begin{bmatrix} x \\ T \end{bmatrix} = \begin{bmatrix} C(\phi^T(x) - x) \\ -\alpha v(\phi^T(x)) \cdot (\phi^T(x) - x) \end{bmatrix}. \quad (3.3)$$

Note that the augmented flow (3.3) is derived by integrating a nonlinear PDE for some time T and will become increasingly stiff for larger T .

Several approaches have been proposed for the solution of stiff systems of ODEs; see for example, the review by Shampine and Gear [21]. Of all these techniques the general-purpose codes contained within the ODEPACK software package [7] are regarded as some of the best available routines for the solution of such systems. Thus, in our numerical experiments we use the stiff solver `dl sodar` from the ODEPACK toolbox to integrate (3.3). `dl sodar` is a variable step-size solver which automatically changes between stiff and nonstiff modes. In particular, as we approach a steady state of Eq. (3.3) `dl sodar` will take increasingly larger time-steps, leading to super linear convergence in the neighbourhood of the solution.

To use the solver `dl sodar`, we must provide a routine that returns the value of the vector field (3.3) evaluated at a given point $(x, T)^\top$. Here we need the solution of Eq. (1.1) which is obtained by applying a suitable numerical integration scheme; see the next section for further details. The ODEPACK software package makes use of the Jacobian matrix of the system being integrated and provides the option of computing the Jacobian via finite differences or via a user supplied routine. Note that in the case that the flow is expected to be stiff much of the time, it is recommended that a routine for the Jacobian is supplied and we do this. The derivative of (3.3) with respect to $(x, T)^\top$ is given by

$$\begin{bmatrix} C(J_T - I_n) & C v_T \\ -\alpha(v_T^\top(J_T - I_n) + g^\top Dv J_T) & -\alpha(g^\top Dv v_T + v_T^\top v_T) \end{bmatrix},$$

where $J_T = \partial\phi^T(x)/\partial x$, $v_T = v(\phi^T(x))$, $Dv = dv/dx$ and $g = \phi^T(x) - x$ as usual.

Quite often one might wish to terminate simulation before the usual stopping criteria of, for example, a maximum number of steps taken or certain tolerances having been reached. A nice feature of the `dl sodar` algorithm is that it allows the optional user supplied routine to do just this. To be more exact, it determines the roots of any of a set of user supplied functions

$$h_i = h_i(t, x_1, \dots, x_n), \quad i = 1, \dots, m,$$

and returns the solution of (3.3) at the root if it occurs prior to the normal stopping criteria.

Note that, to increase the efficiency of the algorithm we wish to avoid the following two instances: firstly, due to the local nature of the STs, we should stop the search if we wander too far from the initial condition, and secondly, since our search is governed by the dynamics of Eq. (3.1) and not by those of (1.1), we might move off the attractor after some time period so the convergence to a UPO becomes highly unlikely. In our numerical experiments we supply the following function

$$h_1 = a - \|g\|,$$

where $a \in \mathbb{R}$ is a constant and $\|\cdot\|$ denotes the L_2 norm. In practice, we have found that there exists a threshold value of a , such that convergence is highly

unlikely once the norm of g surpasses it. Note that we also restrict the maximum number of allowed integration steps since the convergence becomes less likely if the associated flow is integrated for a long time.

We must also provide two tolerances, `rtol` and `atol`, which control the local error of the ODE solver. In particular, the estimated local error in $X = (x, T)^\top$ will be controlled so as to be less than

$$\text{rtol} \cdot \|X\|_\infty + \text{atol}.$$

Thus the local error test passes if, in each component, either the absolute error is less than `atol` or the relative error is less than `rtol`. The accuracy with which we would like to solve the flow (3.3) is determined by the stability properties of (1.1). To understand this, we note that in evaluating the RHS of (3.3) it is the solution of Eq. (1.1) at time T , i.e. $\phi^T(x)$, which is critical for error considerations. Suppose that our initial point lies within δx of a true trajectory x . Then $\phi^T(x + \delta x)$ lies approximately within $e^{\lambda T} \delta x$ of the true trajectory, $\phi^T(x)$, where λ is the largest Lyapunov exponent of the system. Since λ is positive for chaotic systems, the error grows exponentially with the period and we should take this into account when setting the tolerances `rtol` and `atol`. This leads us to the following settings for the tolerances

$$\text{rtol} = \text{atol} = 10^{-5}/e^{\lambda T_0},$$

where T_0 is the initial period and λ is the largest Lyapunov exponent of the flow v . We have computed the Lyapunov exponent using the algorithm due to Benettin *et al* [1].

3.1 Kuramoto-Sivashinsky equation

We have chosen the Kuramoto-Sivashinsky equation (KSE) for our numerical experiments. It is the simplest example of spatiotemporal chaos and has been studied in a similar context in [4, 13, 26], where the detection of many UPOs has been reported. We work with the KSE in the form

$$u_t = -\frac{1}{2}(u^2)_x - u_{xx} - u_{xxxx}, \quad (3.4)$$

where $x \in [0, L]$ is the spatial coordinate, $t \in \mathbb{R}^+$ is the time and the subscripts x, t denote differentiation with respect to space and time. For $L < 2\pi$, $u(x, t) = 0$ is the global attractor for the system and the resulting long time dynamics are trivial. However, for increasing L the system undergoes a sequence of bifurcations leading to complicated dynamics; see for example [11].

Our setup will be close to that found in [13]. In what follows we assume periodic boundary conditions: $u(x, t) = u(x + L, t)$, and restrict our search to the subspace of antisymmetric solutions, i.e. $u(x, t) = -u(L - x, t)$. Due to the periodicity of the solution, we can solve Eq. (3.4) using the pseudo-spectral method [6, 24]. Representing the function $u(x, t)$ in terms of its Fourier modes:

$$u(x, t) := \mathcal{F}^{-1}[\hat{u}] = \sum_{k \in \mathbb{Z}} \hat{u}_k e^{-ikqx},$$

where

$$\hat{u} := (\dots, \hat{u}_{-1}, \hat{u}_0, \hat{u}_1, \dots)^\top, \quad \hat{u}_k := \mathcal{F}[u]_k = \frac{1}{L} \int_0^L u(x, t) e^{ikqx} dx,$$

we arrive at the following system of ODEs

$$\frac{d\hat{u}_k}{dt} = [(kq)^2 - (kq)^4] \hat{u}_k - \frac{ikq}{2} \mathcal{F}[(\mathcal{F}^{-1}[\hat{u}])^2]_k.$$

Here $q = 2\pi/L$ is the basic wave number. Since u is real, the Fourier modes are related by $\hat{u}_{-k} = \hat{u}_k^*$. Furthermore, since we restrict our search to the subspace of odd solutions, the Fourier modes are pure imaginary, i.e. $\Re(\hat{u}_k) = 0$.

The above system is truncated as follows: the Fourier transform \mathcal{F} is replaced by its discrete equivalent

$$a_k := \mathcal{F}_N[u]_k = \sum_{j=0}^{N-1} u(x_j) e^{ikqx_j}, \quad u(x_j) := \mathcal{F}_N^{-1}[a]_j = \frac{1}{N} \sum_{k=0}^{N-1} a_j e^{-ikqx_j},$$

where $x_j = L/N$ and $a_{N-k} = a_k^*$. Since $a_0 = 0$ due to Galilean invariance and setting $a_{N/2} = 0$ (assuming N is even), the number of independent variables in the truncated system is $n = N/2 - 1$. The truncated system looks as follows:

$$\dot{a}_k = [(kq)^2 - (kq)^4] a_k - \frac{ikq}{2} \mathcal{F}_N[(\mathcal{F}_N^{-1}[a])^2]_k, \quad (3.5)$$

with $k = 1, \dots, n$, although in the Fourier transform we need to use a_k over the full range of k values from 0 to $N - 1$.

The discrete Fourier transform \mathcal{F}_N can be computed using fast Fourier transform (FFT). In Fortran and C, the routine `REALFT` from Numerical Recipes [25] can be used. In Matlab, it is more convenient to use complex variables for a_k . Note that Matlab function `fft` is, in fact, the inverse Fourier transform.

To derive the equation for the matrix of variations, we use the fact that \mathcal{F}_N is a linear operator to obtain

$$\frac{\partial \dot{a}_k}{\partial a_j} = [(kq)^2 - (kq)^4] \delta_{kj} + kq \mathcal{F}_N[\mathcal{F}_N^{-1}[a] \otimes \mathcal{F}_N^{-1}[\delta_{kj}]], \quad j = 1, \dots, N-2, \quad (3.6)$$

where \otimes indicates componentwise product, and the inverse Fourier transform is applied separately to each column of δ_{kj} . Here, δ_{kj} is not a standard Kronecker delta, but the $N \times n$ matrix:

$$\delta_{kj} = \begin{pmatrix} 0 & 0 & \dots \\ 1 & 0 & \dots \\ 0 & 1 & \dots \\ \dots & \dots & \dots \\ 0 & 0 & \dots \\ \dots & \dots & \dots \\ 0 & -1 & \dots \\ -1 & 0 & \dots \end{pmatrix},$$

with index k running from 0 to $N - 1$.

In practice, the number of degrees of freedom n should be sufficiently large so that no modes important to the dynamics are truncated, whilst on the other hand, an increase in n corresponds to an increase in computation. To determine the order of the truncation in our numerical experiments, we initially chose n to be large and integrated a random initial seed onto the attractor. By monitoring the magnitude of the harmonics an integer k was determined such that $a_j < 10^{-5}$ for $j > k$. The value of n was then chosen to be the smallest integer such that: (i) $n \geq k$, and (ii) $N = 2n + 2$ was an integer power of two. The second condition ensures that the FFT is applied to vectors of size which is a power of two resulting in optimal performance.

Note that in the numerical results to follow we work entirely in Fourier space. We use an exponential time differencing method (ETDRK4) due to Kassam and Trefethen [9] in order to solve (3.5) and (3.6). Note that the method uses a fixed step-size ($h = 0.25$ in our calculations) thus it is necessary to use an interpolation scheme in order to integrate up to arbitrary times. In our work we have implemented cubic interpolation [25]. More precisely, to integrate up to time $t \in [t_i, t_i + h]$, where the t_i are integer multiples of the step-size h . We construct the unique third order polynomial passing through the two points $a(t_i)$ and $a(t_i + h)$, with derivatives $a'(t_i)$ and $a'(t_i + h)$ at the respective points. In this way we obtain the following cubic model:

$$p(s) = [2a(t_i) + a'(t_i) + a'(t_i + h) - 2a(t_i + h)]s^3 + [3a(t_i + h) - 3a(t_i) - 2a'(t_i) - a'(t_i + h)]s^2 + a'(t_i)s + a(t_i),$$

where the parameter $s = (t - t_i)/h \in [0, 1]$.

3.2 Numerical Results

We now present the results of our numerical experiments. We have compared the performance of our method against the Newton-Armijo (NA) version of the damped Newton algorithm [10], as well as the nonlinear least squares solver `lmdcr` from the MINPACK software package [17]. Note that `lmdcr` is an implementation of the Levenburg-Marquardt algorithm [16]. Both methods have been successfully applied to spatially extended systems in order to detect periodic orbits in the past, in particular, in [26] the NA algorithm was able to detect many distinct UPOs of the KSE, whilst more recently, `lmdcr` has been used to determine many UPOs of the closely related complex Ginzburg-Landau equation [14].

Both methods require as input a function whose zeros are to be determined. In the case of NA an auxiliary equation must be added due to the time invariance of Eq. (1.1). For `lmdcr`, it is not necessary to augment the system since the algorithm is able to solve under-determined systems of equations, however, we run two separate experiments: (i) we solve the unconstrained system, and (ii) we supply an auxiliary equation as in the case of the Newton algorithm. In this way we are able to infer the effect of the PSS on the performance of the

search. One important note concerning `lmdcr`, is that, even though it is capable of solving under-determined systems of equations, it still requires the number of equations to equal the number of unknowns in the user supplied function, in practice however, we may simply set any additional equations identically equal to zero.

In order to determine UPOs via the aforementioned methods, we introduce the following augmented system

$$F(x, T) = \begin{bmatrix} \phi^T(x) - x \\ v(x_0) \cdot (\phi^T(x) - x_0) \end{bmatrix}, \quad (3.7)$$

where the additional equation defines a Poincaré surface of section normal to the initial field vector. Also, in order to optimise efficiency we use the analytic Jacobian in all our experiments rather than a numerical approximation

$$DF(x, T) = \begin{bmatrix} J_T - I_n & v_T \\ v_0 & 0 \end{bmatrix}. \quad (3.8)$$

Note that, in the case of the unconstrained system, the equations are as above, except that we set the last entry in (3.7) and the final row in (3.8) identically equal to zero. In addition to this we must supply the two routines with certain tolerances in order to control errors. Let us denote the relative error desired in the approximate solution by `xtol` and the relative error desired in the sum of squares by `ftol`. In the computations performed in the next section we set the tolerances to the recommended values of

$$\text{ftol} = 10^{-8}, \quad \text{xtol} = 10^{-8}.$$

Further, `lmdcr` requires a third tolerance, `gtol`, which measures the orthogonality desired between the vector function F and the columns of the Jacobian, DF ; we also set this to its recommended value `gtol=0`. Finally, we specify a maximum number of function evaluations allowed during each run of the `lmdcr` and `NA` algorithms in order to increase efficiency.

For our method we use the set of matrices proposed in §2.1 with

$$\tilde{C} = \mathcal{C}_{\text{SD}},$$

since within the low-dimensional unstable subspace it is possible to apply the full set of Schmelcher-Diakonos (SD) matrices. The UPOs determined from our search will then be used as seeds to determine new cycles. Here we proceed in analogous fashion to [2] by constructing STs from the monodromy matrix, $D\phi^{T^*}(a^*)$, of the cycle $(a^*, T^*)^\top$. We then solve the augmented flow (3.3) from the new initial condition $(a^*, \tilde{T})^\top$, where the time \tilde{T} is chosen such that

$$a^*(0) \approx a^*(\tilde{T}) \quad \text{and} \quad \tilde{T} \pmod{T^*} \neq 0.$$

Note that any given cycle may exhibit many close returns, particularly longer cycles, thus in general a periodic orbit may produce many new initial seeds.

This is an especially useful feature, since we do not have to recompute the corresponding STs.

Initially, to determine that a newly detected cycle, (x^*, T^*) , was different from those already found, we first checked whether the periods differed, that is, we determined whether $|T^* - T'| > T_{\text{tol}}$ for all previously detected orbits. If two orbits were found to have the same period, we then calculated the distance between the first components of x^* , and all other detected orbits y^* . However, in practice we found, that if two orbits have the same period, then either they are the same or they are related via symmetry, recall that if $u(x, t)$ is a solution then so is $-u(L - x, t)$. Thus, in order to avoid the convergence of UPOs that are trivially related by symmetry we will consider two orbits as being equal if their periods differ by less than the tolerance T_{tol} . Of course, this criterion can, in theory, lead us to discard cycles incorrectly, however, this is highly unlikely in practice.

3.2.1 Comparison of the numerical methods

The search for UPOs is conducted within a rectangular region containing the chaotic invariant set. Initial seeds are obtained by integrating a random point within the region for some transient time τ . Once on the attractor, the search for close returns within chaotic dynamics is implemented. That is, we integrate the system from the initial point on the attractor until $a(t_0) \approx a(t_1)$ for some times $t_0 < t_1$, and use the close return, $(a(t_0), T_0)$, where $T_0 = t_1 - t_0$, as our initial guess to a time-periodic solution. In order to build the STs we solve the variational equations for each seed starting from the random initial point, $a(0)$, for time $\tau + t_0$. In order to construct the matrix V_p , we apply the SVD to the matrix

$$D\phi^{\tau+t_0}(a(0)) = USW^T, \quad (3.9)$$

the corresponding ST is given by

$$C = I_n + V_p(\tilde{C} - I_{n_u})V_p^T,$$

where $V_p = U_{jk}$, $j = 1, \dots, n$, $k = 1, \dots, n_u$, i.e. the first n_u columns of U in (3.9). Here n_u is the number of expanding directions which is determined by the number of singular values with modulus greater than one.

We examine two different system sizes: $L = 38.5$, for which the detected UPOs typically have one positive Lyapunov exponent, and $L = 51.4$, for which the UPOs have either one or two positive Lyapunov exponents. The corresponding system sizes are $n = 15$ and $n = 31$ respectively. Our experiments were conducted over two separate ranges. We began by looking for shorter cycles with period $T \in [10, 100]$, the lower bound here was determined *a posteriori* so as to be smaller than the shortest detected cycle. We then searched for longer cycles, $T \in [100, 250]$ to be more precise, where the maximum of $T = 250$ was chosen in order to reduce the computational effort.

In our calculations we set the positive constant $\alpha = 0.25$ in Eq. (3.3). Using the solver `dlsodar` we integrated 500 random seeds over both ranges for time

Table 1: The number of distinct periodic solutions for the Kuramoto-Sivashinsky equation detected by the method of STs. Here $L = 38.5$ and $\alpha = 0.25$.

Period	C	N_{po}	N_{hit}	N_{fev}	N_{jev}	Work
10 – 100	C_0	28	498	252	10	412
	C_1	16	296	684	32	1196
	$\{C_i\}$	44	794	936	42	1608
100 – 250	C_0	235	395	903	78	2151
	C_1	64	256	1294	112	3086
	$\{C_i\}$	299	651	2197	190	5237

Table 2: The number of distinct periodic solutions for the Kuramoto-Sivashinsky equation detected by the Levenberg-Marquardt algorithm `lmdr` with $L = 38.5$.

Method	Period	N_{po}	N_{hit}	N_{fev}	N_{jev}	Work
Constrained	10 – 100	41	475	12	9	156
	100 – 250	232	358	113	97	1665
Unconstrained	10 – 100	42	491	11	9	155
	100 – 250	233	363	109	95	1629

$s = 150$, the seeds were chosen such that $|\phi^{T_0}(a(0)) - a(0)| < 1.0$. If the flow did not converge within 1000 integration steps, we found it more efficient to terminate the solver and to re-start with a different ST or a new seed. As mentioned in the previous section we choose a constant $a = 50$ experimentally so that integration is terminated if the norm of g grows to large, i.e. $|g(x)| = |\phi^T(x) - x| > a$. Typically on convergence of the associated flow the UPO is determined with accuracy of about 10^{-7} at which point we implement two or three iterations of the Newton-Armijo rule to Eq. (3.7) in order to allow convergence to a UPO to within roundoff error.

Similarly, we run the `lmdr` and NA routines from the same 500 seeds over the two different time ranges. The respective routines are terminated if one of the following three scenarios arise: (i) a predefined maximum number of function evaluations is exceeded, we set the maximum number of function evaluations equal to 1000, (ii) the error between two consecutive steps is less than `xtol`, but the sum of squares is greater than `ftol`, indicating a local minimum has been detected, or (iii) both `xtol` and `ftol` are satisfied indicating that convergence to a UPO has been obtained.

Note that, one problem with applying methods that use a cost function to obtain “global” convergence to our setting, is that for increasing period, the level curves of $|g|^2$ become increasingly compressed along the unstable manifold of $\phi^T(x)$, resulting in a complicated surface with many minima, both local and global, embedded within long, winding, narrow “troughs”.

Table 3: The number of distinct periodic solutions for the Kuramoto-Sivashinsky equation detected by the Newton-Armijo algorithm with $L = 38.5$.

Period	N_{po}	N_{hit}	N_{fev}	N_{jev}	Work
10 – 100	43	475	29	7	141
100 – 250	213	334	309	41	965

This can be explained by the following heuristics: for simplicity let us assume that we are dealing with a map $x_{n+1} = f(x_n)$, whose unstable manifold is a one-dimensional object. In that case, we may define a one-dimensional map, locally, about a period- p orbit, x^* , of the map f as

$$\bar{h}(s) = |g(x^* + \delta x)|^2.$$

Here $g = f^p(x) - x$ as usual, $\delta x = x(s) - x^*$ is small, and we only allow $x(s)$ to vary along the unstable manifold. Expanding g in a Taylor series about the periodic orbit, x^* , we obtain

$$\begin{aligned} \bar{h}(s) &= |g(x^*) + Dg(x^*)\delta x + O(\delta x^2)|^2 \\ &= |(Df^p(x^*) - I_n)\delta x + O(\delta x^2)|^2 \\ &= \delta x^\top (\Lambda^p - I_n)^2 \delta x + O(\delta x^3), \end{aligned}$$

where the third line follows since δx is an eigenvector of $Df(x^*)$ with corresponding eigenvalue λ , and $\Lambda = \text{diag}(\lambda, \dots, \lambda)$. Note that in the above we assume that p is large but finite so that the term $(\Lambda^p - I_n)^2$ remains bounded. Now, close to the periodic orbit, \bar{h} is approximately a quadratic form with slope of the order λ^p , and since $|\lambda| > 1$, it follows that if we move along the unstable manifold $|g|^2$ will grow quicker for larger periods, or, in other words, the level curves are compressed along the unstable direction.

Since both `lmdcr` and NA reduce the norm of $g = \phi^T(x) - x$ at each step, they will typically follow the gradient to the bottom of the nearest trough, where they will start to move along the narrow base towards a minimum. Once at the base of a trough, however, both algorithms are forced into taking very small steps, this follows due to the nature of the troughs, i.e. the base is extremely narrow and winding, and since both methods choose their next step-size based on the straight line search. In order to avoid this situation we use the following additional stopping criteria in our experiments

$$N_{\text{step}} > \left\lceil \frac{\|g(x_n)\|}{\|g(x_{n-1})\| - \|g(x_n)\|} \right\rceil. \quad (3.10)$$

Here N_{step} denotes the maximum number of iterations allowed, and the term on the right is a linear approximation of the number of steps required for convergence. If the above condition fails in 50 consecutive iterates we terminate the search.

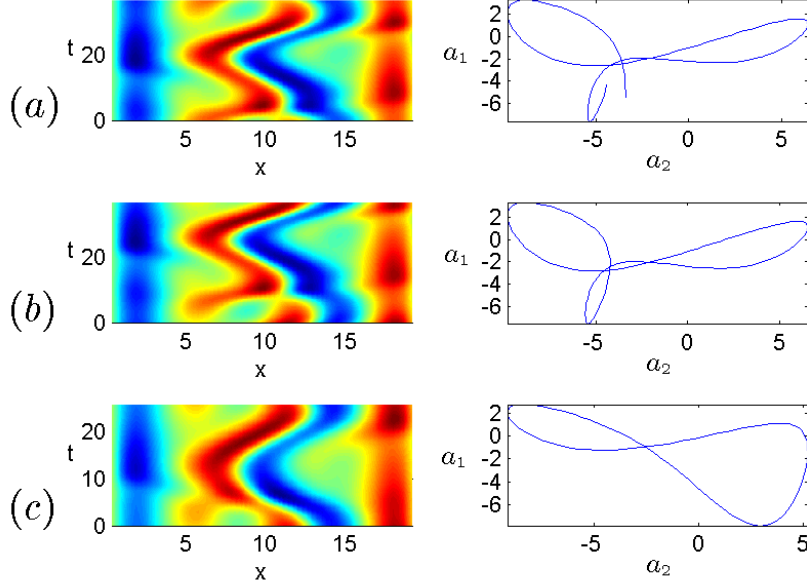


Figure 3: Illustration of two UPOs of KSE detected from a single seed. We show both a level plot for the solutions and a projection onto the first two Fourier components. Since $u(x, t)$ is antisymmetric on $[0, L]$, it is sufficient to display the space-time evolution of $u(x, t)$ on the interval $[0, L/2]$: (a) Seed with time $T = 37.0$, (b) a periodic solution of length $T = 36.9266$ detected with stabilising transformation $\tilde{C} = +1$ and (c) a periodic solution of length $T = 25.8489$ detected with stabilising transformation $\tilde{C} = -1$.

In order to make a comparison between the efficiency of the methods we introduce the measure of the work done per seed

$$\text{Work} = N_{\text{fev}} + n \times N_{\text{jev}}. \quad (3.11)$$

Here N_{fev} is the average number of function evaluations per seed, N_{jev} the average number of Jacobian evaluations per seed and n is the size of the system being solved. The expression in (3.11) takes into account the fact that evaluation of the Jacobian is n times more expensive than evaluation of the function itself.

The results of our experiments are summarised in Tables 1–6. Here N_{po} denotes the number of distinct orbits found, N_{hit} gives the number of times we converged to a UPO, and N_{fev} , N_{jev} , and Work , are as defined above. In Tables 1 and 4 the performance of the stabilising transformations are analysed both collectively and on an individual basis; here the different C_i denote the different

Table 4: The number of distinct periodic solutions for the Kuramoto-Sivashinsky equation detected by the method of stabilising transformations. Here $L = 51.4$ and $\alpha = 0.25$.

Period	C	N_{po}	N_{hit}	N_{fev}	N_{jev}	Work
10 – 100	C_0	11	366	382	16	894
	C_1	1	221	410	23	1146
	C_2	7	108	456	20	1096
	C_3	2	81	357	13	773
	C_4	2	157	464	26	1296
	C_5	0	171	654	35	1774
	C_6	5	174	666	36	1818
	C_7	2	139	496	36	1648
	$\{C_i\}$	30	1417	3885	205	10445
100 – 250	C_0	51	330	628	17	1172
	C_1	7	209	807	27	1671
	C_2	17	138	936	31	1928
	C_3	21	177	917	26	1749
	C_4	11	161	877	36	2029
	C_5	0	116	960	43	2336
	C_6	1	117	975	42	2319
	C_7	6	161	879	35	1999
	$\{C_i\}$	114	1409	6979	257	15203

SD matrices. In Table 1 $C_0 = +1$ and $C_1 = -1$, whilst in Table 4 we have

$$\left\{ C_0 = \begin{bmatrix} 1 & 0 \\ 0 & 1 \end{bmatrix}, C_1 = \begin{bmatrix} -1 & 0 \\ 0 & 1 \end{bmatrix}, C_2 = \begin{bmatrix} 1 & 0 \\ 0 & -1 \end{bmatrix}, C_3 = \begin{bmatrix} -1 & 0 \\ 0 & -1 \end{bmatrix}, \right. \\ \left. C_4 = \begin{bmatrix} 0 & 1 \\ 1 & 0 \end{bmatrix}, C_5 = \begin{bmatrix} 0 & -1 \\ 1 & 0 \end{bmatrix}, C_6 = \begin{bmatrix} 0 & 1 \\ -1 & 0 \end{bmatrix}, C_7 = \begin{bmatrix} 0 & -1 \\ -1 & \end{bmatrix} \right\}$$

The total work done per seed is given by the sum over all the SD matrices and is denoted by $\{C_i\}$.

In total we found 487 UPOs using the ST method, 379 UPOs using `lmdcr` and 350 UPOs using NA. Whilst all methods found roughly the same number of orbits when searching for shorter period cycles, Tables 1 – 4 reveal significant differences in performance. By comparing the work done per seed we see that both `lmdcr` and NA are considerably faster, indeed efficiency between ST and the other methods for $L = 38.5$ differ by factors as great as 10. The situation changes, however, when we look at the detection of longer cycles. For $L = 38.5$ in particular, we see that the ST method computes many more orbits than its competitors. Also, although both `lmdcr` and NA remain more efficient than the ST method, the difference in efficiency is now only a factor of 3 in the case of `lmdcr` and 5 in the case of NA. In fact, using the identity matrix alone, the

Table 5: The number of distinct periodic solutions for the Kuramoto-Sivashinsky equation detected by the Levenberg-Marquardt algorithm `lmdcr` with $L = 51.4$

Method	Period	N_{po}	N_{hit}	N_{fev}	N_{jev}	Work
Constrained	10 – 100	19	311	26	18	602
	100 – 250	85	337	72	61	2024
Unconstrained	10 – 100	19	489	16	12	400
	100 – 250	85	396	63	51	1695

Table 6: The number of distinct periodic solutions for the Kuramoto-Sivashinsky equation detected by the Newton-Armijo algorithm with $L = 51.4$.

Period	N_{po}	N_{hit}	N_{fev}	N_{jev}	Work
10 – 100	19	308	73	20	713
100 – 250	75	309	174	43	1550

ST method detects more UPOs than either `lmdcr` or NA, but with comparable efficiency. For larger system size, $L = 51.4$, the ST method still detects more orbits than `lmdcr` or NA. However, in doing so a considerable amount of extra work is done. It is important to note here, that the increase in work is due, mainly, to the fact that not all the SD matrices work well. For example, the subset of matrices $\{C_0, C_2, C_3, C_4\} \subset \mathcal{C}_{SD}$, detect approximately 90% of the longer period UPOs, yet they account for less than 50% of the overall work. Note that it is not surprising that the SD matrices do not perform equally well, this is, after all, what we would have expected based upon our experience with maps. However, it is still important to try all SD matrices – when possible – in order to compare their efficiency, especially if one wishes to construct minimal sets of ST matrices.

Another important consideration is, how was the performance of `lmdcr` affected by the additional constraint? We can see from Tables 3 and 5 that the unconstrained system is more efficient, in all cases requiring fewer steps to converge, more importantly, it can be seen that the constrained system can fail to converge at all. Crucially, the number of searches which failed increases considerably as we look at larger system size, therefore, as we move to more complicated systems we would expect to see this difference in performance further increase. For example, in [14] Lopez *et al* use `lmdcr` to search for relative periodic orbits in the complex Ginzburg-Landau equation, where they have augmented the system with three additional equations. Our results suggest that this search would have benefited, not only in performance and numbers of UPOs detected, but by the savings in both time and effort required to construct additional equations and the resulting Jacobian, by setting all additional equations identically equal to zero.

Finally, a key feature of our method is that we can converge to several different UPOs from just one seed, depending upon which ST is used. Figure 3 shows one of such cases, where Eq. (3.3) is solved from the same seed for each of the 2^{n_u} STs ($n_u = 1$ in this example), with two of them converging to two different UPOs. Figure 3a shows the level plot of the initial condition and a projection onto the first two Fourier components. Figures 3b and 3c show two unstable spatiotemporally periodic solutions which were detected from this initial condition, the first of period $T = 36.9266$ was detected using $\tilde{C} = +1$, whilst the second of period $T = 25.8489$ was detected using $\tilde{C} = -1$. The ability to detect several orbits from one seed increases the efficiency of the algorithm.

3.2.2 Seeding with UPOs

In order to construct a seed from an already detected orbit, (a^*, T^*) , we begin by searching for close returns. That is, starting from a point on the orbit, $a^*(t_0)$, we search for a time t_1 such that $a(t_1)$ is close to $a(t_0)$. As long as $\tilde{T} \bmod T \neq 0$, where $\tilde{T} = t_1 - t_0$, we take $(a^*(t_0), \tilde{T})$ as our initial guess to a time periodic solution. For longer period cycles, we can find many close returns by integrating just once over the period of the orbit. Shorter cycles, however, produce fewer recurrences and, in general, must be integrated over longer times to find good initial seeds. In our experiments we searched for close returns $\tilde{T} \in (10, 2T^*)$ if $T^* < 150.0$; otherwise, we chose $\tilde{T} \in (10, T^*)$.

Stabilising transformations are constructed by applying the polar decomposition to the matrix $\tilde{G} = \tilde{Q}\tilde{B}$, where \tilde{G} is defined by

$$\tilde{G} := V(S\Lambda - I_n)V^{-1}.$$

Here V and Λ are defined through the eigen decomposition of $D\phi^{T^*}(a^*(t_0)) = V\Lambda V^{-1}$, and $S = \text{diag}(\pm 1, \pm 1, \dots, \pm 1)$. The different transformations are then given by $C = -\tilde{Q}^T$. Now, in [2] it was shown that a change in the sign of the stable eigenvalues does not result in a substantially different stabilising transformation, thus we use the subset of S such that $S_{ii} = 1$ for $i > n_u$. For $L = 38.5$, we have just two such transformations, since all periodic orbits have only one unstable eigenvalue. Whilst for $L = 51.4$, we will have either two or four transformations depending upon the number of unstable eigenvalues of $D\phi^{T^*}(a^*(t_0))$.

In the calculations to follow, a close return was accepted if $|a^*(t_1) - a^*(t_0)| < 2.5$. Note that, this was the smallest value to produce a sufficient number of recurrences to initiate the search. A particular cycle may exhibit many close returns. In the following, we set the maximum number of seeds per orbit equal to 5. To obtain convergence within tolerance 10^{-7} we had to increase the integration time to $s = 250$ and the maximum number of integration steps allowed to 2000. If we converged to a UPO then as in the preceding section, we apply two or three Newton-Armijo steps to the Eq. (3.7) in order to converge to machine precision.

The results of our experiments are given in Tables 7 and 8. As in the previous section, N_{po} denotes the number of distinct orbits found, N_{hit} the number of

Table 7: Number of distinct orbits detected using the method of stabilising transformations with periodic orbits as seeds. The number of seeds is 489. $L = 38.5$, $\alpha = 0.25$.

C	N_{po}	N_{hit}	N_{fev}	N_{jev}	Work
C_0	46	209	2814	136	4854
C_1	52	198	2819	130	4769
$\{C_i\}$	98	407	5633	266	9623

Table 8: Number of distinct orbits detected using the method of stabilising transformations with periodic orbits as seeds. The number of seeds is 123. $L = 51.4$, $\alpha = 0.25$.

C	N_{po}	N_{hit}	N_{fev}	N_{jev}	Work
C_0	1	21	2797	48	4333
C_1	2	37	2815	40	4095
C_2	0	0	216	3	312
C_3	0	1	187	2	251
$\{C_i\}$	3	59	6015	93	8691

times we converged to a UPO, N_{fev} the average number of function evaluations per seed, and N_{jac} the average number of jacobian evaluations per seed. The computational cost per seed is measured in terms of the average number of function evaluations per seed and is defined as in Eq. (3.11). In Tables 7 and 8 the different C_i can be uniquely identified by the signature of pluses and minuses defined through the corresponding matrix S . For $L = 38.5$, the matrices C_0 and C_1 correspond to the signatures $(+, \dots, +)$ and $(-, +, \dots, +)$, respectively, whilst for $L = 51.4$, the matrices C_0 , C_1 , C_2 and C_3 correspond to $(+, \dots, +)$, $(-, +, \dots, +)$, $(-, -, +, \dots, +)$, and $(+, -, \dots, +)$ respectively. As before, the total work done per seed is defined as the sum over all matrices and is denoted by $\{C_i\}$.

For $L = 38.5$ we were able to construct 489 seeds from 343 previously detected periodic orbits. From the new seeds we found a further 98 distinct UPOs, bringing the total number of distinct orbits detected for $L = 38.5$ to 433. An important observation to make is that both matrices perform equally well, as can be seen from Table 7. This is in contrast to the SD matrices for which the performance of the different matrices varies greatly; see Tables 1 and 4. The result of using periodic orbits as seeds has, however, increased the cost per seed as compared with the cost of seeding with close returns within a chaotic orbit, see Tables 1 and 7. The increased computation is due mainly to the fact that the close returns obtained from periodic orbits are not as good as those obtained from a chaotic orbit. Recall that the stabilising transformations are

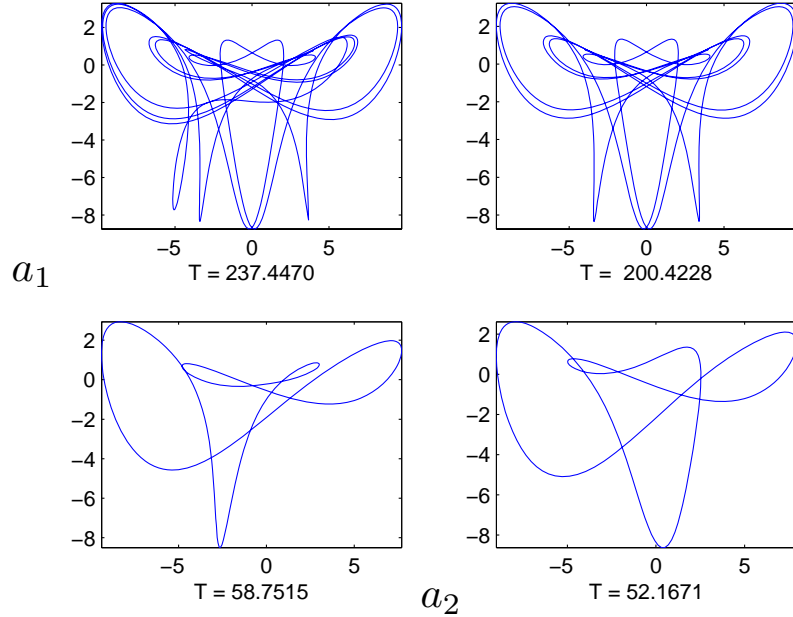


Figure 4: Illustration of how a UPO can be used as a seed to detect new cycles. We show the projection onto the first two Fourier components of the initial seed ($T = 237.4470$) and the three detected orbits. Here $L = 38.5$ and $n = 15$.

based on the local invariant directions of the orbit, and we would expect the performance to suffer as we move further from the seed.

For larger system size, where the system becomes more chaotic, the construction of seeds from close returns becomes increasingly difficult. For $L = 51.4$, we constructed 123 initial seeds from the 144 periodic orbits using the method of near recurrences. Here we detected only 3 new distinct UPOs. It is important to note, however, that although we do not find many new UPOs for the case $L = 51.4$, the method is still converging for approximately 20% of all initial seeds. Also, in Table 8, the poor performance of the matrices C_2 , C_3 as compared to that of C_0 , C_1 , is due to the fact that only a small percentage of seeds were constructed from orbits with two positive Lyapunov exponents.

One advantage of using periodic orbits as seeds is that we can construct many seeds from a single orbit. Figure 4 gives an illustration of three periodic orbits which were detected from a long periodic orbit used as seed. Figure 4 shows the projection onto the first two Fourier components of the initial seed (of period $T = 237.4470$) and the three orbits detected whose periods in descending order are $T = 200.428$, $T = 58.7515$ and $T = 52.1671$. For each seed determined from a particular periodic orbit the stability transformations are the same. Hence,

the ability to construct several seeds from a single orbit, increases the efficiency of the scheme.

4 Conclusions and further work

We have presented a scheme for detecting UPOs in high dimensional chaotic systems based upon the stabilising transformations proposed in [2, 5, 19]. Due to the fact that one often wishes to study low dimensional dynamics embedded in a high dimensional phase space, it is possible to increase the efficiency of the stabilising transformations approach by restricting the construction of such transformations only to the low-dimensional unstable subspace. Following the approach often adopted in subspace iteration methods [15], we construct a decomposition of the tangent space into unstable and stable orthogonal subspaces. We find that the use of SVD to approximate the appropriate subspaces is preferable to that of Schur decomposition, which is usually employed within the subspace iteration approach. As illustrated with the example of the Ikeda map, the decomposition based on SVD is less susceptible to variations in the properties of the tangent space away from a seed and thus produce larger basins of attraction for stabilised periodic orbits. Within the low-dimensional unstable subspace, the number of useful stabilising transformations is relatively small, so it is possible to apply the full set of SD matrices. In fact, we have found that the subset of diagonal matrices of ± 1 is capable of locating a large number of UPOs, although more analysis will be carried out in the future to determine if it is possible to detect all types of UPOs with this subset.

In conclusion, we have presented an extension of the stabilising transformations approach for locating periodic orbits in high-dimensional dynamical systems. Future work will concentrate on rigorous mathematical analysis of this approach in order to determine the range of its applicability. We will also work on the development, within the stabilising transformations approach, of an efficient strategy for systematic detection of periodic orbits in high-dimensional systems.

References

- [1] G. BENETTIN AND L. GALGANI AND A. GIORGILLI AND J. M. STRELCYN, *Lyapunov characteristic exponents for smooth dynamical systems and for Hamiltonian systems; a method for computing all of them. Part 2: Numerical application*, *Meccanica* **15** pp. 21–29,(1980).
- [2] J. J. CROFTS, R. L. DAVIDCHACK, *Efficient Detection of Periodic Orbits in Chaotic Systems by Stabilising Transformations*, *SIAM J. Sci. Comput.* **28** 4 pp. 1275–1288 (2006).

- [3] P. CVITANOVIĆ, Y. LAN, in *Proceedings of the 10th International Workshop on Multiparticle Production: Correlations and Fluctuations in QCD*, edited by N. ANTONIOU, World Scientific, Singapore, (2003).
- [4] F. CHRISTIANSEN, P. CVITANOVIC, AND V. PUTKARADZE, *Spatiotemporal chaos in terms of unstable recurrent patterns*, *Nonlinearity* **10** pp. 55, (1997).
- [5] R. L. DAVIDCHACK, Y. C LAI, *Phys. Rev. E* **60** pp. 6172–6175 (1999).
- [6] E. HAIRER, G. WANNER, *Solving Ordinary Differential Equations II: Stiff and Differential-Algebraic Problems*, Springer, New York, 2nd ed., (1996).
- [7] A. C. HINDMARSH, *ODEPACK, A systemized collection of ODE solvers*, *Sci. Comput.* (1983)
- [8] K. IKEDA, *Opt. Commun.* **30** 257 (1979); S. M. HAMMEL, C. K. R. T JONES, AND J. MALONEY, *J. Opt. Soc. Am B* **2** pp. 552 (1985).
- [9] A. KASSAM, L.N. TREFETHEN, *Fourth Order Time Stepping for Stiff PDEs*, *SIAM J. Sci. Comput.* **26** 4 pp. 1214–1233 (2005).
- [10] C. T. KELLEY, *Solving Nonlinear Equations with Newton’s Method*, *Fundamentals of Algorithms*. SIAM, 1st edition (2003).
- [11] I.G. KEVREKIDIS, B. NICOLAENKO AND J. SCOVEL, *Back in the saddle again: a computer assisted study of the Kuramoto-Sivashinsky equation*, *SIAM J. Appl. Math* **50** pp. 760 (1990).
- [12] Y. KURAMOTO, T. TSUZUKI, *Prog. Theor. Phys.* **55** 365 (1976).
- [13] Y. LAN, P. CVITANOVIĆ, *Phys. Rev. E* **69** pp. 016217 (2004).
- [14] V. LOPEZ AND P. BOYLAND AND M. T. HEATH AND R. D. MOSER, *Relative periodic solutions of the complex Ginzburg-Landau equation*, *SIAM J. Appl. Dynamical Systems* **4** 4 pp. 1042–1075 (2005).
- [15] K. LUST, D. ROOSE, A. SPENCE, A. R. CHAMPNEYS, *SIAM J. Sci. Comput.* **19** pp. 1188–1209 (1998).
- [16] D. MARQUARDT *An algorithm for least-squares estimation of nonlinear parameters*, *SIAM J. Appl. Math* textbf11 pp. 431–441 (1963).
- [17] J. J. MORÉ AND B. S. GORBOW AND K. E. HILLSTROM, *User guide for MINPACK-1*, Technical report ANL-80-74, Argonne national laboratory, <http://www.netlib.org/minpack/>, (1980).
- [18] E. OTT, *Chaos in Dynamical Systems*, Cambridge University Press, Cambridge, (1993).
- [19] P. SCHMELCHER AND F. K. DIAKONOS, *Detecting unstable periodic orbits of chaotic dynamical systems*, *Phys. Rev. Lett.* **78** pp. 4733–4736 (1997).

- [20] ———, *General approach to the localization of unstable periodic orbits in chaotic dynamical systems*, Phys. Rev. E **57** pp. 2739–2746 (1998).
- [21] L. F. SHAMPINE AND C. W. GEAR, *A user's view of solving stiff ordinary differential equations*, SIAM Review **21** 1 pp. 1–17 (1979).
- [22] G. M. SHROFF, H. B. KELLER, SIAM J. Numer. Anal **30** pp. 1099–1120 (1993).
- [23] G. I. SIVASHINSKY, Acta Astron. **4** pp. 1177 (1977).
- [24] L. N. TREFETHEN, *Spectral Methods in Matlab*, SIAM, Philadelphia, (2000).
- [25] WILLIAM H. PRESS, SAUL A. TEUKOLSKY, WILLIAM T. VETTERLING AND BRIAN P. FLANNERY, *Numerical Recipes in C*, Cambridge University Press, cambridge, (1992)
- [26] S. M. ZOLDI, H. S. GREENSIDE, Phys. Rev. E **57** pp. 2511–2514 (1998).