

Prandtl-, Rayleigh-, and Rossby-number dependence of heat transport in turbulent rotating Rayleigh-Bénard convection

Jin-Qiang Zhong¹, Richard J.A.M. Stevens², Herman J.H.

Clercx^{3,4}, Roberto Verzicco⁵, Detlef Lohse², and Guenter Ahlers¹

¹*Department of Physics and iQCD, University of California, Santa Barbara, CA 93106, USA*

²*Department of Science and Technology and J.M. Burgers Center for Fluid Dynamics, University of Twente, P.O. Box 217, 7500 AE Enschede, The Netherlands*

³*Department of Applied Mathematics, University of Twente, P.O. Box 217, 7500 AE Enschede, The Netherlands*

⁴*Department of Physics and J.M. Burgers Centre for Fluid Dynamics,*

Eindhoven University of Technology, P.O. Box 513, 5600 MB Eindhoven, The Netherlands and

⁵*Dept. of Mech. Eng., Università di Roma "Tor Vergata", Via del Politecnico 1, 00133, Roma.*

(Dated: October 29, 2018)

Experimental and numerical data for the heat transfer as a function of the Rayleigh-, Prandtl-, and Rossby numbers in turbulent rotating Rayleigh-Bénard convection are presented. For relatively small $Ra \approx 10^8$ and large Pr modest rotation can enhance the heat transfer by up to 30%. At larger Ra there is less heat-transfer enhancement, and at small $Pr \lesssim 0.7$ there is no heat-transfer enhancement at all. We suggest that the small- Pr behavior is due to the breakdown of the heat-transfer-enhancing Ekman pumping because of larger thermal diffusion.

PACS numbers: 47.27.te,47.32.Ef,47.20.Bp,47.27.ek

Turbulent convection of a fluid contained between two parallel plates and heated from below, known as Rayleigh-Bénard convection (RBC), continues to be a topic of intense research [1, 2, 3]. A particularly interesting variation of RBC is the case where the sample is rotated about a vertical axis at an angular speed Ω . That system is relevant to numerous astro- and geo-physical phenomena, including convection in the arctic ocean [4], in Earth's outer core [5], in the interior of gaseous giant planets [6], and in the outer layer of the Sun [7]. Thus the problem is of interest in a wide range of sciences, including geology, oceanography, climatology, and astrophysics.

It is widely understood [8] that rotation tends to suppress convective flow, and with it convective heat transport, when the rate of rotation is sufficiently large. However, at modest rotation rates, experiments [9, 10, 11] and numerical simulations [12, 13, 14, 15] have shown that under certain conditions the heat transport can also be *enhanced*, before it rapidly decreases for stronger rotation. This enhancement has been ascribed to Ekman pumping [13, 16, 17, 18]: Due to the rotation, rising or falling plumes of hot or cold fluid are stretched into vertical vortices that suck fluid out of the thermal boundary layers (BL) adjacent to the bottom and top plates. This process contributes to the vertical heat flux. There are, however, some experiments [19] and numerical simulations [14] that show hardly any enhancement of the heat flux at modest rotation rates.

In the present paper we determine systematically as a function of the Rayleigh number Ra , Prandtl number Pr , and Rossby number Ro (all to be defined below) where the heat-flux enhancement occurs. We present both experimental measurements and results from direct numer-

ical simulation (DNS). They cover different but overlapping parameter ranges and thus complement each other. Where they overlap they agree very well. We find that in certain regimes the heat-flux enhancement can be as large as 30%; this raises the possibility of relevance in industrial processes. Even more remarkably, we observe a heretofore unanticipated strong dependence of this enhancement on Pr as well as on Ra .

For given aspect ratio $\Gamma \equiv D/L$ (D is the cell diameter and L its height) and given geometry (and here we will only consider cylindrical samples with $\Gamma = 1$), the nature of RBC is determined by the Rayleigh number $Ra = \beta g \Delta L^3 / (\kappa \nu)$ and by the Prandtl number $Pr = \nu / \kappa$. Here, β is the thermal expansion coefficient, g the gravitational acceleration, $\Delta = T_b - T_t$ the difference between the imposed temperatures T_b and T_t at the bottom and the top of the sample, respectively, and ν and κ the kinematic viscosity and the thermal diffusivity, respectively. The rotation rate Ω (given in rad/s) is used in the form of the Rossby number $Ro = \sqrt{\beta g \Delta L} / (2\Omega)$.

The convection apparatus was described in detail as the "medium sample" in Ref. [20]. Since the previous measurements [21] it had been completely dis- and re-assembled. It had copper top and bottom plates, and a new plexiglas side wall of thickness 0.32 cm was installed for the current project. The sample had a diameter $D = 24.8$ cm and a height $L = 24.8$ cm, yielding $\Gamma = 1.00$. The apparatus was mounted on a rotating table. We used rotation rates up to 0.3 Hz. Thus the Froude number $Fr = \Omega^2(L/2)/g$ did not exceed 0.05, indicating that centrifugal effects were small. Cooling water for the top plate and electrical leads were brought into and out of the rotating frame using Dynamic Sealing Technologies feed-throughs mounted on the rotation axis

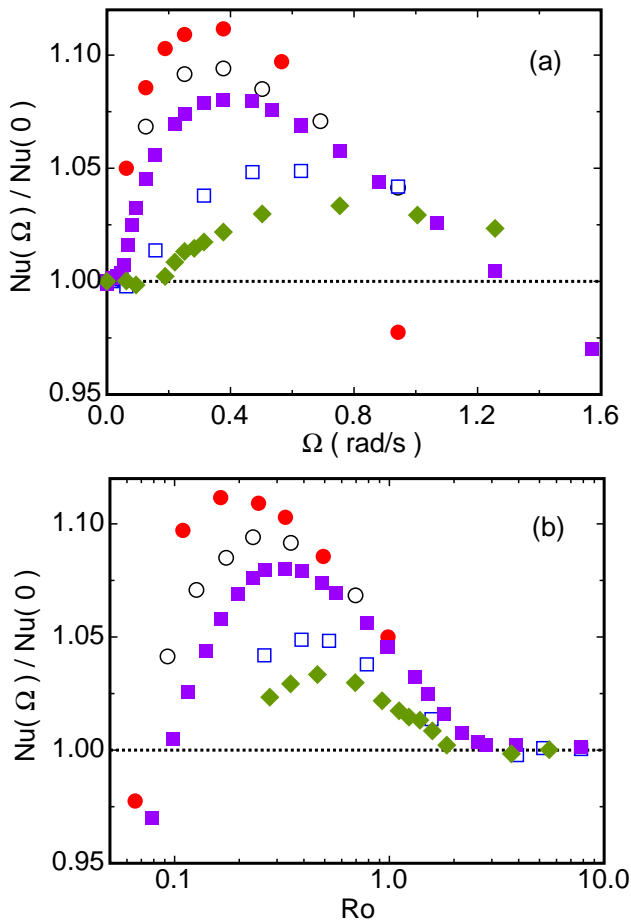


FIG. 1: The ratio of the Nusselt number $Nu(\Omega)$ in the presence of rotation to $Nu(\Omega = 0)$ for $Pr = 4.38$ ($T_m = 40.00^\circ\text{C}$). (a): Results as a function of the rotation rate in rad/sec. (b): The same results as a function of the Rossby number Ro on a logarithmic scale. Red solid circles: $Ra = 5.6 \times 10^8$ ($\Delta = 1.00$ K). Black open circles: $Ra = 1.2 \times 10^9$ ($\Delta = 2.00$ K). Purple solid squares: $Ra = 2.2 \times 10^9$ ($\Delta = 4.00$ K). Blue open squares: $Ra = 8.9 \times 10^9$ ($\Delta = 16.00$ K). Green solid diamonds: $Ra = 1.8 \times 10^{10}$ ($\Delta = 32.00$ K)

above the apparatus. All measurements were made at constant imposed Δ and Ω , and fluid properties were evaluated at $T_m = (T_t + T_b)/2$. Data were taken at 60.00°C ($Pr = 3.05$, $t_v = L^2/\nu = 1.27 \times 10^5$ sec), 40.00°C ($Pr = 4.38$, $t_v = 9.19 \times 10^4$ sec), 24.00°C ($Pr = 6.26$, $t_v = 6.69 \times 10^4$ sec) and 23.00°C ($Pr = 6.41$, $t_v = 6.56 \times 10^4$ sec). In a typical run the system was allowed to equilibrate for three or four hours, and temperatures and heat currents were then averaged over an additional three or four hours and used to calculate Ra and the Nusselt number $Nu = QL/(\lambda\Delta)$ (Q is the heat-current density).

Measurements of the Nusselt number without rotation, $Nu(\Omega = 0)$, over the range $5 \times 10^8 \lesssim Ra \lesssim 10^{10}$ ($1 \lesssim \Delta \lesssim 20\text{K}$) agreed within estimated systematic errors of about 1% with previous results [21] obtained in

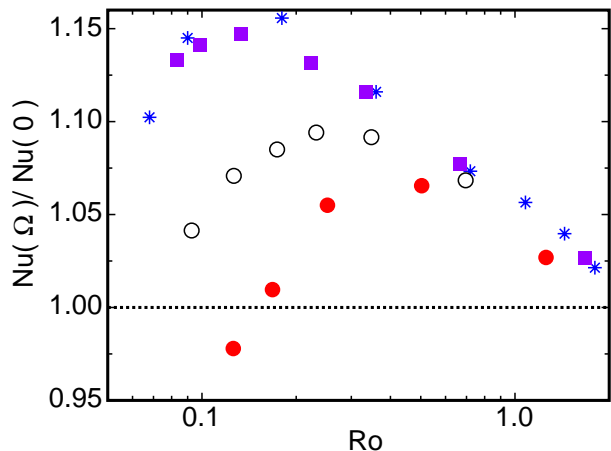


FIG. 2: The ratio $Nu(\Omega)/Nu(\Omega = 0)$ for $Ra = 1.2 \times 10^9$ as function of Ro on a logarithmic scale. Red solid circles: $Pr = 3.05$ ($T_m = 60.00^\circ\text{C}$). Black open circles: $Pr = 4.38$ ($T_m = 40.00^\circ\text{C}$). Purple solid squares: $Pr = 6.41$ ($T_m = 23.00^\circ\text{C}$). Blue stars: Numerical simulation for $Ra = 1.0 \times 10^9$ and $Pr = 6.4$ from Ref. [15].

the same apparatus. The ratio $Nu(\Omega)/Nu(\Omega = 0)$ is shown in Fig. 1a as a function of the rotation rate Ω . Those results are for $T_m = 40.00^\circ\text{C}$, where $Pr = 4.38$. The enhancement of Nu due to modest rotation is clearly seen at all Ra . It is larger at the smaller Ra .

In Fig. 1b we show the same data as a function of the Rossby number Ro . At large Ro (small Ω) the data must approach unity, and indeed they do. As Ro decreases, Nu is first enhanced, but then reaches a maximum and decreases as expected. The maximum of $Nu(\Omega)/Nu(\Omega = 0)$ occurs at larger Ro for larger Ra , and the value of this ratio at the maximum diminishes with increasing Ra .

In Fig. 2 the results at constant Ra are shown as a function of Ro for several values of Pr . Also shown are the DNS results from Ref. [15]; these data agree rather well with the experimental data at nearly the same Pr and Ra . One sees that the enhancement of Nu at large Ro is nearly independent of Pr ; but as Ro decreases below unity a strong Pr dependence manifests itself. As Ro decreases, the depression of Nu sets in earlier for smaller Pr , and the maximal relative heat transfer enhancement is smaller.

In the DNS we solved the three-dimensional Navier-Stokes equations within the Boussinesq approximation,

$$\frac{D\mathbf{u}}{Dt} = -\nabla P + \left(\frac{Pr}{Ra}\right)^{1/2} \nabla^2 \mathbf{u} + \theta \hat{z} - \frac{1}{Ro} \hat{z} \times \mathbf{u}, \quad (1)$$

$$\frac{D\theta}{Dt} = \frac{1}{(PrRa)^{1/2}} \nabla^2 \theta, \quad (2)$$

with $\nabla \cdot \mathbf{u} = 0$. Here \hat{z} is the unit vector pointing in the opposite direction to gravity, \mathbf{u} the velocity vector, and θ the non-dimensional temperature, $0 \leq \theta \leq 1$.

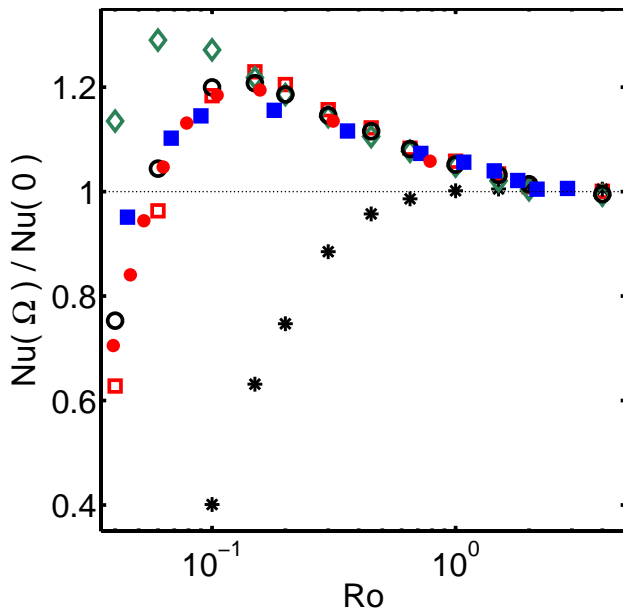


FIG. 3: The ratio $Nu(\Omega)/Nu(\Omega = 0)$ as function of Ro on a logarithmic scale. Red solid circles: $Ra = 2.73 \times 10^8$ and $Pr = 6.26$ (experiment). Black open circles: $Ra = 2.73 \times 10^8$ and $Pr = 6.26$ (DNS). Blue solid squares: $Ra = 1 \times 10^9$ and $Pr = 6.4$ (DNS) [15]. Red open squares: $Ra = 1 \times 10^8$ and $Pr = 6.4$ (DNS). Green open diamonds: $Ra = 1 \times 10^8$ and $Pr = 20$ (DNS). Black stars: $Ra = 1 \times 10^8$ and $Pr = 0.7$ (DNS).

Finally, P is the reduced pressure (separated from its hydrostatic contribution, but containing the centripetal contributions): $P = p - r^2/(8Ro^2)$, with r the distance to the rotation axis. The equations have been made non-dimensional by using, next to L and Δ , the free-fall velocity $U = \sqrt{\beta g \Delta L}$. The simulations were performed on a grid of $129 \times 257 \times 257$ nodes, respectively, in the radial, azimuthal and vertical directions, allowing for a sufficient resolution of the small scales both inside the bulk of turbulence and in the BLs (where the grid-point density has been enhanced) for the parameters employed here [14, 15]. Nu is calculated as in Refs. [14, 15] and its statistical convergence has been controlled.

The numerical results for Nu as function of Ro for several Ra and Pr are shown in Fig. 3. For $Ra = 2.73 \times 10^8$ and $Pr = 6.26$ experimental data (not previously shown in Figs. 1 and 2) are plotted as well, showing near-perfect agreement with the numerical results. This gives us confidence that the partial neglect of centrifugal effects in the simulations [namely, neglecting the density dependence of the centripetal forces, which in the Boussinesq equations show up as $-2Fr r\theta\hat{r}$ [22] (with the radial unit vector \hat{r})] is justified, as already found in [13, 15], because $Fr \ll 1$. Neither do the experimentally unavoidable finite conductivity of the top and bottom plates [20, 23] and the side-wall conductivity [24, 25] seem to matter in this regime of parameter space, as already explained in

Ref. [3] for the non-rotating case.

As was seen for the experimental data in Figs. 1 and 2, the numerical results in Fig. 3 also reveal a drastic dependence of the Nusselt-number enhancement on Pr . For large $Pr \gtrsim 6$ the enhancement can be as large as 30% for $Ra \approx 10^8$ and $Ro \approx 0.1$. However, there is no enhancement at all for small $Pr \lesssim 0.7$. This trend is further elucidated in Fig. 4, where we show the Nusselt-number enhancement as function of Pr for three different Ro and $Ra = 10^8$.

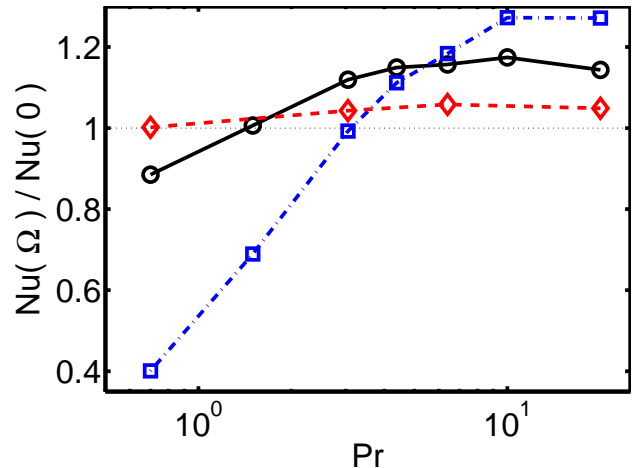


FIG. 4: Numerical result for the ratio $Nu(\Omega)/Nu(0)$ as function of Pr for $Ra = 10^8$ and $Ro = 1.0$ (red open diamonds), $Ro = 0.3$ (black open circles), and $Ro = 0.1$ (blue open squares).

Why does the heat-transfer enhancement through Ekman pumping at modest rotation rates break down as Ro decreases below a Pr -dependent typical value, as seen in Figs. 1 to 3? To obtain a hint, we visualized (see Fig. 5) the three-dimensional temperature iso-surfaces for $Pr = 0.7$ and for $Pr = 6.4$ at both $Ro = 0.30$ and $Ro = \infty$, at $Ra = 10^8$. While for the larger $Pr = 6.4$ case the temperature iso-surfaces organize to reveal long vertical vortices as suggested by the Ekman-pumping picture, these structures are much shorter and broadened for the low $Pr = 0.7$ case, due to the larger thermal diffusion which makes the Ekman pumping inefficient. This would imply enhanced horizontal heat transport which should also lead to a steeper gradient of the mean temperature in the bulk. Indeed, in the DNS, we find that when Ro becomes small enough, the bulk of the fluid displays an increasingly destabilizing mean temperature gradient (see Fig. 6), which of course must be accompanied by a reduction of the mean temperature drop over the thermal BLs and thus a Nusselt-number reduction. The first manifestation of the enhancement of the mean destabilizing vertical temperature gradient agrees with the onset of relative heat-transfer reduction in figure 3, and thus supports this explanation.

Along the same line of arguments one may also expect




FIG. 5: 3D visualization of the temperature isosurfaces at 0.65Δ (red) and 0.35Δ (blue), respectively, for $Pr = 0.7$ (upper plot) and $Pr = 6.4$ (lower plot) for $Ra = 10^8$ and $Ro = \infty$ (left) $Ro = 0.30$ (right).

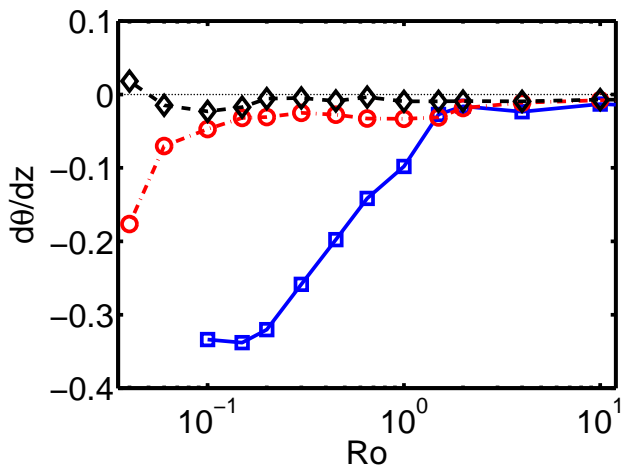


FIG. 6: The horizontally averaged vertical temperature gradient $d\theta/dz$ at the sample mid-plane as a function of Ro for $Ra = 1 \times 10^8$. Blue open squares: $Pr = 0.7$. Red open circles: $Pr = 6.4$. Black open diamonds: $Pr = 20$.

that the Ra dependence of the reduction of Nu at small Ro seen in Fig. 1 is attributable to relatively less efficient Ekman pumping at higher Ra : The enhanced turbulence may lead to a larger eddy thermal diffusivity, promoting a homogeneous mean temperature in the bulk. Again this would make Ekman pumping relatively less efficient and reduce the peak in the relative Nusselt number.

Another interesting aspect of our data is that within our experimental or numerical resolution there is no heat-

flux enhancement for $Ro \gtrsim 2$ for any Ra or Pr . As already noticeable from the data of Ref. [15], the heat-flux enhancement first becomes resolved as Ro decreases below about two. Future work has to reveal whether this onset coincides with some reorganization of the flow. Similarly, it remains to be analyzed how the dramatic dependence of Nu on Ra and Pr for modest Ro is reflected in the flow fields.

Acknowledgements: The experimental work was supported by the U.S. National Science Foundation through Grant DMR07-02111. RJAMS wishes to thank the Foundation for Fundamental Research on Matter (FOM) for financial support. This work was sponsored by the National Computing Facilities Foundation (NCF) for the use of supercomputer facilities, with financial support from the Netherlands Organization for Scientific Research (NWO).

-
- [1] E. D. Siggia, J. Fluid Mech. **107**, 375 (1981).
 - [2] L. P. Kadanoff, Phys. Today **54**, 34 (2001).
 - [3] G. Ahlers, S. Grossmann, and D. Lohse, Rev. Mod. Phys., in print. (2009).
 - [4] J. Marschall and F. Scott, Rev. Geophys. **37**, 1 (1999).
 - [5] G. Glatzmaier, R. Coe, L. Hongre, and P. Roberts, Nature(London) **401**, 885 (1999).
 - [6] F. H. Busse, Chaos **4**, 123 (1994).
 - [7] M. S. Miesch, Solar Phys. **192**, 59 (2000).
 - [8] S. Chandrasekhar (Oxford University Press, Oxford, 1961).
 - [9] H. T. Rossby, J. Fluid Mech. **36**, 309 (1969).
 - [10] Y. Liu and R. E. Ecke, Phys. Rev. Lett. **79**, 2257 (1997).
 - [11] F. Zhong, R. Ecke, and V. Steinberg, J. Fluid Mech. **249**, 135 (1993).
 - [12] K. Jullien, S. Legg, J. McWilliams, and J. Werne, J. Fluid Mech. **322**, 243 (1996).
 - [13] R. P. J. Kunnen, H. J. H. Clercx, and B. J. Geurts, Phys. Rev. E **74**, 056306 (2006).
 - [14] P. Oresta, G. Stingano, and R. Verzicco, Eur. J. Mech. B **26**, 1 (2007).
 - [15] R. P. J. Kunnen, H. J. H. Clercx, and B. J. Geurts, Europhys. Lett. **84**, 24001 (2008).
 - [16] J. E. Hart, Geophys. Astrophys. Fluid Dyn. **79**, 201 (1995).
 - [17] J. E. Hart, Phys. Fluids **12**, 131 (2000).
 - [18] J. E. Hart, S. Kittelman, and D. R. Ohlsen, Phys. Fluids **14**, 955 (2002).
 - [19] J. M. Pfothenhauer, P. G. J. Lucas, and R. J. Donnelly, J. Fluid Mech. **145**, 239 (1984).
 - [20] E. Brown, D. Funfschilling, A. Nikolaenko, and G. Ahlers, Phys. Fluids **17**, 075108 (2005).
 - [21] D. Funfschilling, E. Brown, A. Nikolaenko, and G. Ahlers, J. Fluid Mech. **536**, 145 (2005).
 - [22] G. M. Homsy and J. L. Hudson, J. Fluid Mech. **35**, 33 (1969).
 - [23] R. Verzicco, Phys. Fluids **16**, 1965 (2004).
 - [24] G. Ahlers, Phys. Rev. E **63**, 015303 (2000).
 - [25] P. Roche, B. Castaing, B. Chabaud, B. Hebral, and J. Sommeria, Eur. Phys. J. **24**, 405 (2001).