

Measurement of the Forward-Backward Charge Asymmetry in Top-Quark Pair Production in Proton-Antiproton Collisions at DØ

Su-Jung Park on behalf of the DØ Collaboration

*II. Physikalisches Institut, Georg-August-Universität Göttingen
Friedrich-Hund-Platz 1, 37077 Göttingen, Germany*

Abstract. A measurement of the forward-backward charge asymmetry in top-antitop ($t\bar{t}$) pair production in proton-antiproton ($p\bar{p}$) collisions is presented. The asymmetry is measured for different jet multiplicities in the lepton+jets final state on 0.9 fb^{-1} of data collected by the DØ experiment at the Fermilab Tevatron Collider. The result is sensitive to new physics, which is demonstrated by setting an upper limit on $t\bar{t}$ production via heavy neutral gauge bosons (Z').

Keywords: Experimental tests, Models beyond the standard model, Hadron-induced high- and super-high-energy interactions (energy $>10\text{ GeV}$), Production, Top quarks

PACS: 12.38.Qk, 12.60.-i, 13.85.-t, 13.87.Ce, 14.65.Ha

INTRODUCTION

At the Tevatron, top quarks are mainly produced in top-antitop-quark ($t\bar{t}$) pairs. Since the initial proton-antiproton ($p\bar{p}$) state is not a charge conjugation (C) eigenstate, the final state is not expected to be symmetric under C either.

The charge asymmetry is therefore not expected to vanish and can be translated to a forward-backward asymmetry. Because of limited statistics, instead of a differential measurement this analysis [1] measures the integrated forward-backward asymmetry:

$$A_{fb} = \frac{N_f - N_b}{N_f + N_b}, \quad (1)$$

where N_f (N_b) is the number of forward (backward) events, meaning events, where the rapidity difference $\Delta y = y_t - y_{\bar{t}}$ between top quark and antitop quark is positive (negative).

At leading-order (LO) $t\bar{t}$ production is charge symmetric. However, starting at next-to-leading-order (NLO), an asymmetry arises from the inferences between production diagrams. A total asymmetry of 4–5% is expected [2]. The contributions to A_{fb} differ depending on which processes interfere. They are positive (6.4% NLO) for $2 \rightarrow 2$ processes while they are negative (-(7–8)% NLO, -(3–0)% NNLO) for $2 \rightarrow 3$ processes, which result in at least one more jet in the final state [3, 4]. By measuring the asymmetry for different jet multiplicities, this analysis attempts to verify this behavior.

MEASUREMENT OF THE FORWARD-BACKWARD CHARGE ASYMMETRY

The presented analysis uses approximately 900 pb^{-1} of data collected by the DØ experiment [5] at Fermilab and proceeds with the following steps. First a sample enriched in $t\bar{t}$ events is selected, then each event is fully reconstructed using a kinematic fitter. After that, the sample is fitted for sample composition and asymmetry simultaneously. To suppress model-dependent effects, the result is not corrected for acceptance, instead a simple description of the accepted phase space is given. Likewise, it is not corrected for reconstruction effects, but a dilution is given to be used with any model.

Event Selection

Each the top and the antitop quark decays to a W boson and a b quark. The subsequent decay of the W boson determines the event topology. For this analysis, we consider the decay channel with one W boson decaying to hadrons and the other one to leptons. The resulting final state consists of one high- p_T lepton, missing transverse energy \cancel{E}_T from the neutrino, two jets originating from a long-lived b hadron (b jet), and two light quark jets. This will be referred to as the lepton+jets channel.

Based on the final state, events with ≥ 4 reconstructed jets are selected. The jets have to have transverse momentum $p_T > 20\text{ GeV}$ (35 GeV for the leading jet) and pseudorapidity $|\eta| < 2.5$. At least one of the jets has to be identified as a b jet by a neural network tagging algo-

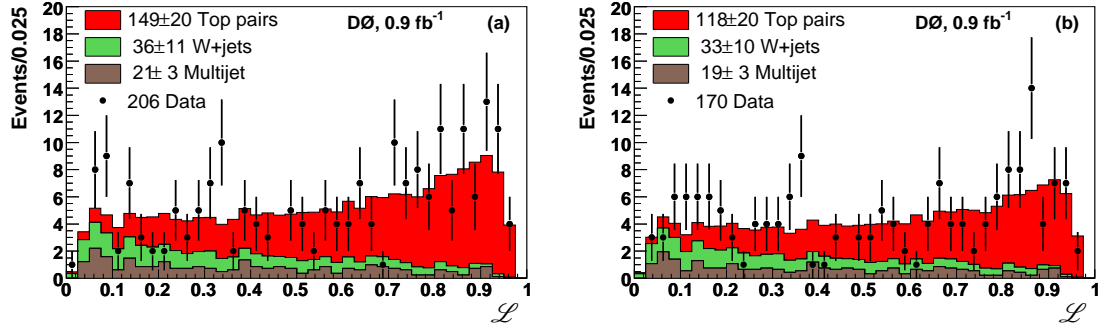


FIGURE 1. Fitted likelihood discriminant for events with ≥ 4 jets. Events reconstructed (a) as forward ($\Delta y > 0$) and (b) as backward ($\Delta y < 0$).

rithm [6]. We also require exactly one isolated electron with $p_T > 15$ GeV and $|\eta| < 1.1$ or one isolated muon with $p_T > 18$ GeV and $|\eta| < 2.0$. The event has to have a primary vertex, which fulfills certain quality requirements, and $\cancel{E}_T > 15$ GeV.

After the selection, each event is reconstructed to a $t\bar{t}$ hypothesis by a kinematic fitter [7]. It varies the four-momenta of each object within their resolutions and minimizes a χ^2 statistic under the constraint that the W boson masses are exactly 80.4 GeV and the top quark masses exactly 170 GeV. The b -tagging information is used to reduce the jet combinatorics.

Although it is also possible to determine the asymmetry using only the lepton charge and direction, reconstructing the whole event doubles the sensitivity.

Sample Composition and Asymmetry

The largest background processes to $t\bar{t}$ production are W +jets and multijet production. The size and asymmetry of the multijet background is estimated from data, using a sample with non-isolated leptons. To be able to discriminate from the W +jets background, a likelihood discriminant \mathcal{L} is defined, which is based on variables which are well-modeled by Monte Carlo, provide good separation between $t\bar{t}$ and W +jets, and do not bias the rapidity difference $|\Delta y|$. The asymmetry of the W +jets background is suppressed by the kinematic fit, and the remaining asymmetry is estimated by simulation. The other small sources of background are taken into account in the systematic uncertainties. The likelihood distributions are fitted simultaneously for sample composition and sign of Δy using a maximum likelihood method. Figure 1 shows the outcome of the fit for events with ≥ 4 jets in data and Monte Carlo.

The resulting asymmetry is $A_{fb} = [12 \pm 8(\text{stat.}) \pm 1(\text{sys.})]\%$ for events with ≥ 4 jets. Table 1 shows the

asymmetry as it was measured on data and as predicted by the generator MC@NLO [8] for different jet multiplicities.

TABLE 1. Asymmetry in percent measured on data and as predicted by MC@NLO for different jet multiplicities.

N_{jet}	DØ data	MC@NLO
≥ 4	$12 \pm 8(\text{stat}) \pm 1(\text{sys})$	$0.8 \pm 0.2(\text{stat}) \pm 1.0(\text{acc})$
$= 4$	$19 \pm 9(\text{stat}) \pm 2(\text{sys})$	$2.3 \pm 0.2(\text{stat}) \pm 1.0(\text{acc})$
≥ 5	$-16^{+15}_{-17}(\text{stat}) \pm 3(\text{sys})$	$-4.9 \pm 0.4(\text{stat}) \pm 1.0(\text{acc})$

Acceptance and Reconstruction Effects

The integrated asymmetry strongly depends on the region of phase space probed. The largest effect stems from requiring ≥ 4 jets above a certain p_T threshold, which is strongly correlated to the 4th highest particle jet p_T . Figure 2 shows how the generated asymmetry depends on that variable.

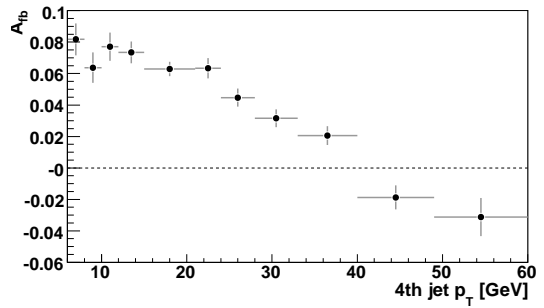


FIGURE 2. The asymmetry as predicted by MC@NLO as a function of the 4th highest particle p_T .

Since the exact structure of the asymmetry in the Standard Model is unknown, we choose not to correct for the acceptance. Instead, the analysis is designed so

that the selection can be described by simple particle-level cuts. This description has been shown to yield an accuracy of 2% (absolute).

Misreconstruction of the sign of Δy dilutes the observed asymmetry. It can occur by misidentifying the lepton charge, a negligible effect, and by misreconstructing the event geometry. If p is the probability to measure the sign of Δy correctly, the fraction of visible asymmetry, which is called the dilution factor, is $D = 2p - 1$. Since corrections for the reconstruction effects are highly model-dependent, the parametrization of the dilution for different jet multiplicities is provided instead. It is shown for events with ≥ 4 jets in Figure 3.

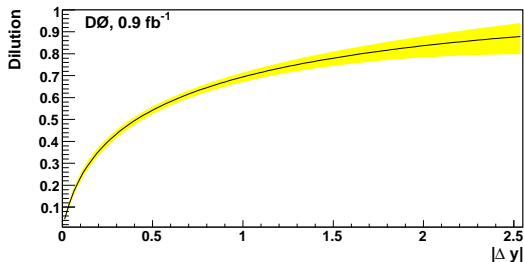


FIGURE 3. The dilution and its uncertainty as a function of generated $|\Delta y|$ for $t\bar{t}$ events with ≥ 4 jets.

To compare a predicted asymmetry from any model with the observed one, the generated A_{fb} has to be folded with the acceptance and reconstruction effects. This was done with the MC@NLO prediction to obtain the numbers in Table 1.

SENSITIVITY TO NEW PHYSICS

Resonance production of $t\bar{t}$ can change the forward-backward charge asymmetry. Axigluons are predicted to give negative asymmetries [9]. Production via heavy neutral gauge bosons (Z'), however, can give large positive contributions to the asymmetry, and this example was studied in this work. By measuring the asymmetry one is in principle sensitive to narrow and wide resonances. The distribution for A_{fb} , as a function of the fraction f of $t\bar{t}$ events produced via a leptophobic Z' with Z -like coupling to quarks, was predicted for several Z' masses using ensembles of simulated datasets. Employing the Feldman-Cousins method [10] limits at 95% confidence are derived and displayed in Figure 4.

SUMMARY

A first measurement of the integrated forward-backward charge asymmetry in top quark pair production was presented. The measured asymmetries are consistent with

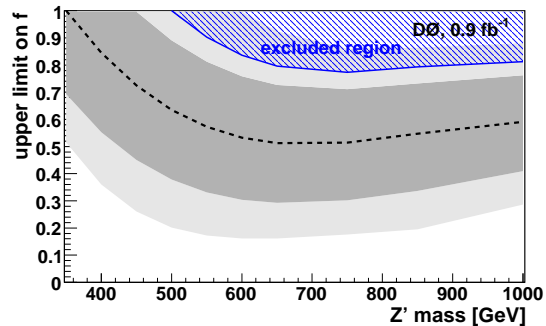


FIGURE 4. 95% C.L. limits on the fraction of $t\bar{t}$ produced via a Z' resonance as a function of the Z' mass. The dashed curve indicates the expected limit with the shaded bands at one and two standard deviations. The solid curve represents the observed limit.

the MC@NLO predictions, and the expected behavior for events with $= 4$ jets and ≥ 5 jets is indicated by the data. Parametrizations of the acceptance and dilution allow comparisons with any model. Limits on $t\bar{t}$ production via heavy neutral gauge bosons can be determined.

ACKNOWLEDGMENTS

We acknowledge support from the Bundesministerium für Bildung und Forschung (BMBF) in Germany.

REFERENCES

1. V. M. Abazov *et al.* (The DØ Collaboration), Phys. Rev. Lett. **100**, 142002 (2008).
2. J. H. Kühn, G. Rodrigo, Phys. Rev. D **59**, 054017 (1999).
3. M. T. Bowen *et al.*, Phys. Rev. D **73**, 14008 (2006).
4. S. Dittmaier *et al.*, Phys. Rev. Lett. **98**, 262002 (2007).
5. V. M. Abazov *et al.* (The DØ Collaboration), Nucl. Instrum. Meth. A **565**, 463 (2006), FERMILAB-PUB-05-341-E (2005).
6. T. Scanlon, Ph.D. thesis, University of London, FERMILAB-THESIS-2006-43 (2006).
7. S. Snyder, Ph.D. thesis, State University of New York at Stony Brook, FERMILAB-THESIS-1995-27 (1995).
8. S. Frixione, B. R. Webber, JHEP **0206**, 29 (2002).
S. Frixione *et al.*, JHEP **0308**, 7 (2003).
9. O. Antunano *et al.*, Phys. Rev. D **77**, 014003 (2008).
10. G. J. Feldman, R. D. Cousins, Phys. Rev. D **57**, 3873 (1998).