

# Hard Probes of the ATLAS Heavy Ion Physics Program

Jiangyong Jia (for the ATLAS Collaboration)

*Chemistry Department, Stony Brook University, Stony Brook, NY 11794, USA and*

*Physics Department, Brookhaven National Laboratory, Upton, NY 11793, USA*

We review the physics performance of the ATLAS detector for hard probes in heavy ion collisions, focusing on three topics: jet reconstruction, direct photon measurement, and heavy flavor jet tagging.

## 1. Introduction

The success of the RHIC program has been based largely on its ability to deduce the properties of the dense medium using various energetic “hard probes”, including light quark jets ( $u, d, s$ ), gluon jets, heavy quark jets ( $c, b$ ) and photons ( $\gamma$ ), which interact with different strength in the medium. The interaction of the colored probes, i.e. quarks and gluons, not only leads to the suppression of the probes themselves, it also seems to initiate a medium response that is tightly correlated with original jet direction, e.g. the “ridge” and the “double hump” phenomena observed in correlation analyses [1]. These experimental findings have inspired many theoretical approaches to understand the medium response to hard probes. These models include not only the more conventional tools such as hydrodynamical and cascade models, with input from lattice QCD and perturbative QCD energy loss [2], but also more recent developments based on the AdS/CFT duality [3, 4].

However, existing measurements of hard probes at RHIC have not provided sufficient quantitative constraints on the detailed properties of the dense medium. Most measurements are done with leading particle spectra or two particle correlation analyses, rather than a full jet reconstruction. They thus reflect a convolution of parton distribution functions, energy loss and fragmentation, such that detailed information on energy loss processes can not be extracted cleanly. Furthermore, the mechanisms of medium responses are not well understood, in part due to experimental uncertainties associated with the signal extraction, and primarily due to the lack of clear theoretical constraints from these observables. Finally, other hard probes, such as  $\gamma$ -jet correlations, and heavy quark energy loss are limited by the low rate, large background and the lack of direct jet reconstruction.

The LHC, with its center of mass energy 27 times that of RHIC, greatly increases the kinematic reach and the rates for jets, heavy flavor jets, and direct photons. These hard probes can be measured precisely using the large-acceptance, multi-purpose ATLAS detector. Recently, extensive simulation studies have been performed, focusing on the following four areas as part of the ATLAS heavy ion physics program:

1. “Day-1” measurements to probe bulk properties: multiplicity, collective flow, inclusive particle spectra;
2. Jet and photon measurements to probe jet quenching and medium response: full jet reconstruction, fragmentation functions and jet profile, di-jet correlations, direct  $\gamma$ ,  $\gamma$ -jet correlations and heavy flavor jets;
3. Upsilon and  $J/\Psi$  to probe Debye screening;
4. Low- $x$  physics at forward  $\eta$  to probe the initial condition: Jet, particle spectra, and particle and jet correlations at forward  $\eta$ .

Of these four topics, jet measurements are a particular strength of the ATLAS heavy ion program. The ATLAS detector [5] has been demonstrated to perform excellent measurements of jets, photons, and muons even in a high-multiplicity heavy ion environment. The ATLAS detector has multiple layers of electromagnetic and hadronic calorimeters covering  $2\pi$  in azimuth and  $-5 < \eta < 5$ . The segmentation of the calorimeters allows full jet reconstruction up to  $|\eta| < 5$ , and direct photon measurement up to  $|\eta| < 2.5$ . Charged hadrons can be measured in  $|\eta| < 2.5$  with high efficiency, which can be used to construct jet fragmentation functions. By combining reconstructed tracks

with muons, it is possible to tag heavy flavor jets in  $|\eta| < 2.5$ . This paper will thus focus on the capabilities of ATLAS in jet physics.

## 2. Jet Physics

The standard jet reconstruction algorithms developed for  $e^+e^-$  and  $p+p$  collisions need to be modified to account for the large underlying background in Pb+Pb collisions. This background needs to be properly estimated and subtracted before jet reconstruction, and any fake jets due to background fluctuations also need to be rejected. The following steps are used to evaluate the jet performance in Pb+Pb collisions. A sample of PYTHIA di-jet events is embedded into a sample of central HIJING Pb+Pb events, which are used to model the expected underlying background. A  $Q^2 < 100 \text{ GeV}^2$  cut is required for the HIJING Pb+Pb events to suppress hard-scattering processes. The merged events are then run through a GEANT4 simulation of the ATLAS detector and digitized into raw data format, which is subsequently analyzed with the software used for real data. An  $\eta$  and  $\phi$  dependent average underlying background is calculated from the merged event, excluding cones around jet seeds, and subtracted from the calorimeter cells. Finally, a seeded-cone jet algorithm with seed energy of 5 GeV is run on the background subtracted event to reconstruct jets. It is found that the jet energy resolution in central Pb+Pb events ( $dN_{ch}/d\eta=2700$  at mid-rapidity) is 25% at 50 GeV, 15% at 100 GeV, and saturates at about 10% above 200 GeV. This can be compared with  $p+p$  collisions, for which the jet energy resolution is about 10% at 100 GeV and saturates to 7% at large  $p_T$ . Interestingly, the energy resolution was found to be almost independent on the pseudo-rapidity in  $|\eta| < 5$ , thanks to the decrease in the background level in forward  $\eta$  which almost compensates the worsening of the calorimeter segmentation. The position resolution of the jet is always better than 0.045 radians at  $E_T > 50 \text{ GeV}$  even for the most central events.

Fake jets are rejected by cutting on  $\langle \sin R \rangle = (\sum E_{T,cell} \sin R_{cell})/E_{T,jet}$  [6], where the  $R_{cell}$  is the 2-D angle between the cell and jet axis.  $\langle \sin R \rangle$  approximates the width of the jet cell energy, and it shrinks with jet energy for real jets but remains roughly constant for fake jets. Fig.1(left) shows the reconstructed jet yields in central Pb+Pb events, compared to the input distribution. The efficiency, which is around 50% around 70 GeV and saturates to 100% above 100 GeV, is governed mainly by the seed threshold (5 GeV) and the cut used to reject fake jets.

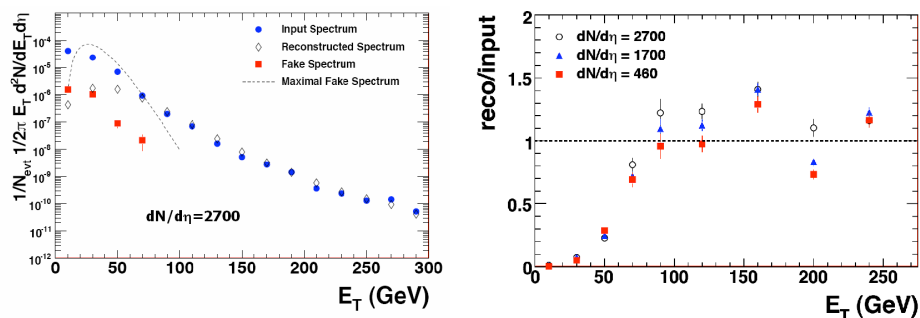


Figure 1: (left) Input (circles), reconstructed (diamonds), and fake (squares) spectra for cone jets in central ( $dN_{ch}/d\eta = 2700$ ) Pb+Pb collisions. (right) Ratio of reconstructed to input jet spectrum for three different Pb+Pb collision centralities without efficiency and resolution corrections (the non-statistical fluctuations are due to procedures in combining datasets generated for different  $E_T$  ranges).

The modification of jet properties is quantified by comparing jet rates in Pb+Pb events to those from  $p+p$ . Thus the level to which one can recover an unmodified jet in heavy ion collisions is an important indicator for the ATLAS sensitivity to jet modifications. Fig. 1(right) suggests that the jet cross section can be recovered at the 20% level. Fig. 2 shows the performance of jet algorithm in measuring jet fragmentation functions and  $j_T$  distributions [7]. Both are important physical observables for studying jet modifications in-medium. The former characterizes the jet multiplicity, while the latter characterizes the jet shape. Fig. 2 shows that these distributions are recovered within 20% relative to those for the input jets. Thus ATLAS should be sensitive to any medium effects that lead to more than 20% modifications.

One advantage of full jet reconstruction is that once the jet is reconstructed, the jet direction and energy can be correlated with the associated hadrons in the jet cone, which should provide direct information on the jet medium

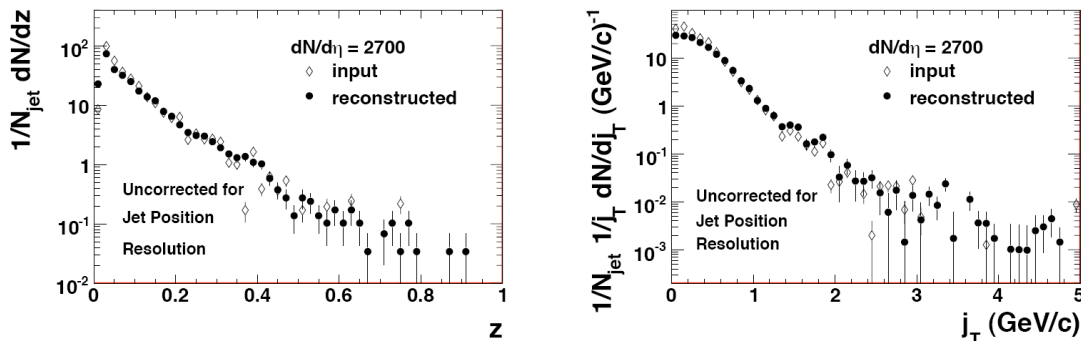


Figure 2: Input (open) and reconstructed (closed) fragmentation functions (left panel) and  $j_T$  distributions (right panel). The reconstructed quantities are before position and energy resolution.

response. By correlating the jet with soft hadrons in the same hemisphere, one should be sensitive to the near-side “ridge” phenomenon. By correlating the leading jet on one side with those soft hadrons on the away-side, one should be sensitive to the “double hump” observed at RHIC.

### 3. Photon Physics

The ATLAS detector also has excellent capabilities for direct photon and direct photon-jet correlation measurements. The first layer of the ATLAS barrel EM calorimeter is extremely finely segmented in the beam direction, with a width of only 3mrad. A single photon normally leaves behind a single peak about 3 strips across, while a  $\pi^0$  or  $\eta$  meson normally fires multiple strips with multiple peaks. To give an intuitive feeling, the strip width, 3mrad, is the minimum opening angle for 50 GeV  $\pi^0$ . So a large fraction of  $\pi^0$  and most of  $\eta$  mesons below 200 GeV can be rejected based on their shower shapes.

We also reject decay photons using isolation cuts. Direct photons are relatively isolated, while decay photons are normally associated with the other high- $p_T$  hadrons coming from the same original jet. A set of isolation criteria is used to reject decay photons while preserving most of the direct photons. By optimizing the cuts on the momentum of nearby charged particles and the level of calorimeter energy flow in a cone of 0.2 radians around the photon direction, one can achieve a relative rejection factor of 10-20 with an efficiency of 50-60% for direct photons.

The total signal/background (S/B) ratio for the combination of the shower shape cut and the isolation cut is shown in Fig. 3. The S/B reaches 1 at around 100 GeV. However if one accounts for the observed suppression of hadrons by applying a suppression factor is 5 to the hadron yields in central Pb+Pb collisions, then one reaches S/B=1 already at around 30 GeV. Even at 200 GeV the statistical error expected for one month of nominal Pb+Pb running per year is only 30%, so one should be able to measure the direct photon spectra out to 200 GeV.

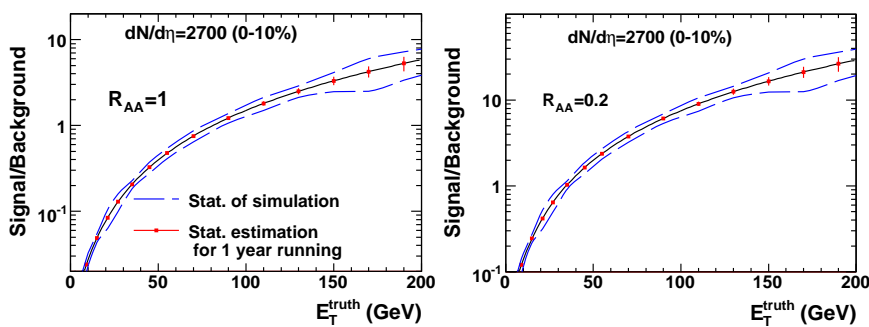


Figure 3: Direct photon signal to background (S/B) vs.  $E_T$  for neutral hadron  $R_{AA} = 1.0$  (left) and  $0.2$  (right) in 0-10% central Pb+Pb collisions. The error bars indicate the expected statistical error including errors in the background measurement and subtraction calculated for one year nominal run ( $0.5 \text{ nb}^{-1}$ ); the dashed lines indicate the size of the statistical errors in our current simulation.

The large yield of clean direct  $\gamma$  can be used for  $\gamma$ -jet correlation studies. A first look at the  $\gamma$ -jet correlation has been done in Ref. [7]. Since the direct photons do not suffer geometrical bias, such correlation studies allow a quantitative study of the path length dependence of the jet energy loss and the medium response. They can also

help to extract the jet fragmentation function at low  $z$ , as well as help to tune the jet reconstruction algorithms at low  $E_T$  ( $< 50$  GeV).

## 4. Heavy Quark Jets

In ATLAS, heavy quark jets can be tagged using the displaced vertex measured by the silicon trackers. A second, complementary method is to tag heavy quark jets by bottom and charm hadrons via their semi-leptonic decay channels:  $c, b \rightarrow D, B \rightarrow \mu + X$ . ATLAS can measure single muons above 3 GeV and in  $|\eta| < 2.5$  [8]. This allows tagging of jets originated from heavy quarks. To leading order in QCD, most of the muon-tagged jets come from hard-scattering processes that created a  $c\bar{c}$  or  $b\bar{b}$  pair. However a fraction of the muons may come from the weak decay of light hadrons and are not associated with heavy quark jets. The performance of muon tagging for heavy quark jets can be quantified by the purity of heavy quark jets in the tagged sample, and the tagging efficiency for jets that are known to come from heavy quarks.

To estimate the purity of heavy quark jets in the tagged jet sample, PYTHIA minimum bias events were generated with the requirement that each event contain at least one muon with  $p_T > 5$  GeV/c and one jet with  $E_T > 35$  GeV. The resulting events were then embedded into central HIJING Pb+Pb events ( $dN_{ch}/d\eta = 2700$  at mid-rapidity) and the jets were reconstructed as described in Sec. 2. Single muon candidates were reconstructed using the standard tracking and muon identification software in ATLAS. To identify the heavy quark jets, the jets reconstructed from the merged event are matched to the truth jets from input PYTHIA events by requiring their opening angle to be  $\Delta\phi < 0.2$  rad. Truth jets are tagged as bottom, charm or light quark jets by tracing the PYTHIA ancestry information back to the original string. Fig. 4a shows the azimuthal correlation between the tagged jets and the muon. A cut of 0.16 rad gives a 70% tagging efficiency while relaxing the cut to 0.32 rad gives an efficiency of 80%. Fig. 4b shows the purities of the muon-tagged jets as a function of the trigger muon  $p_T$ . For muons at  $p_T > 60$  GeV/c, approximately 80% of all tagged jets are bottom-jets. Clearly, the purity of the heavy quark jets can be enhanced by cutting on the muon-jet  $\Delta\phi$  and the muon  $p_T$ .

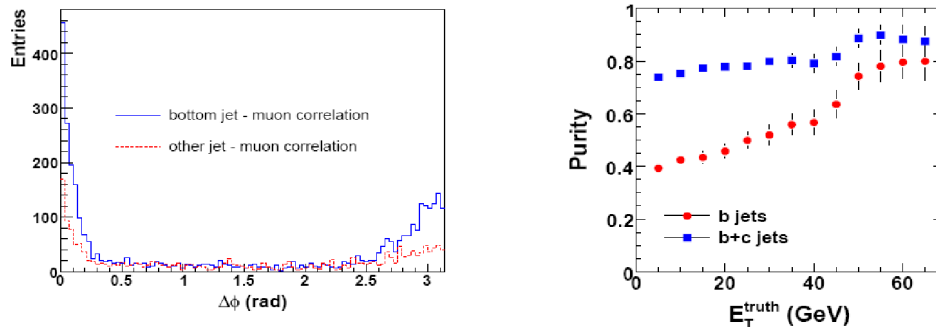


Figure 4: (left) Azimuthal correlation between the reconstructed jets and the muons. (right) Bottom jet and heavy quark purity requiring a muon as a function of truth muon  $E_T$ .

## 5. Summary

In summary, the ATLAS detector provides unprecedented capability for probing the dense medium via jets, photons, and heavy quarks. Detailed simulations have been carried out to estimate the physics performance for jets and direct photons. It is shown that jets can be reconstructed above 50 GeV with reasonable resolution, low fake rate and high efficiency. Jet spectra, jet fragmentation functions and jet shapes can be recovered within 20% of the input distribution before applying any corrections. Using the highly segmented first layer of the ATLAS calorimeter, combined with isolation cuts, we show that direct photons can be measured with a good S/B ratio up to 200 GeV for a nominal LHC year. By tagging on high  $p_T$  single muons, one can obtain a sample of high  $p_T$  heavy quark

jets. These capabilities are crucial for understanding the energy loss and medium response mechanisms, and should provide quantitative constraint on the properties of the hot and dense QCD matter.

The large acceptance ATLAS detector also provides precision measurements of global event characteristics, such as impact parameter, number of participant, number of collisions and reaction plane. These global observables can be measured independently using various subsystems [9], which help to minimize the systematic errors. They shall open up the possibility of a detailed study of the dependence of energy loss and medium response on collision geometry.

## References

- [1] A. Adare *et al.* [PHENIX Collaboration], Phys. Rev. C **78**, 014901 (2008)
- [2] B. Muller and J. L. Nagle, Ann. Rev. Nucl. Part. Sci. **56**, 93 (2006)
- [3] C. P. Herzog, A. Karch, P. Kovtun, C. Kozcaz and L. G. Yaffe, JHEP **0607**, 013 (2006)
- [4] S. S. Gubser, Phys. Rev. D **74**, 126005 (2006)
- [5] G. Aad et al. (the ATLAS Collaboration), JINST, S08003 (2008).
- [6] N. Grau, B. A. Cole, W. G. Holzmann, M. Spousta and P. Steinberg for the ATLAS Collaboration, arXiv:0810.1219.
- [7] N. Grau for the ATLAS Collaboration, J. Phys. G **35**, 104040 (2008)
- [8] A. Lebedev for the ATLAS Collaboration, J. Phys. G **35**, 104143 (2008)
- [9] P. Steinberg for the ATLAS Collaboration, J. Phys. G **35**, 104151 (2008)