

Search for Lepton-Flavor-Violating τ Decays into Lepton and $f_0(980)$ Meson

Y. Miyazaki,²⁰ I. Adachi,⁷ H. Aihara,³⁹ K. Arinstein,¹ T. Aushev,^{16, 11} A. M. Bakich,³⁵
A. Bay,¹⁶ I. Bedny,¹ U. Bitenc,¹² A. Bondar,¹ A. Bozek,²⁵ M. Bračko,^{18, 12} T. E. Browder,⁶
A. Chen,²² B. G. Cheon,⁵ I.-S. Cho,⁴³ Y. Choi,³⁴ J. Dalseno,⁷ M. Dash,⁴² A. Drutskoy,³
S. Eidelman,¹ D. Epifanov,¹ N. Gabyshev,¹ P. Goldenzweig,³ H. Ha,¹⁴ J. Haba,⁷
K. Hara,²⁰ K. Hayasaka,²⁰ H. Hayashii,²¹ D. Heffernan,³⁰ Y. Horii,³⁸ Y. Hoshi,³⁷
W.-S. Hou,²⁴ H. J. Hyun,¹⁵ T. Iijima,²⁰ K. Inami,²⁰ A. Ishikawa,³² M. Iwasaki,³⁹
Y. Iwasaki,⁷ D. H. Kah,¹⁵ H. Kaji,²⁰ H. Kawai,² T. Kawasaki,²⁷ H. Kichimi,⁷
H. O. Kim,¹⁵ Y. J. Kim,⁴ S. Korpar,^{18, 12} P. Križan,^{17, 12} P. Krokovny,⁷ R. Kumar,³¹
A. Kuzmin,¹ S.-H. Kyeong,⁴³ J. S. Lee,³⁴ J. Li,⁶ D. Liventsev,¹¹ R. Louvot,¹⁶
F. Mandl,¹⁰ S. McOnie,³⁵ T. Medvedeva,¹¹ H. Miyata,²⁷ T. Nagamine,³⁸ E. Nakano,²⁹
M. Nakao,⁷ H. Nakazawa,²² O. Nitoh,⁴¹ S. Ogawa,³⁶ T. Ohshima,²⁰ S. Okuno,¹³
H. Ozaki,⁷ C. W. Park,³⁴ H. Park,¹⁵ H. K. Park,¹⁵ R. Pestotnik,¹² L. E. Piilonen,⁴²
A. Poluektov,¹ H. Sahoo,⁶ Y. Sakai,⁷ O. Schneider,¹⁶ K. Senyo,²⁰ M. Shapkin,⁹
C. P. Shen,⁶ J.-G. Shiu,²⁴ B. Shwartz,¹ S. Stanič,²⁸ M. Starič,¹² T. Sumiyoshi,⁴⁰
M. Tanaka,⁷ G. N. Taylor,¹⁹ Y. Teramoto,²⁹ I. Tikhomirov,¹¹ S. Uehara,⁷ T. Uglov,¹¹
Y. Unno,⁵ S. Uno,⁷ Y. Usuki,²⁰ G. Varner,⁶ A. Vinokurova,¹ C. H. Wang,²³ P. Wang,⁸
X. L. Wang,⁸ Y. Watanabe,¹³ E. Won,¹⁴ B. D. Yabsley,³⁵ Y. Yamashita,²⁶ Y. Yusa,⁴²
Z. P. Zhang,³³ V. Zhilich,¹ V. Zhulanov,¹ T. Zivko,¹² A. Zupanc,¹² and O. Zyukova¹

(The Belle Collaboration)

¹*Budker Institute of Nuclear Physics, Novosibirsk, Russia*

²*Chiba University, Chiba, Japan*

³*University of Cincinnati, Cincinnati, OH, USA*

⁴*The Graduate University for Advanced Studies, Hayama, Japan*

⁵*Hanyang University, Seoul, South Korea*

⁶*University of Hawaii, Honolulu, HI, USA*

⁷*High Energy Accelerator Research Organization (KEK), Tsukuba, Japan*

⁸*Institute of High Energy Physics, Chinese Academy of Sciences, Beijing, PR China*

⁹*Institute for High Energy Physics, Protvino, Russia*

¹⁰*Institute of High Energy Physics, Vienna, Austria*

¹¹*Institute for Theoretical and Experimental Physics, Moscow, Russia*

¹²*J. Stefan Institute, Ljubljana, Slovenia*

¹³*Kanagawa University, Yokohama, Japan*

¹⁴*Korea University, Seoul, South Korea*

- ¹⁵*Kyungpook National University, Taegu, South Korea*
- ¹⁶*École Polytechnique Fédérale de Lausanne, EPFL, Lausanne, Switzerland*
- ¹⁷*Faculty of Mathematics and Physics,
University of Ljubljana, Ljubljana, Slovenia*
- ¹⁸*University of Maribor, Maribor, Slovenia*
- ¹⁹*University of Melbourne, Victoria, Australia*
- ²⁰*Nagoya University, Nagoya, Japan*
- ²¹*Nara Women's University, Nara, Japan*
- ²²*National Central University, Chung-li, Taiwan*
- ²³*National United University, Miao Li, Taiwan*
- ²⁴*Department of Physics, National Taiwan University, Taipei, Taiwan*
- ²⁵*H. Niewodniczanski Institute of Nuclear Physics, Krakow, Poland*
- ²⁶*Nippon Dental University, Niigata, Japan*
- ²⁷*Niigata University, Niigata, Japan*
- ²⁸*University of Nova Gorica, Nova Gorica, Slovenia*
- ²⁹*Osaka City University, Osaka, Japan*
- ³⁰*Osaka University, Osaka, Japan*
- ³¹*Panjab University, Chandigarh, India*
- ³²*Saga University, Saga, Japan*
- ³³*University of Science and Technology of China, Hefei, PR China*
- ³⁴*Sungkyunkwan University, Suwon, South Korea*
- ³⁵*University of Sydney, Sydney, NSW, Australia*
- ³⁶*Toho University, Funabashi, Japan*
- ³⁷*Tohoku Gakuin University, Tagajo, Japan*
- ³⁸*Tohoku University, Sendai, Japan*
- ³⁹*Department of Physics, University of Tokyo, Tokyo, Japan*
- ⁴⁰*Tokyo Metropolitan University, Tokyo, Japan*
- ⁴¹*Tokyo University of Agriculture and Technology, Tokyo, Japan*
- ⁴²*IPNAS, Virginia Polytechnic Institute and State University, Blacksburg, VA, USA*
- ⁴³*Yonsei University, Seoul, South Korea*

Abstract

We search for lepton-flavor-violating τ decays into a lepton (electron or muon) and an $f_0(980)$ meson using 671 fb^{-1} of data collected with the Belle detector at the KEKB asymmetric-energy e^+e^- collider. No events are observed and we set the following 90% C.L. upper limits on the branching fraction products: $\mathcal{B}(\tau^- \rightarrow e^- f_0(980)) \times \mathcal{B}(f_0(980) \rightarrow \pi^+\pi^-) < 3.2 \times 10^{-8}$ and $\mathcal{B}(\tau^- \rightarrow \mu^- f_0(980)) \times \mathcal{B}(f_0(980) \rightarrow \pi^+\pi^-) < 3.4 \times 10^{-8}$. This is the first search performed for these modes.

PACS numbers: 11.30.Fs; 13.35.Dx; 14.60.Fg

INTRODUCTION

Lepton flavor violation (LFV) in charged lepton decays is forbidden in the Standard Model and remains highly suppressed even if neutrino mixing is included. However, LFV is expected in various extensions of the Standard Model, such as supersymmetry, leptoquark and many other models, e.g., various MSSM scenarios consider τ^- lepton decays into semileptonic final states [1, 2]. If LFV occurs via a Higgs mediated LFV mechanism, τ^- leptons can decay into $\ell^- f_0(980)$, where ℓ^- is either an electron or a muon, through a scalar Higgs boson [3][†]. The decays $\ell^- \pi^0$, $\ell^- \eta$ and $\ell^- \eta'$ are mediated by a pseudoscalar Higgs boson while $\ell^- \mu^+ \mu^-$ can be mediated through both scalar and pseudoscalar Higgs bosons [4]. Searches for $\tau^- \rightarrow \ell^- f_0(980)$ have not yet been reported while there are already upper limits on the branching fractions for $\tau^- \rightarrow \ell^- \pi^0$ (η , η') and $\tau^- \rightarrow \ell^- \mu^+ \mu^-$ at the $\mathcal{O}(10^{-8})$ level [5, 6]. With certain combinations of new physics parameters the branching fractions for $\tau^- \rightarrow \ell^- f_0(980)$ decays can be as high as 10^{-7} , which is already accessible in high-statistics B -factory experiments.

Here we report our search for $\tau^- \rightarrow \ell^- f_0(980)$ with a data sample of 671 fb^{-1} collected at the $\Upsilon(4S)$ resonance and 60 MeV below it with the Belle detector at the KEKB asymmetric-energy e^+e^- collider [7].

The Belle detector is a large-solid-angle magnetic spectrometer that consists of a silicon vertex detector (SVD), a 50-layer central drift chamber (CDC), an array of aerogel threshold Cherenkov counters (ACC), a barrel-like arrangement of time-of-flight scintillation counters (TOF), and an electromagnetic calorimeter (ECL) comprised of CsI(Tl) crystals, all located inside a superconducting solenoid coil that provides a 1.5 T magnetic field. An iron flux-return located outside the coil is instrumented to detect K_L^0 mesons and to identify muons (KLM). The detector is described in detail elsewhere [8].

We use particle identification likelihood variables based on the ratio of the energy deposited in the ECL to the momentum measured in the SVD and CDC, the shower shape in the ECL, the particle range in the KLM, the hit information from the ACC, the dE/dx information in the CDC, and the particle time-of-flight from the TOF. To distinguish hadron species, we use likelihood ratios, for instance, $\mathcal{P}(i/j) = \mathcal{L}_i/(\mathcal{L}_i + \mathcal{L}_j)$, where \mathcal{L}_i (\mathcal{L}_j) is the likelihood for the detector response to the track with flavor hypothesis i (j). For lepton identification, we form likelihood ratios $\mathcal{P}(e)$ [9] and $\mathcal{P}(\mu)$ [10] based on the electron and muon probabilities, respectively, which are determined by the responses of the appropriate subdetectors.

In order to estimate the signal efficiency and to optimize the event selection, we use Monte Carlo (MC) samples. The signal and the background events from generic $\tau^+ \tau^-$ decays are generated by KKMC/TAUOLA [11]. In the signal MC, we generate $\tau^+ \tau^-$, where a τ decays into a lepton and an $f_0(980)$ meson according to two-body phase space, and the other τ decays generically. In the signal MC the $f_0(980)$ meson decays into $\pi^+ \pi^-$ with mass and width parameters of the $f_0(980)$ based on the result of our study of $\gamma\gamma \rightarrow \pi^+ \pi^-$ [12]. Other backgrounds, including $B\bar{B}$ and $e^+e^- \rightarrow q\bar{q}$ ($q = u, d, s, c$), Bhabha and two-photon processes are generated by EvtGen [13], BHLUMI [14], and AAFH [15], respectively. All kinematic variables are calculated in the laboratory frame unless otherwise specified. In

[†] Throughout this paper, charge-conjugate modes are implied unless stated otherwise.

particular, variables calculated in the e^+e^- center-of-mass (CM) system are indicated by the superscript “CM”.

EVENT SELECTION

We search for $\tau^+\tau^-$ events in which one τ (the signal τ) decays into a charged lepton and two charged pions from an $f_0(980)$ meson decay and the other τ (the tag τ) decays into a final state with one charged track and any number of additional photons and neutrinos. Candidate τ -pair events are required to have four tracks with zero net charge.

We reconstruct four charged tracks and any number of photons within the fiducial volume defined by $-0.866 < \cos\theta < 0.956$, where θ is the polar angle relative to the direction opposite to that of the incident e^+ beam in the laboratory frame. The transverse momentum (p_t) of each charged track and the energy of each photon (E_γ) are required to satisfy $p_t > 0.1$ GeV/ c and $E_\gamma > 0.1$ GeV, respectively. For each charged track, the distance of the closest point with respect to the interaction point is required to be less than 0.5 cm in the transverse direction and less than 3.0 cm in the longitudinal direction.

Using the plane perpendicular to the CM thrust axis [16], which is calculated from the observed tracks and photon candidates, we separate the particles in an event into two hemispheres. These are referred to as the signal and tag sides. The tag side contains one charged track while the signal side contains three charged tracks. We require the charged track on the signal side to be identified as a lepton. The lepton identification criteria are $\mathcal{P}(\ell) > 0.95$ and momentum greater than 0.8 GeV/ c . The electron (muon) identification efficiency is 92% (86%) while the probability to misidentify a pion as an electron (a muon) is below 0.2% (2%). In order to take into account the emission of bremsstrahlung photons from electrons, the momenta of photons within 0.05 rad of the electron tracks are added to the momentum of the electron candidate track. To reduce generic $\tau^+\tau^-$ and $q\bar{q}$ background events, we veto events with a photon in the signal side.

To ensure that the missing particles are neutrinos rather than photons or charged particles that pass outside the detector acceptance, we impose requirements on the missing momentum \vec{p}_{miss} , which is calculated by subtracting the vector sum of the momenta of all tracks and photons from the sum of the e^+ and e^- beam momenta. We require that the magnitude of \vec{p}_{miss} be greater than 0.8 GeV/ c , and that its direction point into the fiducial volume of the detector. Furthermore, we reject the event if the direction of the missing momentum traverses the gap between the barrel and the ECL endcap since an undetected photon may fake a neutrino candidate(s).

The $f_0(980)$ meson is reconstructed from two oppositely-charged tracks assuming a pion mass for both tracks in the signal side. The charged pion from the $f_0(980)$ decay is identified by a condition $\mathcal{P}(K/\pi) < 0.6$ for two tracks except a lepton candidate in the signal side. Figure 1 shows the invariant mass of $\pi^+\pi^-$ in the signal side. We require that the invariant mass satisfy the condition $906 \text{ MeV}/c^2 < M_{\pi^+\pi^-} < 1065 \text{ MeV}/c^2$. In order to avoid fake $f_0(980)$ candidates from photon conversions (i.e. $\gamma \rightarrow e^+e^-$), we require that two pion candidates have $\mathcal{P}(e) < 0.1$. Furthermore, we require that $\mathcal{P}(\mu) < 0.1$ to suppress two-photon $e^+e^-\mu^+\mu^-$ background events. We require that the cosine of the opening angle between the lepton and the reconstructed $f_0(980)$ candidate in the CM system ($\cos\theta_{\text{lepton}-f_0}^{\text{CM}}$)

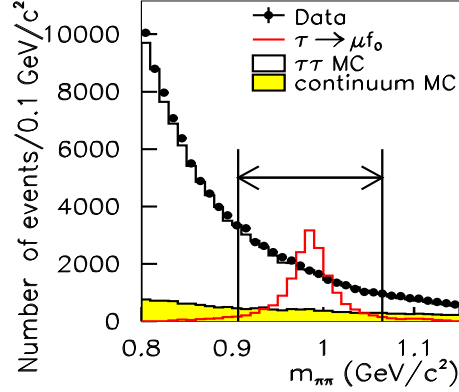


FIG. 1: The invariant mass distribution of $\pi^+\pi^-$ in the signal region. While the signal MC ($\tau^- \rightarrow \mu^- f_0(980)$) distribution is normalized arbitrarily, the data and background MC are normalized to the same luminosity. Selected regions are indicated by the arrows from the marked cut boundaries.

be $0.7 < \cos \theta_{\text{lepton}-f_0}^{\text{CM}} < 0.98$.

To reject $q\bar{q}$ background, we require that the magnitude of thrust (T) be in the range $0.90 < T < 0.97$ (see Fig. 2 (a)). We also require $5.29 \text{ GeV} < E_{\text{vis}}^{\text{CM}} < 10.00 \text{ GeV}$, where $E_{\text{vis}}^{\text{CM}}$ is the total visible energy in the CM system, defined as the sum of the energies of the lepton, $f_0(980)$ candidate, the charged track in the tag side (with a pion mass hypothesis) and all photon candidates (see Fig. 2 (b)) .

To suppress the $B\bar{B}$ and $q\bar{q}$ background, it is required that the number of photons in the tag side n_{γ}^{TAG} be $n_{\gamma}^{\text{TAG}} \leq 3$ if the charged track in the tag side is an electron or a muon (a leptonic tag) and $n_{\gamma}^{\text{TAG}} \leq 2$ if the track in the tag side is a hadron (a hadronic tag).

Since neutrinos are emitted only in the tag side, the direction of \vec{p}_{miss} should be on the tag side of the event. The cosine of the opening angle between \vec{p}_{miss} and the charged track in the tag side in the CM system, $\cos \theta_{\text{tag-miss}}^{\text{CM}}$, should be in the range $0.4 < \cos \theta_{\text{tag-miss}}^{\text{CM}} < 0.98$ (see Fig. 2 (c)). The reconstructed mass of a charged track (with a pion mass hypothesis) and photons in the tag side m_{tag} , is required to be less than $1.00 \text{ GeV}/c^2$ (see Fig. 2 (d)). For all kinematic distributions shown in Fig. 2, reasonable agreement between the data and background MC is observed.

Finally, to suppress backgrounds from generic $\tau^+\tau^-$ and $q\bar{q}$ events, we apply a selection based on the magnitude of the missing momentum p_{miss} and the missing mass squared m_{miss}^2 . We apply different selection criteria since the number of emitted neutrinos is two for the leptonic tag while it is one for the hadronic tag. We require the following relation between p_{miss} and m_{miss}^2 : $p_{\text{miss}} > -5.0 \times m_{\text{miss}}^2$ and $p_{\text{miss}} > 7.0 \times m_{\text{miss}}^2 - 1.0$ for the hadronic tag and $p_{\text{miss}} > -7.0 \times m_{\text{miss}}^2 - 1.0$ and $p_{\text{miss}} > 1.8 \times m_{\text{miss}}^2 - 0.8$ for the leptonic tag, where p_{miss} is in GeV/c and m_{miss} is in GeV/c^2 (see Fig. 3). While this cut retains 56% of the signal, 97% of the generic $\tau^+\tau^-$ and 96% of $q\bar{q}$ backgrounds are removed.

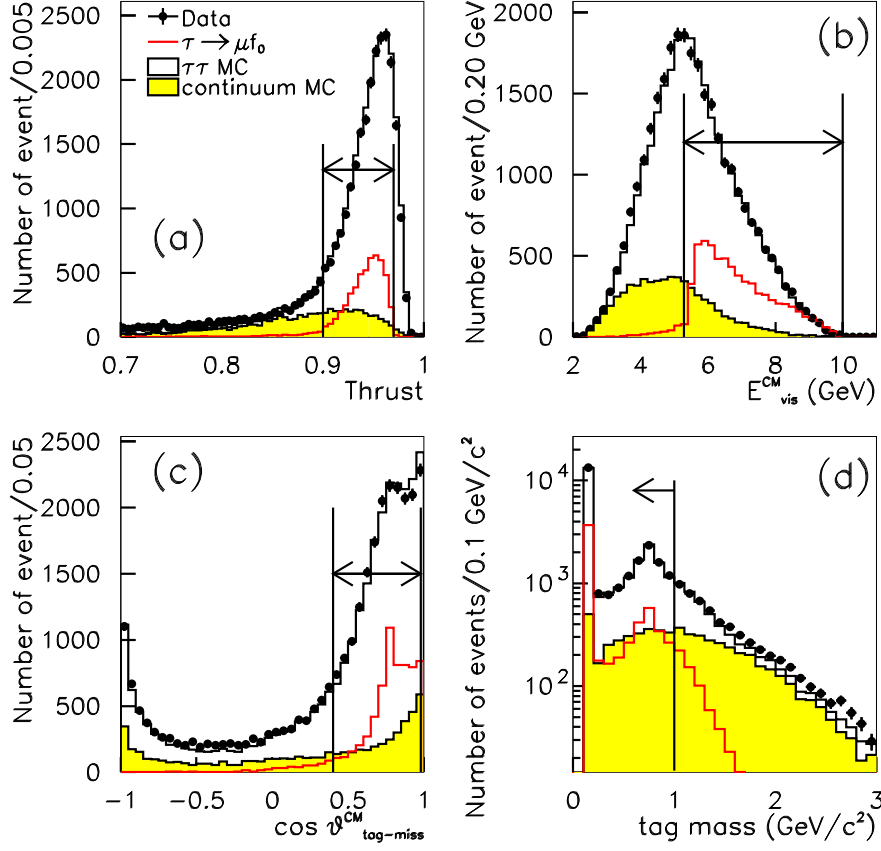


FIG. 2: Kinematic distributions used in the event selection: (a) the magnitude of the thrust vector using all track and photon candidates; (b) total energy using all track and photon candidates in the CM system; (c) the cosine of the opening angle between a charged track in the tag side and missing particles in the CM system ($\cos \theta_{\text{tag-miss}}^{\text{CM}}$); (d) the reconstructed mass in the tag side using a charged track and photons. While the signal MC ($\tau^- \rightarrow \mu^- f_0(980)$) distribution is normalized arbitrarily, the data and background MC are normalized to the same luminosity. Selected regions are indicated by the arrows from the marked cut boundaries.

SIGNAL AND BACKGROUND ESTIMATION

The signal candidates are examined in the two-dimensional plot of the $\ell^- f_0(980)$ invariant mass ($M_{\ell f_0}$) versus the difference of their energy from the beam energy in the CM system (ΔE). A signal event should have $M_{\ell f_0}$ close to the τ -lepton mass (m_τ) and ΔE close to zero. For all modes, the $M_{\ell f_0}$ and ΔE resolutions are parameterized from fits to the signal MC distributions, with an asymmetric Gaussian function that takes into account initial-state radiation. These Gaussians have widths $\sigma_{M_{\ell f_0}}^{\text{high/low}} = 4.8/5.6 \text{ MeV}/c^2$ and $\sigma_{\Delta E}^{\text{high/low}} = 12/19 \text{ MeV}$ for the $\tau^- \rightarrow e^- f_0(980)$ mode, and $\sigma_{M_{\ell f_0}}^{\text{high/low}} = 5.1/5.3 \text{ MeV}/c^2$ and $\sigma_{\Delta E}^{\text{high/low}} = 13/19 \text{ MeV}$ for the $\tau^- \rightarrow \mu^- f_0(980)$ mode, where the “high/low” superscript

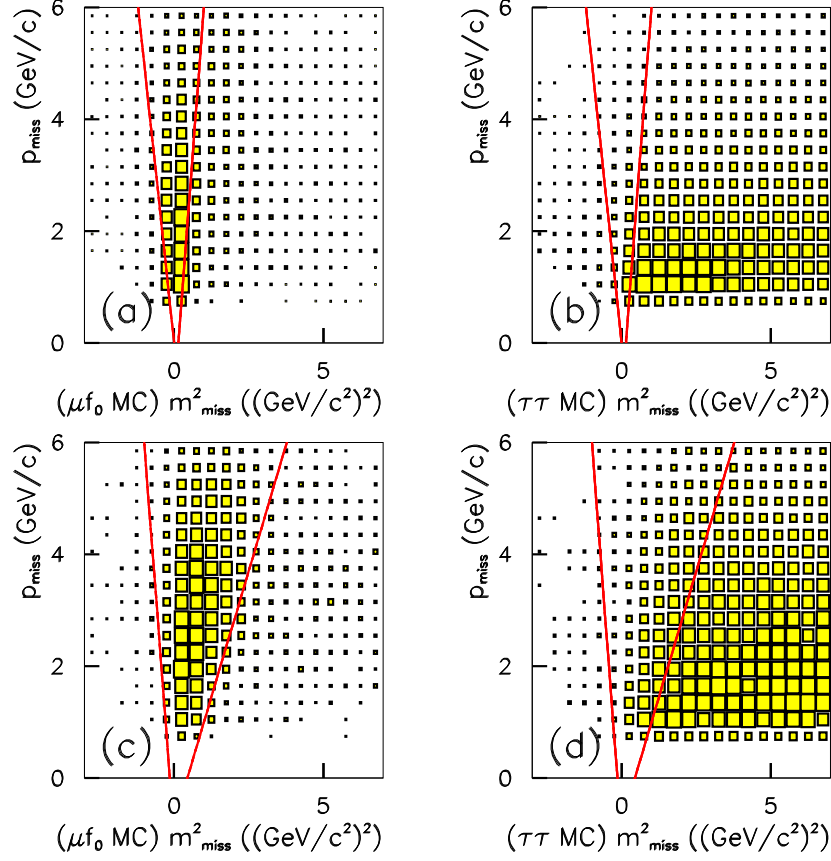


FIG. 3: Scatter-plots of p_{miss} vs. m_{miss}^2 : (a) and (b) show the signal MC ($\tau^- \rightarrow \mu^- f_0(980)$) and the generic $\tau^+\tau^-$ MC distributions, respectively, for the hadronic tags while (c) and (d) show the same distributions for the leptonic tags. Selected regions are indicated by lines.

indicates the higher/lower side of the peak.

To evaluate the branching fractions, we use elliptical signal regions that contain 90% of the MC signal events satisfying all selection criteria. We blind the data in the signal region until all selection criteria are finalized so as not to bias our choice of selection criteria. Figure 4 shows scatter-plots for the data and the signal MC distributed over $\pm 20\sigma$ in the $M_{\ell f_0} - \Delta E$ plane. For the $e^- f_0(980)$ mode, the dominant background comes from two-photon processes in the $\Delta E > 0$ GeV region, while $q\bar{q}$ and generic $\tau^+\tau^-$ events are negligible due to the low electron fake rate. For the $\mu^- f_0(980)$ mode, the dominant sources of background are random combinations of three pions from $q\bar{q}$ or generic $\tau^+\tau^-$ processes in which one pion is misidentified as a muon. The $q\bar{q}$ events are distributed in the $\Delta E > 0$ GeV region while $\tau^+\tau^-$ events are distributed in the $\Delta E < 0$ GeV and $M_{\mu f_0} < m_\tau$ region. We estimate the expected number of background events in the signal region using the MC distribution with looser selection criteria and extrapolation from the data in the sideband region defined as the $\pm 20\sigma$ region without the signal ellipse. The signal efficiency and the number of

TABLE I: The signal efficiency(ε), the number of expected background events (N_{BG}) estimated from the sideband data, total systematic uncertainty (σ_{syst}), the number of observed events in the signal region (N_{obs}), 90% C.L. upper limit on the number of signal events including systematic uncertainties (s_{90}) and 90% C.L. upper limit on the branching fraction including the branching fraction $f_0(980) \rightarrow \pi^+\pi^-$ (\mathcal{UL}) for each individual mode.

Mode	ε (%)	N_{BG}	σ_{syst} (%)	N_{obs}	s_{90}	$\mathcal{UL}(10^{-8})$
$\tau^- \rightarrow e^- f_0(980)$	5.80	0.10 ± 0.07	11.5	0	2.41	3.4
$\tau^- \rightarrow \mu^- f_0(980)$	6.02	0.11 ± 0.08	10.8	0	2.40	3.2

expected background events for each mode are summarized in Table I. After estimating the background, we open the blinded regions and find no candidate events in either mode.

The dominant systematic uncertainties for this analysis come from $f_0(980)$ selection and tracking efficiencies. The systematic uncertainty for $f_0(980)$ selection is studied by changing mass and width of the $f_0(980)$ using uncertainties from the result of our study [12], and is 9.9% and 9.2% for $e^- f_0(980)$ and $\mu^- f_0(980)$, respectively. The uncertainty due to the charged track reconstruction is estimated to be 1.0% per charged track, therefore, the total uncertainty due to the charged track finding is 4.0% for both modes. The uncertainties due to lepton identification are 2.2% and 1.9% for electrons and muons, respectively. The uncertainty due to pion identification is 1.0% per pion. The uncertainties due to MC statistics and luminosity are estimated to be (2.7-2.9)% and 1.4%, respectively. The uncertainty due to the trigger efficiency is negligible compared with the other uncertainties. All these uncertainties are added in quadrature, and the total systematic uncertainties for the $e^- f_0(980)$ and $\mu^- f_0(980)$ mode are 11.5% and 10.8%, respectively.

UPPER LIMITS ON THE BRANCHING FRACTIONS

We set upper limits on the branching fractions of $\tau^- \rightarrow \ell^- f_0(980)$ based on the Feldman-Cousins method [17]. The 90% C.L. upper limit on the number of signal events including a systematic uncertainty (s_{90}) is obtained using the POLE program without conditioning [18] based on the number of expected background events, the number of observed events and the systematic uncertainty. The upper limit on the branching fraction (\mathcal{B}) is then given by

$$\mathcal{B}(\tau^- \rightarrow \ell^- f_0(980)) \times \mathcal{B}(f_0(980) \rightarrow \pi^+\pi^-) < \frac{s_{90}}{2N_{\tau\tau}\varepsilon}, \quad (1)$$

where $N_{\tau\tau}$ is the number of $\tau^+\tau^-$ pairs, and ε is the signal efficiency. The value $N_{\tau\tau} = 616.6 \times 10^6$ is obtained from the integrated luminosity times the cross section of τ -pair production, which is calculated in the updated version of KKMC [19] to be $\sigma_{\tau\tau} = 0.919 \pm 0.003$ nb. We set the following 90% C.L. upper limits on the branching fraction products: $\mathcal{B}(\tau^- \rightarrow e^- f_0(980)) \times \mathcal{B}(f_0(980) \rightarrow \pi^+\pi^-) < 3.2 \times 10^{-8}$ and $\mathcal{B}(\tau^- \rightarrow \mu^- f_0(980)) \times \mathcal{B}(f_0(980) \rightarrow \pi^+\pi^-) < 3.4 \times 10^{-8}$.

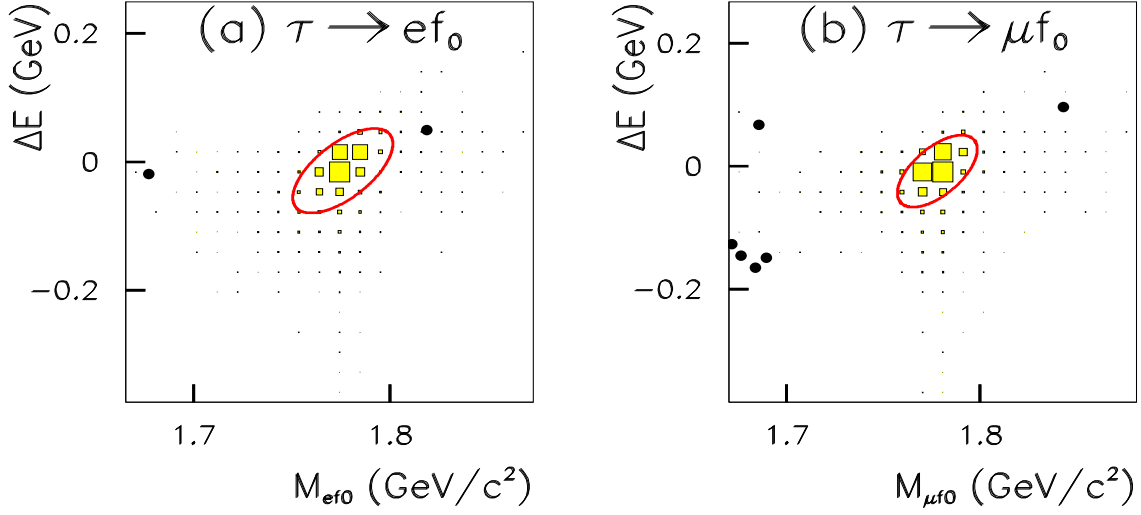


FIG. 4: Scatter-plots in the $M_{\ell f_0} - \Delta E$ plane with the $\pm 20\sigma$ area for (a) $\tau^- \rightarrow e^- f_0(980)$ and (b) $\tau^- \rightarrow \mu^- f_0(980)$. The data are indicated by the solid circles. The filled boxes show the MC signal distribution with arbitrary normalization. The elliptical signal regions shown by a solid curve are used for evaluating the signal yield. No data events are observed in the elliptical signal regions.

SUMMARY

We have searched for lepton-flavor-violating τ decays into a lepton and $f_0(980)$ meson using 671 fb^{-1} of data. No events are observed and we set the following 90% C.L. upper limits on the branching fraction products: $\mathcal{B}(\tau^- \rightarrow e^- f_0(980)) \times \mathcal{B}(f_0(980) \rightarrow \pi^+ \pi^-) < 3.2 \times 10^{-8}$ and $\mathcal{B}(\tau^- \rightarrow \mu^- f_0(980)) \times \mathcal{B}(f_0(980) \rightarrow \pi^+ \pi^-) < 3.4 \times 10^{-8}$. This is the first search for these τ LFV decay modes.

Acknowledgments

We thank the KEKB group for the excellent operation of the accelerator, the KEK cryogenics group for the efficient operation of the solenoid, and the KEK computer group and the National Institute of Informatics for valuable computing and SINET3 network support as well as Tau lepton physics research center of Nagoya University. We acknowledge support from the Ministry of Education, Culture, Sports, Science, and Technology of Japan and the Japan Society for the Promotion of Science; the Australian Research Council and the Australian Department of Education, Science and Training; the National Natural Science Foundation of China under contract No. 10575109 and 10775142; the Department of Science and Technology of India; the BK21 program of the Ministry of Education of Korea, the CHEP src program and Basic Research program (grant No. R01-2008-000-10477-0) of the Korea Science and Engineering Foundation; the Polish State Committee for Scientific

Research; the Ministry of Education and Science of the Russian Federation and the Russian Federal Agency for Atomic Energy; the Slovenian Research Agency; the Swiss National Science Foundation; the National Science Council and the Ministry of Education of Taiwan; and the U.S. Department of Energy. This work is supported by a Grant-in-Aid for Science Research on Priority Area (New Development of Flavor Physics) from the Ministry of Education, Culture, Sports, Science and Technology of Japan and Creative Scientific Research (Evolution of Tau-lepton Physics) from the Japan Society for the Promotion of Science.

-
- [1] A. Brignole and A. Rossi, Nucl. Phys. B **701**,3 (2004).
 - [2] E. Arganda, M.J. Herrero and J. Portoles, JHEP 0806:079, 2008.
 - [3] C.-H. Chen and C.-Q. Geng, Phys. Rev. D **74**, 035010 (2006).
 - [4] K. S. Babu and C. Kolda, Phys. Rev. Lett. **89**, 241802 (2002); A. Dedes, J. R. Ellis and M. Raidal, Phys. Lett. B **549**, 159 (2002); M. Sher, Phys. Rev. D **66**, 057301 (2002).
 - [5] Y. Miyazaki *et al.* (Belle Collaboration), Phys. Lett. B **648**, 341 (2007); B. Aubert *et al.* (BaBar Collaboration), Phys. Rev. Lett. **98**, 061803 (2007).
 - [6] Y. Miyazaki *et al.* (Belle Collaboration), Phys. Lett. B **660**, 154 (2007); B. Aubert *et al.* (BaBar Collaboration), Phys. Rev. Lett. **99**, 251803 (2007).
 - [7] S. Kurokawa and E. Kikutani, Nucl. Instr. and Meth. A **499**, 1 (2003), and other papers included in this Volume.
 - [8] A. Abashian *et al.* (Belle Collaboration), Nucl. Instr. and Meth. A **479**, 117 (2002).
 - [9] K. Hanagaki *et al.*, Nucl. Instr. and Meth. A **485**, 490 (2002).
 - [10] A. Abashian *et al.*, Nucl. Instr. and Meth. A **491**, 69 (2002).
 - [11] S. Jadach *et al.*, Comp. Phys. Commun. **130**, 260 (2000).
 - [12] T. Mori *et al.* (Belle Collaboration), Phys. Rev. D **75**, 051101 (2007).
 - [13] D. J. Lange, Nucl. Instr. and Meth. A **462**, 152 (2001).
 - [14] S. Jadach *et al.*, Comp. Phys. Commun. **70**, 305 (1992).
 - [15] F. A. Berends *et al.*, Comp. Phys. Commun. **40**, 285 (1986).
 - [16] S. Brandt *et al.*, Phys. Lett. **12**, 57 (1964); E. Farhi, Phys. Rev. Lett. **39**, 1587 (1977).
 - [17] G. J. Feldman and R. D. Cousins, Phys. Rev. D **57**, 3873 (1998).
 - [18] See <http://www3.tsl.uu.se/~conrad/pole.html>; J. Conrad *et al.*, Phys. Rev. D **67**, 012002 (2003).
 - [19] S. Banerjee *et al.*, Phys. Rev. D **77**, 054012 (2008).