

Measurements of CKM angle ϕ_3 at BELLE

S. Bahinipati

(Belle Collaboration)

University of Cincinnati, Cincinnati, OH, 45221, USA

We report recent results on ϕ_3 measurement at the Belle collaboration. The analyses reported here are based on a large data sample that contains 657 million $B\bar{B}$ pairs collected with the Belle detector at the KEKB asymmetric-energy e^+e^- collider at the $\Upsilon(4S)$ resonance.

I. INTRODUCTION

In the Standard Model (SM), quark flavour mixing occurs via the Cabibbo-Kobayashi-Maskawa (CKM) matrix [1]. CP violation in the SM occurs due to the presence of a complex phase in the CKM matrix. Precision measurements of the parameters of CKM matrix are of utmost importance to constrain the SM and measure the amount of CP violation. The CKM parameter ϕ_3 (γ), defined as $\phi_3 = \arg(-V_{ud}V_{ub}^*/V_{cd}V_{cb}^*)$ is CKM angle measured with least precision. We report the recent measurements of ϕ_3 by the Belle collaboration based on a large data sample that contains 657 million $B\bar{B}$ pairs in this report.

II. MEASUREMENT OF CP VIOLATION PARAMETERS USING $B^0(\bar{B}^0) \rightarrow D^{*\mp}\pi^\pm$ DECAYS

The study of the time-dependent decay rates of $B^0(\bar{B}^0) \rightarrow D^{*\mp}\pi^\pm$ provides a theoretically clean method for extracting $\sin(2\phi_1 + \phi_3)$ [2], where ϕ_1 and ϕ_3 are angles of the CKM Unitarity Triangle. As shown in Fig. 1, this decay can be mediated by both Cabibbo-favoured (CFD) and doubly-Cabibbo-suppressed (DCSD) processes, whose amplitudes are proportional to $V_{cb}^*V_{ud}$ and $V_{ub}^*V_{cd}$ respectively, which have a relative weak phase ϕ_3 .

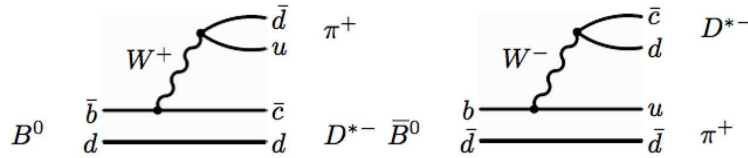


FIG. 1: Diagrams for $B^0 \rightarrow D^{*-}\pi^+$ (left) and $\bar{B}^0 \rightarrow D^{*-}\pi^+$ (right). Those for $\bar{B}^0 \rightarrow D^{*+}\pi^-$ and $B^0 \rightarrow D^{*+}\pi^-$ can be obtained by charge conjugation.

The time-dependent decay rates are given by [3]

$$P(B^0 \rightarrow D^{(*)\pm}\pi^\mp) = \frac{1}{8\tau_{B^0}} e^{-|\Delta t|/\tau_{B^0}} \times [1 \mp C \cos(\Delta m \Delta t) - S^\pm \sin(\Delta m \Delta t)],$$

$$P(\bar{B}^0 \rightarrow D^{(*)\pm}\pi^\mp) = \frac{1}{8\tau_{B^0}} e^{-|\Delta t|/\tau_{B^0}} \times [1 \pm C \cos(\Delta m \Delta t) + S^\pm \sin(\Delta m \Delta t)]. \quad (1)$$

Here Δt is the difference between the time of the decay and the time that the flavour of the B meson is tagged, τ_{B^0} is the average neutral B meson lifetime, Δm is the B^0 - \bar{B}^0 mixing parameter, and $C = (1 - R_{D^*\pi}^2) / (1 + R_{D^*\pi}^2)$, where $R_{D^*\pi}$ is the ratio of the magnitudes between the DCSD and CFD (we assume the magnitudes of both the CFD and DCSD amplitudes are the same for B^0 and \bar{B}^0 decays). The CP violation parameters are given by $S^\pm = -R_{D^*\pi} \sin(2\phi_1 + \phi_3 \pm \delta_{D^*\pi}) / (1 + R_{D^*\pi}^2)$ for $D^*\pi$, where δ is the strong phase difference between CFD and DCSD. Since the predicted value of $R_{D^*\pi}$ is small, ~ 0.02 [4], we neglect terms of $\mathcal{O}(R_{D^*\pi}^2)$ (and hence take $C = 1$).

The strong phase δ for $D^*\pi$ is predicted to be small [3, 5]. Since $R_{D^*\pi}$ is expected to be suppressed, the amount of CP violation in $D^*\pi$ decays, which is proportional to $R_{D^*\pi}$, is expected to be small and a large data sample is needed in order to obtain sufficient sensitivity. We employ a partial reconstruction technique [6] for the $D^*\pi$ analysis, wherein the signal is distinguished from background on the basis of kinematics of the ‘fast’ pion (π_f) from the decay $B \rightarrow D^*\pi$, and the ‘slow’ pion from the subsequent decay of $D^* \rightarrow D\pi$; the D meson is not reconstructed at all. In order to tag the flavour of the associated B meson, we require the presence of a high-momentum lepton (l), required to have momenta in the range $1.1 \text{ GeV}/c < p_l < 2.3 \text{ GeV}/c$ in the event. We perform a simultaneous unbinned fit to the same-flavour (SF) events, in which π_f and l have the same charge, and opposite-flavour (OF) events, in which the π_f and l have the opposite charge [7]. The results are shown in Fig. 2. We obtain the CP violation parameters as $S^+ = +0.057 \pm 0.019 \pm 0.012$, $S^- = +0.038 \pm 0.020 \pm 0.010$, where the first errors are statistical and the second errors are systematic.

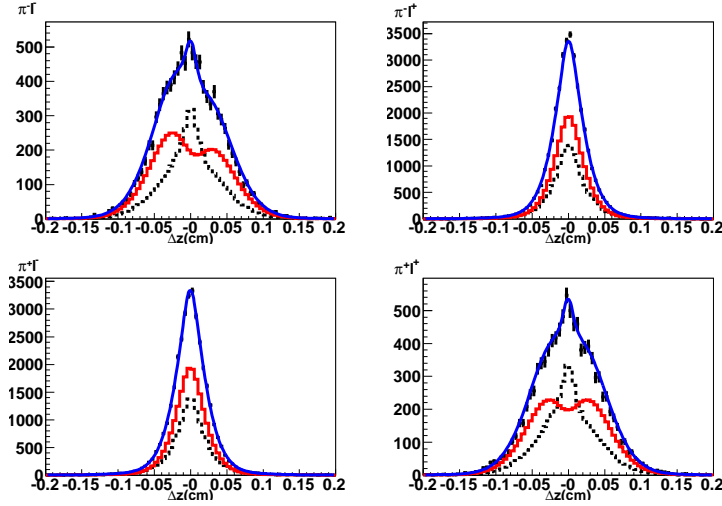
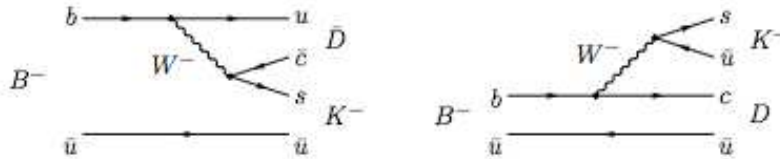


FIG. 2: Δz distributions for 4 flavour-charge combinations: π^-l^- (top left), π^-l^+ (top right), π^+l^- (bottom left), π^+l^+ (bottom right). The fit result is superimposed on the data (blue line). The signal and background components are shown as the red and dotted black curves, respectively.

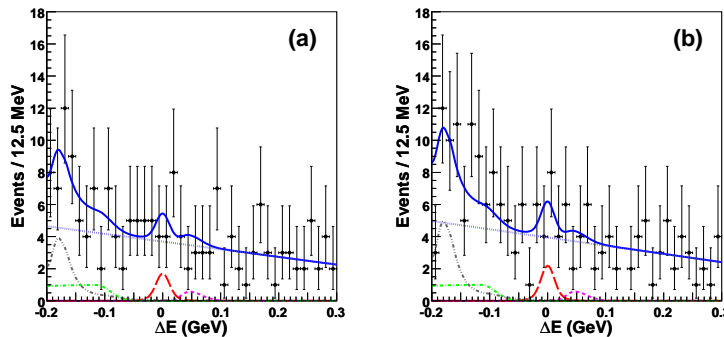
III. MEASUREMENT OF ϕ_3 FROM $B^\pm \rightarrow DK^\pm$ DECAYS

CP asymmetries in the decays $B \rightarrow DK$ was first discussed by I. Bigi, A. Carter, and A. Sanda[8]. Several methods have been proposed since then for ϕ_3 measurement in such decays [2, 9, 10, 11]. ϕ_3 is accessible via interference of V_{cb} and V_{ub} amplitudes. The effects of CP violation can be enhanced, if the common final states of the D^0 and \bar{D}^0 decays following to $B^- \rightarrow D^0K^-$ and $B^- \rightarrow \bar{D}^0K^- (b \rightarrow c)$ are chosen so that the interfering amplitudes have comparable magnitudes (ADS method [11]) (Fig.3). The ratio of these interfering amplitudes, defined as r_B is the ratio of the amplitudes of $B^- \rightarrow D^0K^- (b \rightarrow u)$ and $B^- \rightarrow \bar{D}^0K^- (b \rightarrow c)$ decays. The feasibility for measuring ϕ_3 crucially depends on the size of r_B , which is predicted to be around 0.1-0.2 by taking a product of the ratio of the CKM matrix elements $|V_{ub}V_{cs}^*/V_{cb}V_{us}^*|$ and the color suppression factor.

For the ADS method, we define observables, the charge averaged rate (R_{ADS}) and the partial rate asymmetry (A_{ADS}) as $R_{ADS} = \frac{B(B^- \rightarrow [F]_D K^-) + B(B^+ \rightarrow [\bar{F}]_D K^+)}{B(B^- \rightarrow [F]_D K^-) + B(B^+ \rightarrow [F]_D K^+)}$ and $A_{ADS} = \frac{B(B^- \rightarrow [F]_D K^-) - B(B^+ \rightarrow [\bar{F}]_D K^+)}{B(B^- \rightarrow [F]_D K^-) + B(B^+ \rightarrow [F]_D K^+)}$, where $[F]_D$ indicates that the state F originates from the \bar{D}^0 or D^0 meson. These observables are related to the physical parameters by $R_{ADS} = r_B^2 + r_D^2 + 2r_B r_D \cos(\delta_B + \delta_D) \cos \phi_3$ and $A_{ADS} = 2r_B r_D \sin(\delta_B + \delta_D) \sin \phi_3 / R_{ADS}$, where r_D and δ_D are the ratio of the magnitudes and the strong phase difference of the D decay amplitudes, respectively and δ_B is the ratio of the strong phase difference of the B decay amplitudes. We obtain $R_{ADS} = [8.0^{+6.3}_{-5.7}(\text{stat}) + 2.0 - 2.8(\text{syst})] \times 10^{-3}$

FIG. 3: Diagrams for $B^- \rightarrow \bar{D}K^-$ and $B^- \rightarrow DK^-$

, $A_{ADS} = -0.13_{-0.88}^{+0.97}(\text{stat}) \pm 0.26(\text{syst})$ [12]. Although the signal (Fig. 4) is not significant, it allows to set an interesting upper limit on r_B . By taking a $+2\sigma$ variation on r_D and conservatively assuming $\cos\phi_3 \cos(\delta_B + \delta_D) = -1$, we obtain $r_B < 0.19$ at 90% confidence level.

FIG. 4: The result of the fit to the energy difference between the signal candidate and the beam, ΔE , for the mode (a) $B^- \rightarrow DK^-$, $D \rightarrow K^+\pi^-$ and (b) $B^+ \rightarrow DK^+$, $D \rightarrow K^-\pi^+$.

Finally, the most effective constraint on ϕ_3 comes from the $D \rightarrow K_S^0\pi^+\pi^-$ decay done using Dalitz analysis method[13, 14]. We report results using two modes: $B^+ \rightarrow DK^+$, and $B^+ \rightarrow D^*K^+$ with $D^* \rightarrow D\pi^0$, $D \rightarrow K_S^0\pi^+\pi^-$ as well as the corresponding charge-conjugate modes [16]. The weak parts of the amplitudes that contribute to the decay $B^+ \rightarrow DK^+$ are given by $V_{cb}^*V_{us} \sim A\lambda^3$ (for the \bar{D}^0K^+ final state) and $V_{ub}^*V_{cs} \sim A\lambda^3(\rho + i\eta)$ (for D^0K^+). The two amplitudes interfere as the D^0 and \bar{D}^0 mesons decay into the same final state $K_S^0\pi^+\pi^-$. Assuming no CP asymmetry in neutral D decays, the amplitude of the neutral D decay from $B^\pm \rightarrow DK^\pm$ as a function of Dalitz plot variables $m_+^2 = m_{K_S^0\pi^+}^2$ and $m_-^2 = m_{K_S^0\pi^-}^2$ is $M_\pm = f(m_\pm^2, m_\mp^2) + re^{\pm i\phi_3 + i\delta} f(m_\mp^2, m_\pm^2)$, where $f(m_+^2, m_-^2)$ is the amplitude of the $\bar{D}^0 \rightarrow K_S^0\pi^+\pi^-$ decay, r_B is the ratio of the magnitudes of the two interfering amplitudes, and δ_B is the strong phase difference between them. The $\bar{D}^0 \rightarrow K_S^0\pi^+\pi^-$ decay amplitude f can be determined from a large sample of flavor-tagged $\bar{D}^0 \rightarrow K_S^0\pi^+\pi^-$ decays produced in continuum e^+e^- annihilation. Once f is known, a simultaneous fit of B^+ and B^- data allows the contributions of r_B , ϕ_3 and δ_B to be separated. The method[15] has a two-fold ambiguity: (ϕ_3, δ_B) and $(\phi_3 + 180^\circ, \delta_B + 180^\circ)$ solutions cannot be separated. We always choose the solution with $0 < \phi_3 < 180^\circ$. Figure 5 shows the projections of the three-dimensional confidence regions onto the (r_B, ϕ_3) and (ϕ_3, δ_B) planes for $B^\pm \rightarrow DK^\pm$ and $B^\pm \rightarrow D^*K^\pm$ modes using statistical errors only. We perform a combined maximum likelihood fit to the two modes, and obtain[16] $\phi_3 = 76^\circ_{-13^\circ}^{+12^\circ}(\text{stat}) \pm 4^\circ(\text{syst}) \pm 9^\circ(\text{model})$. The statistical significance of CP violation ($\phi_3 \neq 0$) in our measurement is $(1 - 5.5 \times 10^{-4})$, or 3.5 standard deviations.

IV. CONCLUSION

The precise measurement of CKM angle ϕ_3 is one of the most challenging, yet interesting pursuits in the B -factories. The Belle collaboration has performed ϕ_3 extraction using several methods, and the most effective constraint

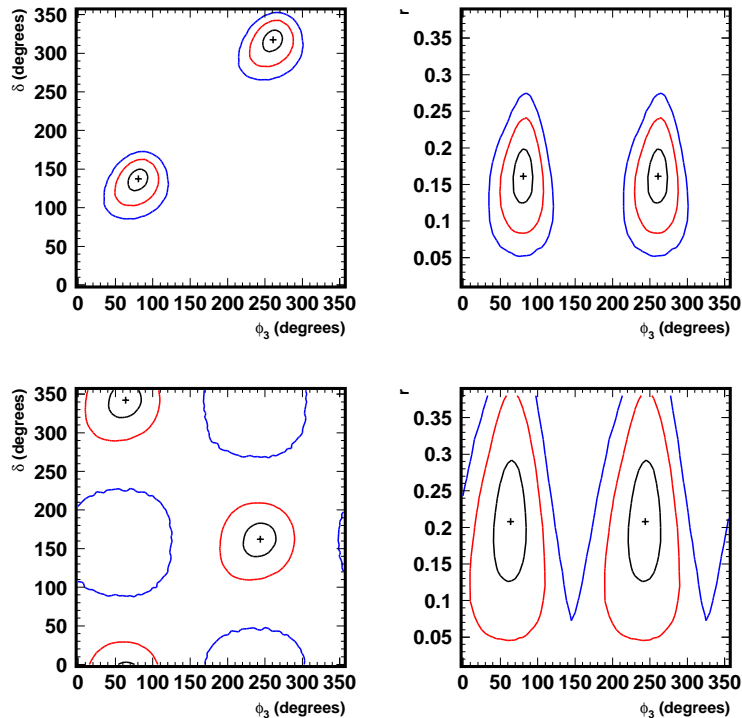


FIG. 5: Projections of confidence regions using statistical errors only for the $B^+ \rightarrow DK^+$ (top) and $B^+ \rightarrow D^*K^+$ (bottom) mode onto the (r_B, ϕ_3) and (ϕ_3, δ_B) planes. We show the 20%, 74% and 97% confidence level regions, which correspond to one, two, and three standard deviations for a three-dimensional Gaussian distribution.

on ϕ_3 comes from the Dalitz plot analysis of the $K_S^0 \pi^+ \pi^-$ decay of the neutral D meson produced in $B^\pm \rightarrow D^{(*)} K^\pm$ decays. The recent Belle result for $B^- \rightarrow DK^-$ followed by $D \rightarrow K^+ \pi^-$ brings a stringent upper limit on r_B , which is consistent with the result obtained by the Dalitz plot analysis. Results on time-dependent CP asymmetries in $B \rightarrow D^{*\mp} \pi^\pm$ decays are also reported.

-
- [1] M. Kobayashi and T. Maskawa, Prog. Theor. Phys. **49** 652 (1973); N. Cabibbo, Phys. Rev. Lett. **10**, 531 (1963).
[2] I. Dunietz, Phys. Lett. **B270**, 75 (1991).
[3] R. Fleischer, Nucl. Phys. B **671** 459 (2003).
[4] D.A. Suprun, C.-W. Chiang and J.L. Rosner, Phys. Rev. D **65** 054025 (2002).
[5] L. Wolfenstein, Phys. Rev. D **69** 016006 (2004).
[6] Y. Zheng, T.E. Browder *et al.* (Belle Collaboration), Phys. Rev. D **67**, 092004 (2003).
[7] Belle collaboration, hep-ex/0809.3203v1.
[8] I. I. Bigi and A. I. Sanda, Phys. Lett. **B211**, 213 (1988); A. B. Carter and A. I. Sanda, Phys. Rev. Lett **45**, 952 (1980).
[9] M. Gronau and D. London, Phys. Lett. **B253**, 483 (1991); M. Gronau and D. Wyler, Phys. Lett. **B265**, 172 (1991).
[10] D. Atwood, G. Eilam, M. Gronau and A. Soni, Phys. Lett. **B341**, 372 (1995).
[11] D. Atwood, I. Dunietz and A. Soni, Phys. Rev. Lett. **78**, 3257 (1997); D. Atwood, I. Dunietz and A. Soni, Phys. Rev. D **63**, 036005 (2001).
[12] Y. Horii, K. Trabelsi *et al.* (Belle Collaboration), hep-ex/0804.2063v.
[13] A. Giri, Yu. Grossman, A. Soffer, J. Zupan, Phys. Rev. D **68**, 054018 (2003).
[14] A. Bondar. Proceedings of BINP Special Analysis Meeting on Dalitz Analysis, 24-26 Sep. 2002, unpublished.
[15] Belle Collaboration, A. Poluektov *et al.*, Phys. Rev. D **73**, 112009 (2006).
[16] Belle Collaboration, hep-ex/0803.3375v1.