

# OPERA: waiting for the $\tau$

Andrea Longhin<sup>1</sup>  
 Physics Department “M. Merlin”,  
 Bari University  
 via Amendola 173,  
 I-70126 Bari, Italy

## 1 Overview and physics reach

OPERA[1] is a long baseline (730 Km) neutrino oscillation experiment located in Italy at the Gran Sasso underground laboratory (3500 m.w.e. overburden, residual  $\mu$  flux  $\sim 1 \text{ h}^{-1}\text{m}^{-2}$ ). The detector is conceived to observe  $\nu_\mu \rightarrow \nu_\tau$  oscillations in the parameter region indicated by Super-Kamiokande[2]<sup>2</sup> through direct observation (appearance) of  $\nu_\tau$  in an almost pure  $\nu_\mu$  beam (contaminations:  $\sim 2\%$   $\bar{\nu}_\mu$ ,  $\lesssim 1\%$   $\nu_e + \bar{\nu}_e$  and negligible  $\nu_\tau$ ). The CERN Neutrinos to Gran Sasso (CNGS [3]) high energy neutrino beam ( $\langle E_{\nu_\mu} \rangle \simeq 17 \text{ GeV}$ ) has been designed in order to maximize the possible number of  $\nu_\tau$  charged current interactions at destination taking into account the energy dependance of the oscillation probability and the  $\tau$  production cross section.

The OPERA detector is a massive (1.35 kton) and highly modular lead-nuclear emulsion target composed of 154750 units called Emulsion Cloud Chambers (ECCs or “bricks”). Each brick is a 56-layer stack of lead plates interleaved with nuclear emulsions providing the  $\mu\text{m}$  and the mrad level precision tracking needed for detecting the  $\tau$  decay topology.

At CNGS energies the average  $\tau$  decay length is  $\sim 450 \mu\text{m}$ .  $\nu_\tau$  appearance will be identified by the detection of the peculiar  $\tau$  lepton decay topology through its decay modes into electron (17.8%), muon (17.7%), and single (50%) or three charged hadrons (14%). In the case of a decay in the same lead plate of production, the impact parameter of the daughter track with respect to primary vertex can be used while for longer decays in which the  $\tau$  traverses at least one emulsion layer, the kink angle in space between the charged decay daughter and the parent direction will be employed.

---

<sup>1</sup>on behalf of the OPERA Collaboration

<sup>2</sup> and confirmed by K2K and MINOS, not to speak about Kamiokande, SOUDAN-2 and MACRO.

Each one of the two targets is instrumented by 31 planes of electronic detectors (horizontal and vertical arrays of  $2.6 \times 1$  cm thick scintillator strips read by WLS fibres and multi-anode PMT at both ends) that allow the location of the brick in which the interaction occurred and drive the scanning of the emulsions by providing information on the outgoing tracks. The trigger efficiency is as large as 99%.

A magnetic spectrometer follows the instrumented target and measures the charge and momentum of penetrating tracks. Each spectrometer is composed by a bipolar iron magnet ( $\sim 990$  tons,  $B = 1.52$  T) instrumented with 22 RPC planes ( $\sim 70$  m<sup>2</sup> each) which act as inner trackers and six fourfold drift tubes (8 m long) planes which provide high precision tracking with a point resolution better than  $300 \mu\text{m}$ . Precise charge measurement is particularly important for the efficient suppression of the charm background. A resolution  $\Delta p/p < 0.25$  and charge mis-identification of a few ‰ up to  $\sim 25$  GeV can be obtained.

The  $\tau$  search sensitivity calculated for 5 years of data taking with a total number of  $4.5 \cdot 10^{19}$  integrated p.o.t./year (200 days runs) is given in Table 1. The number of signal events essentially scales like  $(\Delta m_{13}^2)^2$ .

The main background sources are given by large angle scattering of muons produced in ordinary charged current interactions, hadronic interactions of daughter particles produced at primary interaction vertex and prompt charmed particles decays associated with inefficiency on the primary muon identification.

Figure 1 shows the probability of discovery at 3 and 4  $\sigma$  significance as a function of  $\Delta m_{13}^2$ .

	Signal $\Delta m_{13}^2 = 2.5 \cdot 10^{-3} eV^2$	Signal $\Delta m_{13}^2 = 3.0 \cdot 10^{-3} eV^2$	Bckg
$\tau \rightarrow \mu$	2.9	4.2	0.17
$\tau \rightarrow e$	3.5	5.0	0.17
$\tau \rightarrow h$	3.1	4.4	0.24
$\tau \rightarrow 3h$	0.9	1.3	0.17
<i>ALL</i>	10.4	15.0	0.76

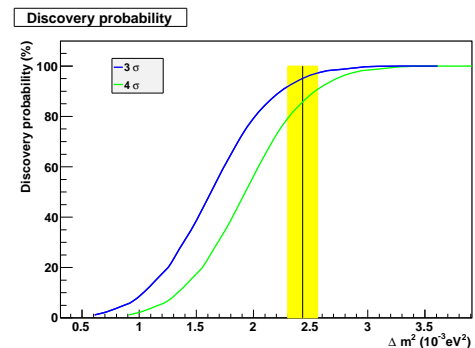


Table 1: See text. The shaded band in the plot marks the region indicated by global analysis after the recent MINOS determination.

The OPERA proposal dates back to 2000, construction started in mid-2003 and the electronics part was completed by the first half of 2007. Detector filling with bricks started in 2007 and was completed by mid-2008.

## 2 Data taking and results

A summary of the first data taking of OPERA is shown in Table 2.

Period	( $10^{18}$ p.o.t.)	Filling	Events (target/external)	Comment
17-30 Aug 2006	0.76	0	0/319	elect. det. commissioning
Oct 2006	0.06	0.1%	0/29	final commissioning
Oct 2007	0.79	40%	38/331	first events in emulsions
Jul-Oct 2008	$\sim 10$	100%	$\sim 1000/3500$	regular running

Table 2: Data taking phases and collected statistics. Full details are given in the text.

The first CNGS technical run started in August 2006. Since brick filling had not started yet, this run was dedicated to the commissioning of the electronic detectors and to alignment and reconstruction algorithms tuning. A sample of 319 neutrino-induced events was collected coming from interactions in the rock surrounding the detector, in the spectrometers and in the target walls. Fine-tuning of the synchronization between CERN and Gran Sasso, performed using GPS clocks, was also possible. The beam spill timing structure composed by two  $10.5 \mu\text{s}$  wide bunches separated by 50 ms could be clearly observed. The zenith-angle distribution of the muon tracks associated to beam  $\nu_\mu$  interactions in the rock was measured to be centered at  $3.4 \pm 0.3(\text{stat.})^\circ$ , in agreement with the value of  $3.3^\circ$  expected from geodesy. Finally, using a Monte Carlo simulation tuned on data from the MACRO experiment, angular shape and absolute normalization of cosmic muons could be reproduced [4].

In October 2006, a new run began but was shortly interrupted ( $0.06 \cdot 10^{18}$  p.o.t.) due to a leak in the closed water cooling system of the reflector in the neutrino beam line.

After repair, a new physics run was possible in October 2007, when OPERA had 40% of the target mass installed (about 550 tons). The beam extraction intensity was limited to 70% of the nominal value due to beam losses which brought severe radiation damage to the CNGS ventilation control electronics. In about 4 days of continuous data taking,  $0.79 \cdot 10^{18}$  p.o.t. were delivered and 38 neutrino interactions in the OPERA target were triggered by the electronic detectors with an expectation of  $31.5 \pm 6$ . Out of these 29 had charged-current and 9 neutral-current topology. Out-of-target interactions amounted to 331 events to be compared with an expectation of 303.

The 2007 run provided the opportunity for the first test on real neutrino interactions for the complex chain of brick location, validation, handling, emulsion gridding, development and finally automatic scanning.

The essential interplay between electronic detectors and emulsions could also be carefully tested profiting of this initial sample. Position of bricks obtained from

extensive alignment measurements and mechanical model of structure deformation allowed an effective brick finding of  $80 \pm 7\%$ . Wall finding efficiency was greater than 95% despite the frequent emission of low momentum back-scattered charged particles.

A key tool for brick finding is the Changeable Sheet doublet (CS)[5], consisting of a pair of emulsion films hosted in a box placed outside the brick which acts as an interface between the brick and the electronic target tracker.

The positive finding of tracks compatible with the electronic detector predictions in the CS doublet validates the brick finding algorithm prediction. Following the need for high purity, before installation the CS emulsions underwent a specific treatment called “refreshing” (a period during which storage in a high humidity and temperature environment is applied which allows to “erase” previously recorded tracks). The CS refreshing and assembling of the doublets was done underground to avoid contamination from cosmic tracks<sup>3</sup>. In case of positive validation by the CS the brick is brought to surface and exposed to cosmic rays<sup>4</sup> before development for plate-to-plate fine alignment. Before detaching the CS from the brick, they are exposed to four thin X-ray beams, in order to define their relative alignment.

Among the 38 bricks, 36 had a good CS tagging. The measured residuals between electronic detectors predictions and CS tracks were found to be of the order of a few cm. CS to brick connection was achieved with  $54 \mu\text{m}$  and 9 mrad position and slope accuracy.

The emulsions of the selected bricks were sent to the various automated scanning microscopes spread throughout Europe and Japan (about 40). All the tracks located in the CS were subsequently followed upstream inside the brick (scan-back) up to a “stopping point”. A general scanning (no angular preselection) was subsequently performed in a volume around the stopping point(s) in order to reconstruct the vertex topology. The mechanical accuracy obtained during the brick piling is in the range of 50-100  $\mu\text{m}$ . The reconstruction of cosmic rays passing through the whole brick allows to improve the definition of a global reference frame, leading the precision to about 1-2  $\mu\text{m}$ . The technique of marking emulsions with thin lateral X beams to get fast alignment pattern to be used in tracks scan-back and CS internal alignment with Compton tracks have been also successfully applied [5].

In Figure 1 the display of two  $\nu_{\mu}^{CC}$  vertices reconstructed in the brick is shown. The first one is an interaction with 6-prongs and an electromagnetic shower pointing to the primary interaction vertex. In the second 4-prong vertex a decay of a  $\pi^0 \rightarrow \gamma(\rightarrow e^+e^-)\gamma(\rightarrow e^+e^-)$  has been fully reconstructed (with a thickness of 7.8 cm a

---

<sup>3</sup>Refreshing was indeed performed for all emulsions underground (Tono mine) in Japan before their shipment to Italy but, in the case of the large sample of brick emulsions, it was not repeated in Gran Sasso. This was a viable strategy thanks to the fact that the presence of tracks recorded during transportation can be easily dealt with in this case.

<sup>4</sup>This is done in a dedicated area with a properly designed shielding which is intended to suppress the low energy component.

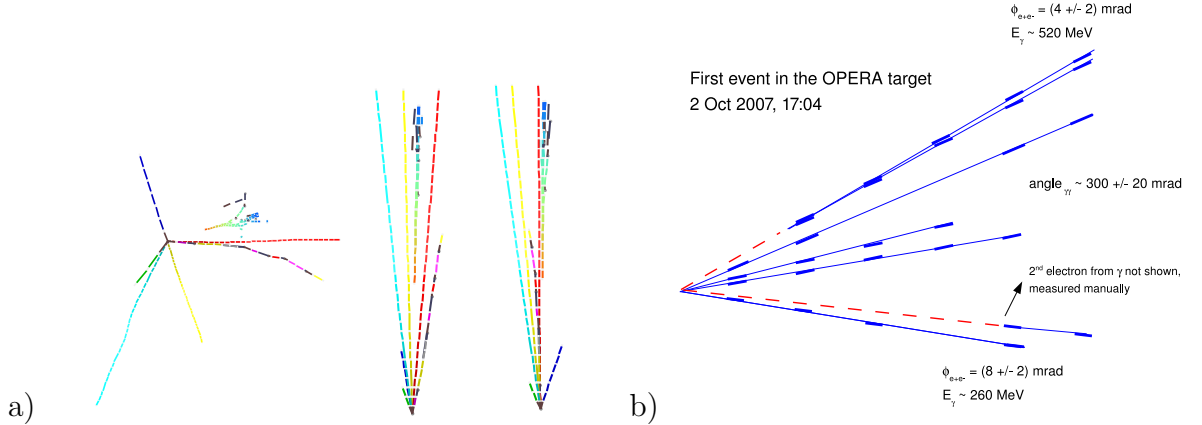


Figure 1: Displays of two  $\nu_\mu^{CC}$  neutrino vertices from the 2007 run reconstructed in the brick. Segments represent emulsion tracks ( $\sim 300 \mu\text{m}$  thick), gaps are due to 1 mm thick lead plates. a) the frontal and two orthogonal lateral views are shown. b) thick dashed lines represent the trajectory of  $\gamma$ s before conversion.

brick amounts to about  $10 X_0$ ). The kinematic analysis leads to an invariant mass measurement  $m_{\gamma\gamma} = (110 \pm 30) \text{ MeV}$ .

Figure 2 shows the first observed charm candidate. A single prong decay topology is visible. The measured kink decay angle is  $0.204 \text{ rad}$  and the decay length is  $3247 \mu\text{m}$ . The estimated momentum of the daughter track is  $3.9_{-0.9}^{+1.7} \text{ GeV}$  ( $p_T = 0.796 \text{ GeV}$ ). The muon measured by electronic detectors is unambiguously matched to the primary vertex and lies in a back-to-back configuration in the transverse plane (not shown) with respect to the charmed hadron candidate and fragmentation tracks as expected. An electromagnetic shower is also visible in the display. The observation of one candidate in the sample is statistically in agreement with expectations.

For some selected events tracks from primary vertices were also measured in the adjacent downstream brick thus validating the connection procedure which is of great importance when a detailed kinematic reconstruction of the event is required (mainly through momentum measurement by multiple Coulomb scattering).

### 3 Conclusion and future perspectives

A major revision of the CNGS project has been taken in the beginning of 2008 in order to improve the radiation shielding of the electronics and reduce the beam losses. Meanwhile the OPERA target has been completed by early July 2008 in correspondence with the start of a new long run of CNGS beam. On 1st of October 2008,  $1.0 \cdot 10^{19}$  p.o.t. have been integrated. Analysis is in progress at the time of

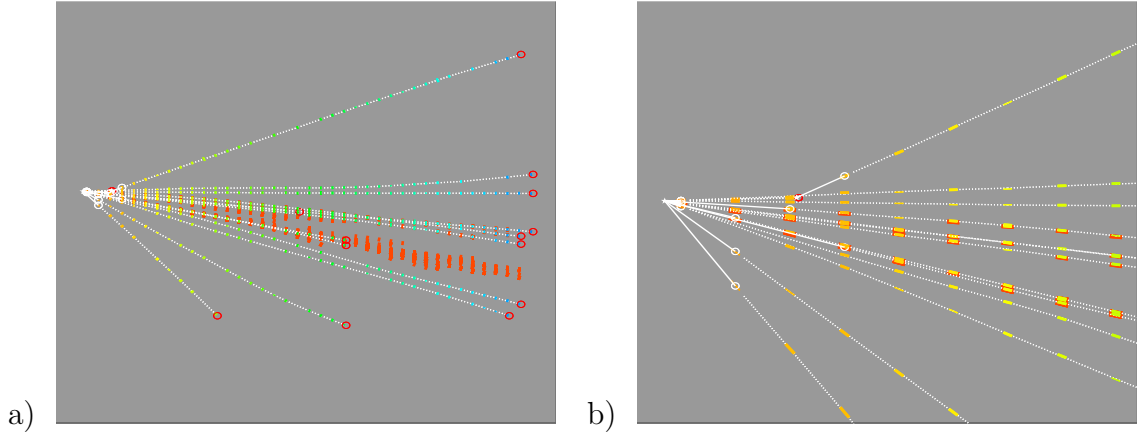


Figure 2: Displays of a charm candidate neutrino vertex in the brick from the 2007 run. Segments represent emulsion tracks ( $\sim 300 \mu\text{m}$  thick), gaps are due to 1 mm thick lead plates. a) the full brick information. b) a zoomed view in the primary vertex region.

writing. The collected sample amounts to about 1000 neutrino interactions of which 750 are expected to be  $\nu_\mu^{CC}$  events, 225  $\nu_\mu^{NC}$  events, 42 charm decays, 6  $\nu_e$  or  $\bar{\nu}_e$  events and 0.5  $\nu_\tau$  events.

The concept of the OPERA experiment has been experimentally validated by measuring neutrino events in the detector. Using the charm sample the capability to efficiently reconstruct  $\tau$  decays will be fully exploited. With some dose of luck the first  $\tau$  candidate event could be observed in the data from the current 2008 run.

## References

- [1] M. Guler et al., CERN/SPSC 2000-028, SPSC/P318, LNGS P25/2000, Jul. 2000 “An appearance experiment to search for oscillations in the CNGS beam”,
- [2] Y. Fukuda et al., Phys. Rev. Lett. 81, 1562 (1998)
- [3] <http://proj-cngs.web.cern.ch/proj-cngs> G. Acquaspace et al., CERN-98-02 (1998) R. Bailey et al., CERN-SL/99-034 (1999) A. E. Ball et al., CERN-SL/Note-2000-063 (2000)
- [4] R. Acquafredda et al., “The OPERA 2006 run”, New J. Phys. **8**, 303 (2006).
- [5] A. Anokhina et al, “Emulsion sheet doublets as interface trackers for the OPERA experiment”. JINST 3:P07005, 2008, arXiv:0804.1985v1.