

Searches at the Tevatron for a Low Mass Standard Model Higgs Boson

B. Stelzer (on behalf of the CDF and D0 Collaborations)

Simon Fraser University, BC, V5A 1S6, Canada

We report on searches for the standard model Higgs boson with the CDF and D0 detectors using up to 2.7 fb^{-1} of $\sqrt{s} = 1.96 \text{ TeV}$ proton anti-proton collisions at Fermilab's Tevatron. We focus on analyses that are sensitive to low mass Higgs production with $m_H < 140 \text{ GeV}/c^2$ favored by precision electroweak constraints. Both CDF and D0 find no evidence for Higgs boson production, and set upper limits on cross section times branching ratio. Several analyses improvements have increased the sensitivity to a Higgs signal faster than what is expected from increasing datasets alone.

1. INTRODUCTION

The standard model of particle physics (SM) incorporates electroweak gauge symmetry breaking via the Higgs mechanism [1]. The resulting Higgs boson of the theory has yet to be observed experimentally. The Higgs mass is not predicted by the theory but can be constrained due to its predicted couplings to other particles. Global fits to precision electroweak data have been updated to incorporate the new world average of the W boson mass, $m_W = 80.398 \pm 0.025 \text{ GeV}/c^2$, and the top quark mass, $m_t = 172.4 \pm 1.2 \text{ GeV}/c^2$ [2]. The fit favors a light Higgs boson with mass $m_H = 84^{+34}_{-26} \text{ GeV}/c^2$, which translates into an upper limit of $154 \text{ GeV}/c^2$ at 95% confidence level (C.L.) [3]. Results from direct searches at the LEP experiments exclude Higgs mass values lower than $114.4 \text{ GeV}/c^2$ [4]. This motivates searches for a Higgs boson just above the limits set by LEP. Both Tevatron experiments, CDF and D0, recognize the search for the SM Higgs boson as one of their highest priorities.

For high Higgs boson masses, with $m_H > 140 \text{ GeV}/c^2$, the decay $H \rightarrow W^+W^-$ dominates. For low Higgs boson masses with $m_H < 140 \text{ GeV}/c^2$, the decay $H \rightarrow b\bar{b}$ dominates, with a branching ratio (BR) of 73 % at $m_H = 115 \text{ GeV}/c^2$ [5]. Even though Higgs production through gluon fusion $gg \rightarrow H \rightarrow b\bar{b}$ has the largest cross section times BR [5], the data sample with bottom quark jets is dominated by non-resonant QCD multi-jet background. As a result, searches for production of a Higgs boson in association with a W or a Z boson yield the most sensitive results because the background rate is reduced by demanding the presence of a reconstructed W or Z boson.

1.1. Bottom Quark Identification

Efficient b quark identification with high purity is a key element when searching for $H \rightarrow b\bar{b}$ signatures. Jets originating from b quarks can be “tagged” by reconstructing the b decay vertex, displaced from the primary interaction vertex due to the relatively long b lifetime. CDF employs secondary vertex and jet lifetime tagging algorithms to select b jets. The purity is improved in a second step using a Neural Network jet-flavor separator. D0 uses a Neural Network b tagging algorithm based on secondary vertex and jet lifetime tagging information to select candidate jets at specific operating points of the Neural Network output. Using this tool, b tagging efficiencies have been improved by 33% while keeping the rate of falsely identified light flavor jets (mistags) low. The efficiencies range between 40-70% for b jets at a low mistag rates between 0.5-3% for light flavor jets.

1.2. Advanced Analysis Techniques

Almost all Higgs searches at the Tevatron employ advanced analysis techniques like artificial Neural Networks (NN), boosted decision trees (BDT) or matrix element techniques (ME) to combine kinematic characteristics of signal and background events into a single discriminant. These techniques improve the separation of signal to background over the invariant Higgs boson mass distribution which is the most important single variable. Careful validation of all input variables is mandatory for robust results.

2. ANALYSES

2.1. Higgs Search in the $W^\pm H \rightarrow \ell^\pm \nu b\bar{b}$ Channel

The experimental signature in this search channel is an energetic lepton (e^\pm, μ^\pm), large missing transverse energy (\cancel{E}_T) from the neutrino and two energetic jets of which one or two are b tagged. The dominant background arise from $W + b\bar{b}$ and top production. Several improvements have advanced the sensitivity in this channel. Increased acceptance is obtained by extending the muon coverage, use of track-only leptons, looser b tagging and jet flavor purification. About 3-4 Higgs candidate events are expected per fb^{-1} for $m_H = 115 \text{ GeV}/c^2$. The sample is split into one and two b tag events to improve sensitivity. Both experiments use a NN discriminant and CDF recently added a combined ME+BDT technique. Figure 1 shows the D0 NN, CDF NN and CDF ME+BDT analysis for two b tag candidate events, respectively. In the absence of a significant signal the following upper limits at 95% C.L. on the WH production cross section times $H \rightarrow b\bar{b}$ BR are observed (expected) for $m_H = 115 \text{ GeV}/c^2$: CDF NN: 5.0 (5.8), CDF ME+BDT: 5.8 (5.6), D0 NN 9.3 (8.5), expressed in multiples of the SM prediction. D0 newly added a dedicated search for $W^\pm H \rightarrow \tau^\pm \nu b\bar{b}$ with hadronic τ decays. Using the di-jet mass distribution to separate signal from background a limit of $35.4 (42.1) \times \text{SM}$ is obtained in that channel.

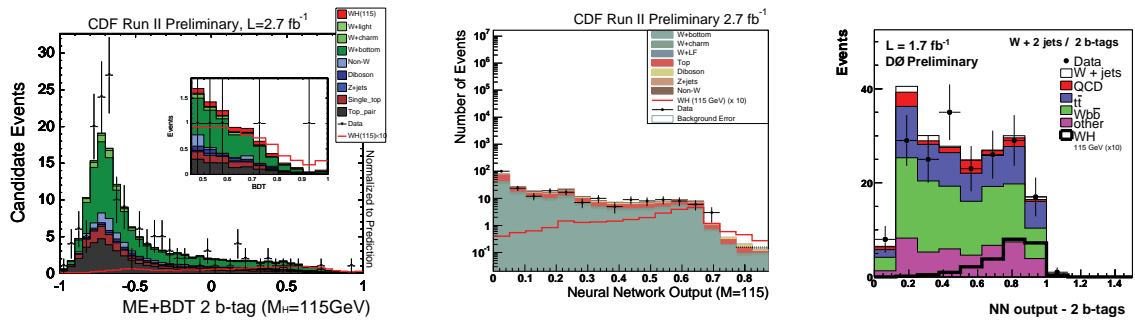


Figure 1: Discriminant distributions used in the $W^\pm H \rightarrow \ell^\pm \nu b\bar{b}$ search showing the two b tag CDF ME+BDT (left), CDF NN (middle) and D0 NN (right) analysis.

2.2. Higgs Search in the $ZH \rightarrow \ell^+ \ell^- b\bar{b}$ Channel

The $ZH \rightarrow \ell^+ \ell^- b\bar{b}$ channel features a pair of energetic leptons and a pair of energetic b jets which allows to select a sample with very little non- Z background. One Higgs event is expected per fb^{-1} for $m_H = 115 \text{ GeV}/c^2$. Highlights in this analysis have been the development of looser lepton identification to increase the acceptance by making use of complementary Z boson triggers. The di-jet system is corrected with a Neural Network which assigns \cancel{E}_T to the jets according to their \cancel{E}_T projections and event topology. The CDF analysis uses a two dimensional Neural Network discriminant based on nine kinematic variables in order to maximize discrimination of the signal from Z +jets and

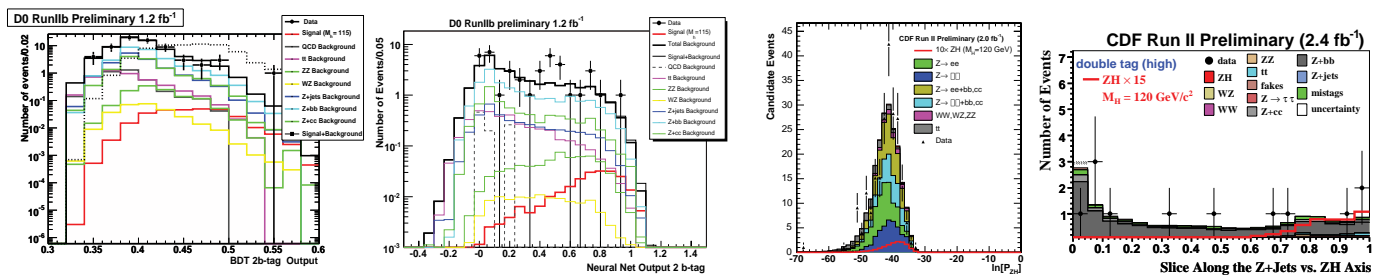


Figure 2: Discriminant distributions used in the $ZH \rightarrow \ell^+ \ell^- b\bar{b}$ search showing the two b tag D0 NN and BDT used in the di-electron and di-muon channel (left), CDF ME (middle) and a slice of the CDF 2D NN analysis (right).

top background. Another CDF analysis uses a matrix element technique to search for a ZH signal. The D0 analysis uses ten kinematic variables combined into a NN to separate signal from background in the di-electron channel and a BDT technique in the di-muon channel. Figure 2 shows discriminant distributions from CDF and D0. The observed (expected) limits are: CDF 2D NN: 11.6 (11.8) \times SM, D0 NN/BDT: 11.0 (12.3) \times SM for $m_H = 115$ GeV/ c^2 and CDF ME: 14.2 (15.0) \times SM at $m_H = 120$ GeV/ c^2 .

2.3. Higgs Search in the $ZH \rightarrow \nu\bar{\nu}b\bar{b} / W^\pm H \rightarrow (\ell^\pm)\nu b\bar{b}$ Channel

The $ZH \rightarrow \nu\bar{\nu}b\bar{b}$ signature features two energetic jets, with one or two b tags, recoiling against a Z boson which decays invisibly into a pair of neutrino, producing large \cancel{E}_T . Events from $W^\pm H \rightarrow \ell^\pm\nu b\bar{b}$ are also accepted when

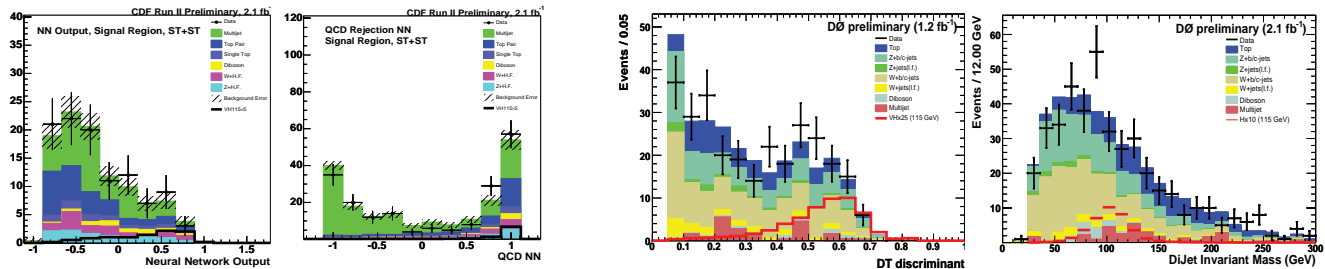


Figure 3: Discriminant distributions used in the $ZH \rightarrow \nu\bar{\nu}b\bar{b} / W^\pm H \rightarrow (\ell^\pm)\nu b\bar{b}$ search showing the two b tag CDF NN and the QCD rejection NN (left) and the D0 BDT and di-jet mass distribution (right).

the electron or muon escapes detection. Next to two jet events, also three jet events are accepted and capture cases where a tau or a hard gluon radiation is reconstructed as an additional jet. Highlights in this analysis have been the implementation of looser jet selection, extended b tagging and improved di-jet mass resolution due to track-based jet energy corrections. About 3-4 Higgs candidate events are expected per fb^{-1} for $m_H = 115$ GeV/ c^2 . Both, CDF and D0 employ a $\cancel{E}_T + 2$ Jets trigger to select candidate events. The dominant background arises from QCD multi-jet production where mismeasured jets lead to fake \cancel{E}_T . Both experiments reduce this background by imposing clever reconstruction requirements like the alignment of calorimeter based \cancel{E}_T and tracking based p_T . CDF developed a dedicated NN to reject QCD. Both experiments model the residual background from data. The CDF limit for $m_H = 115$ GeV/ c^2 is 7.9 (6.3) \times SM based on a NN and the D0 limit is: 7.5 (8.4) \times SM by means of a BDT analysis.

2.4. Higgs Search in Complementary Channels

Both experiments have made progress in exploring the prospects of Higgs search channels which, by themselves, are not discovery channels but add sensitivity in combination. In the SM, the $H \rightarrow \gamma\gamma$ BR is only 0.22% for a Higgs boson mass of 130 GeV/ c^2 . However, in some fermiophobic models beyond the SM this BR can be significantly

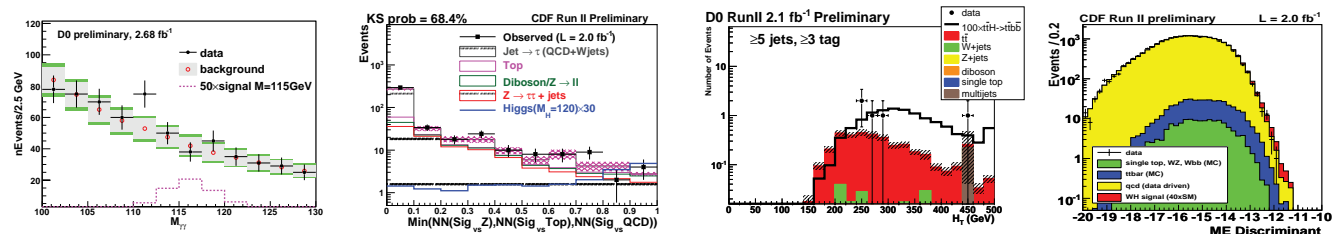


Figure 4: From left to right: data and Monte Carlo prediction for the $H \rightarrow \gamma\gamma$ analysis, the CDF $H \rightarrow \tau\tau$ NN analysis the D0 $t\bar{t}H$ analysis and the CDF $WH \rightarrow q\bar{q}b\bar{b}$ ME analysis.

enhanced. D0 searches for an excess in the di-photon τ mass spectrum and sets an upper limit of $30.8 (23.2) \times \text{SM}$ for $m_H = 115 \text{ GeV}/c^2$. Similarly, the BR of $H \rightarrow \tau\tau$ is only about 10% that of $H \rightarrow b\bar{b}$. CDF performs a search in $\tau^+\tau^- + 2$ jets events implemented as a simultaneous search for WH , ZH , vector boson fusion and gluon fusion Higgs production. The limits obtained are $30.5 (24.8) \times \text{SM}$ for $m_H = 115 \text{ GeV}/c^2$ using a NN technique. Higgs production in association with top pairs, $t\bar{t}H$ is interesting, because it tests the top Yukawa. The cross section at the Tevatron is tiny. D0 searches in lepton+jets events with 4 and 5 or more jets and 2 or 3 b tags for deviations in the distribution of the total transverse energy in the event. The limit obtained is $63.9 (45.3) \times \text{SM}$ for $m_H = 115 \text{ GeV}/c^2$. CDF has also performed a search in the all hadronic decay channel of associated WH and ZH production. The analysis requires four energetic jets with at least two b tags. A data driven background modeling has been developed to describe the overwhelming background from QCD multi-jets. CDF sets upper limit of $37.0 (36.6) \times \text{SM}$ for $m_H = 115 \text{ GeV}/c^2$ based on a ME discriminant technique.

Table I: Summary of all results for $m_H = 115 \text{ GeV}/c^2$.

Channel	CDF 95% C.L. limits	D0 95% C.L. limits
$WH \rightarrow \ell\nu b\bar{b}$ (ME+BDT)	5.8 (5.6) $\mathcal{L} = 2.7 \text{ fb}^{-1}$	
$WH \rightarrow \ell\nu b\bar{b}$ (NN)	5.0 (5.8) $\mathcal{L} = 2.7 \text{ fb}^{-1}$	9.3 (8.5) $\mathcal{L} = 1.7 \text{ fb}^{-1}$
$WH \rightarrow \tau\nu b\bar{b}$ (NN) (m_{jj})		35.4 (42.1) $\mathcal{L} = 0.9 \text{ fb}^{-1}$
$ZH \rightarrow \nu\bar{\nu} b\bar{b} / WH \rightarrow (\ell)\nu b\bar{b}$ (NN, BDT)	7.9 (6.3) $\mathcal{L} = 2.1 \text{ fb}^{-1}$	7.5 (8.4) $\mathcal{L} = 2.1 \text{ fb}^{-1}$
$WH, ZH \rightarrow q\bar{q} b\bar{b}$ (ME)	37.0 (36.6) $\mathcal{L} = 2.0 \text{ fb}^{-1}$	
$ZH \rightarrow \ell\ell b\bar{b}$ (NN, BDT)	11.6 (11.8) $\mathcal{L} = 2.4 \text{ fb}^{-1}$	11.0 (12.3) $\mathcal{L} = 2.3 \text{ fb}^{-1}$
$ZH \rightarrow \ell\ell b\bar{b}$ (ME)	14.2 (15.0) $\mathcal{L} = 2.0 \text{ fb}^{-1}$	
$t\bar{t}H \rightarrow \ell\nu b\bar{b} b\bar{b} q\bar{q}$ (H_T)		63.9 (45.3) $\mathcal{L} = 2.1 \text{ fb}^{-1}$
$H \rightarrow \gamma\gamma$ ($m_{\gamma\gamma}$)		30.8 (23.2) $\mathcal{L} = 2.7 \text{ fb}^{-1}$
$H \rightarrow \tau\tau$ ($m_{\tau\tau}$)	30.5 (24.8) $\mathcal{L} = 2.2 \text{ fb}^{-1}$	

3. CONCLUSIONS

Higgs physics at the Tevatron is entering an exciting phase. The prospects for evidence or exclusion at the Tevatron depend on large integrated luminosity, improved acceptance and advanced analysis techniques to extract the small Higgs signal from a large amount of background. The combination of Tevatron results is currently in progress. The combined expected cross section limit for a Higgs mass of $115 \text{ GeV}/c^2$ should fall below three times the SM prediction. Over the last year, creative analyses improvements have led to an increased sensitivity to a Higgs signal faster than what is expected from the larger datasets alone [6, 7].

Acknowledgments

I would like to thank my colleagues from the CDF and D0 collaborations for their dedicated work in producing first class results. Compliments to the conference organizers for a terrific event. I would like to acknowledge the A. v. Humboldt Foundation for supporting this research.

References

- [1] P. W. Higgs, Phys. Rev. Lett. **13**, 508 (1964).
- [2] [CDF collaboration] Phys. Rev. Lett. **99**, 151801 (2007); TEVEWWG, arXiv:0808.1089v1 [hep-ex] (2008).
- [3] P. Renton, this conference.
- [4] [ALEPH, DELPHI, L3, and OPAL collaborations] Phys. Lett. **B565**, 61 (2003).
- [5] T. Han, S. Willenbrock, Phys. Lett. **B273**, 167 (1991); A.Djouadi, *et. al*, Comp. Phys. Commun. 108 C 56 (1998).
- [6] CDF Public Results, <http://www-cdf.fnal.gov/physics/new/hdg/hdg.html>
- [7] D0 Public Results, <http://www-d0.fnal.gov/Run2Physics/WWW/results/higgs.htm>