

Optical pulse propagation in a switched-on photonic lattice: Rabi effect with the rôles of light and matter interchanged

V. S. Shchesnovich
Universidade Federal do ABC,
Centro de Ciências Naturais e Humanas,
Rua Santa Adélia, 166, 09210-170,
Santo André, Brazil

A light pulse propagating in a suddenly switched on photonic lattice when the central frequency is in the photonic band gap is an analog of the Rabi model, where the two-level system is the two resonant (i.e. Bragg-coupled) Fourier modes of the pulse, while the photonic lattice serves as a monochromatic external field. We give a simple theory of this Rabi oscillations and confirm the results by numerical solution of the corresponding Maxwell equations. This is a direct, i.e. temporal, analog of the Rabi effect, additionally to the spatial analog in optical beam propagation described in *Opt. Lett.* **32**, 1920 (2007). An additional high-frequency modulation of the Rabi oscillations reflects the lattice-induced energy transfer between the electric and magnetic fields of the pulse.

The propagation of classical waves in periodic structures has been known for a long time to exhibit intriguing analogies to quantum phenomena, such as Bloch oscillations [1] and Zener tunneling [2]. Optical demonstration of these two effects have been performed in the one-dimensional periodic structures based on waveguide arrays and superlattices [4, 5, 6, 7, 8, 9, 10], and recently in the two-dimensional case [11].

In this letter we show that there is yet another type of analogy in propagation of optical pulses in periodic photonic lattices, where the rôles played by the photons and matter are interchanged.

An optical pulse with the central frequency lying inside the photonic band gap is Bragg reflected by the lattice, which changes its spatial Fourier index by the reciprocal lattice vector. Applying the same argument to the reflected pulse, we see that there is a resonant coupling between the two optical modes with the spatial Fourier indices lying on the opposite sides of the Brillouin zone. The amplitudes of the resonant Fourier modes are subject to oscillations induced by the periodic lattice, which can be called Rabi oscillations where the optical pulse (its two resonant modes) plays the rôle of a two-level system and the photonic lattice takes the place of an external monochromatic field. Below we provide a simple theory of this effect and confirm the predictions by direct numerical simulations.

A spatial analog of Rabi oscillations in an optical beam propagating in photonic crystal have been previously studied [13] (see also Ref. [14]) within the paraxial approximation. The temporal oscillations (studied here) is a direct analog of Rabi effect.

The optical pulse propagation (oblique, in general, see Fig. 1) is described by the following equations for the TE-like and TH-like pulses [12]:

$$\frac{1}{\varepsilon(x)} \nabla^2 E = \frac{1}{c^2} \partial_t^2 E, \quad \nabla \frac{1}{\varepsilon(x)} \nabla H = \frac{1}{c^2} \partial_t^2 H, \quad (1)$$

where $E = \mathbf{e}_z \mathbf{E}^{(TE)}$ and $H = \mathbf{e}_z \mathbf{H}^{(TM)}$, and $\nabla = \mathbf{e}_x \partial_x +$

$\mathbf{e}_y \partial_y$. Below we will concentrate on the TE-like pulses, the TM-like case can be treated similarly.

The refraction index $\varepsilon(x)$ consists of the uniform component ε_0 and a periodic modulation (a weak photonic lattice), i.e.

$$\frac{1}{\varepsilon(x)} = \frac{1}{\varepsilon_0} \left(1 + \sum_{n=-\infty}^{\infty} \hat{v}_n e^{2in k_B x} \right), \quad (2)$$

where $k_B = \pi/d$ with d being the lattice period and the Fourier amplitudes of the lattice satisfy $\hat{v}_{-n} = \hat{v}_n^*$ (the uniform refraction index ε_0 is accounted for below by introducing the modified light speed $c_0 = c/\sqrt{\varepsilon_0}$).

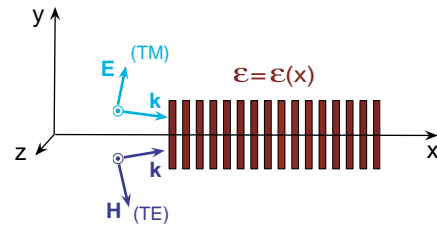


FIG. 1: (Color online) Schematic setup. The electric and magnetic fields for the TE-like and TM-like pulse propagation are shown by the arrows, the photonic lattice refraction index is represented by the bars.

Equation (1) for the TE-like pulses can be considered in Fourier space by setting $E(x, y, t) = \Psi(x, t) e^{i\kappa y}$ and using the Fourier transform $\Psi = \frac{1}{2\pi} \int dk C(k, t) e^{ikx}$. We get

$$-\frac{1}{c_0^2} \partial_t^2 C(k, t) = [k^2 + \kappa^2] C(k, t) + \sum_{\substack{n=-\infty \\ n \neq 0}}^{\infty} \hat{v}_n [(k - 2nk_B)^2 + \kappa^2] C(k - 2nk_B, t). \quad (3)$$

Considering the weak lattice limit, $|\hat{v}_1| \ll 1$, the Bragg resonance condition for $n = 1$ is satisfied for the spatial

Fourier modes with peaks centered at k_B and $-k_B$. Assuming the resonant initial pulse $\Psi(x, 0)$ with the Fourier indices $k \in [k_B - \Delta k/2, k_B + \Delta k/2]$ we get

$$-\frac{d^2 C_1}{dt^2} = \omega_1^2 [C_1 + \hat{v}_1 C_2], \quad -\frac{d^2 C_2}{dt^2} = \omega_2^2 [C_2 + \hat{v}_1^* C_1], \quad (4)$$

where $C_1 = C(k_B + \delta k, t)$ and $C_2 = C(-k_B + \delta k, t)$ are the resonant Fourier modes, $\omega_{1,2} = c_0[(k_B \pm \delta k)^2 + \kappa^2]^{\frac{1}{2}}$ are the corresponding frequencies, and $\delta k \in [-\Delta k/2, \Delta k/2]$, see Fig. 2. On the other hand, since Eq. (4) is the second-order system, launching a pulse with the frequencies lying in the forbidden gap is possible only by suddenly switching on the lattice. The experimental feasibility of such a setup is open question, but possible in principle: the switch-on time is compared to the Rabi period $T_R \equiv 2\pi/\Omega_0$ with $\Omega_0 = \omega_0|\hat{v}_1|$ (see Eq. (6) below) which is much larger than the light period.

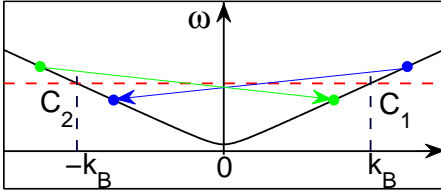


FIG. 2: (Color online) Bragg resonant coupling of Fourier modes (shown by dots). The schematic dispersion relation $\omega(k) = c_0\sqrt{k^2 + \kappa^2}$ is given (with $c_0 = 0.9$ and $\kappa = 0.1$ in dimensionless units).

Consider first the simplest case with no detuning, which couples the modes with the indices k_B and $-k_B$. We have $\omega(k_B) = \omega(-k_B) = \omega_0$ and the system (4) supplemented with the initial conditions

$$C_1(0) = 1, \quad \frac{dC_1}{dt}(0) = -i\omega_0, \quad C_2(0) = 0, \quad \frac{dC_2}{dt}(0) = 0, \quad (5)$$

corresponding to the initially propagating pulse in a homogeneous medium with $\varepsilon = \varepsilon_0$ can be easily solved:

$$C_1 = \cos\left(\frac{\Omega_0 t}{2}\right) e^{-i\omega_0 t} + \frac{i|\hat{v}_1|}{4} \sin\left(\frac{\Omega_0 t}{2}\right) e^{i\omega_0 t}, \\ C_2 = e^{i\chi} \left[\sin\left(\frac{\Omega_0 t}{2}\right) e^{-i\omega_0 t} + \frac{i|\hat{v}_1|}{4} \cos\left(\frac{\Omega_0 t}{2}\right) e^{i\omega_0 t} \right], \quad (6)$$

where $\chi = \arg(\hat{v}_1) - \pi/2$ and the terms of order $O(|\hat{v}_1|^2)$ are omitted. The Fourier powers of the two peaks (defined here as $|C_{1,2}|^2$) oscillate with the Rabi frequency Ω_0 . The oscillations are modulated with the frequency $2\omega_0$ and amplitude $|\hat{v}_1|/4$.

The predictions are checked by numerical simulations of Eq. (1) with the truncated expression $\varepsilon_{\text{num}}(x) = \varepsilon_0 [1 - \hat{v}_1 \cos(2\pi x/d)]$ (i.e. only the resonant terms). The Gaussian pulse $\Psi(x, 0) = \exp\{ik_B x - (x - \langle x \rangle)^2/\sigma^2\}$ was used as the initial condition. Fig. 3 shows a good

comparison with the theoretical solution (6) for a pulse with frequency interval $\Delta\omega \approx 0.07\omega_0 = 0.65\Omega_0$.

The sum of Fourier powers $|C_1|^2 + |C_2|^2 = 1 - \frac{|\hat{v}_1|}{2} \sin(\Omega_0 t) \sin(2\omega_0 t)$ is not conserved since the system (4) with $\delta k = 0$ has the energy

$$\mathcal{E} = \frac{1}{\omega_0^2} \left[\left| \frac{dC_1}{dt} \right|^2 + \left| \frac{dC_2}{dt} \right|^2 \right] + |C_1|^2 + |C_2|^2 + 2\text{Re}(\hat{v}_1 C_1 C_2^*). \quad (7)$$

For the solution (6) one can neglect the term $\text{Re}(\hat{v}_1 C_1 C_2^*) = O(|\hat{v}_1|^2)$, hence there are oscillations between the sum $|C_1|^2 + |C_2|^2$ and the analogous sum of the time derivatives of $C_{1,2}$, what means oscillations of the electromagnetic energy between the electric and magnetic fields, with the frequencies $\omega_0 \pm \Omega_0/2$ corresponding to the lower and upper band-gap ends and with the amplitude $|\hat{v}_1|/4$. The Rabi oscillations can be traced also in the real space, where they appear in the form of pulse average position oscillations, see Fig 4(a). The pulse is also spreading (Fig. 4(b)) and propagating with a small group velocity.

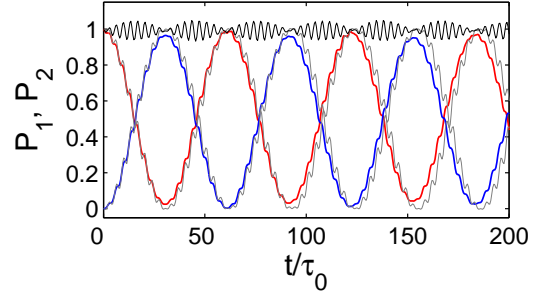


FIG. 3: (Color online) The average Fourier powers $P_{1,2}$ (see Eq. (10) below) of the numerical solution of Eq. (1), thick lines, vs theoretical solution (6) with no detuning, thin lines. The upper line gives the sum of powers $P_1 + P_2$. Here $\tau_0 = (ck_B)^{-1}$, $\varepsilon_0 = 1.3$, $\hat{v}_1 = 0.12$, and $\kappa = 0.05k_B$. We use the Gaussian initial pulse with the width $\sigma = 34d$, hence $\Delta k = 0.04k_B$, i.e. $\Delta\omega = 0.65\Omega_0$.

As one would expect, for shorter pulses than that of Fig. 3 Rabi oscillations show such features as dephasing and amplitude damping, since there is frequency detuning between the resonant Fourier modes k and $k - 2k_B$ ($k \neq k_B$), see Fig. 2. In the general case, the two resonant modes in Eq. (4), i.e. $C_1(t) = C(k_B + \delta k, t)$ and $C_2(t) = C(-k_B + \delta k, t)$, have the following form (up to the $O(|\hat{v}_1|)$ -terms)

$$C_1 = e^{-i\bar{\omega}t} \left[\cos\left(\frac{\Omega t}{2}\right) - i \frac{\gamma}{\sqrt{1+\gamma^2}} \sin\left(\frac{\Omega t}{2}\right) \right], \\ C_2 = e^{i\chi - i\bar{\omega}t} \frac{1}{\sqrt{1+\gamma^2}} \sin\left(\frac{\Omega t}{2}\right), \quad (8)$$

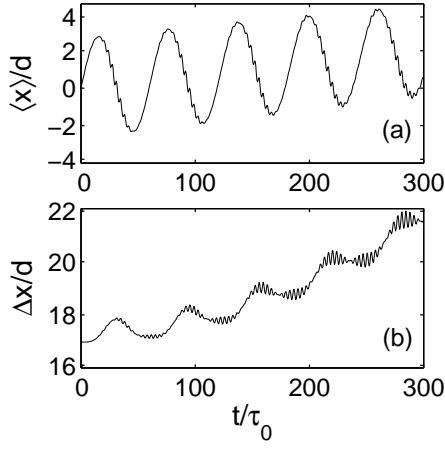


FIG. 4: The pulse average position, defined as $\langle x \rangle = \int dx x |E|^2 / \int dx |E|^2$ panel (a), and its half-width, $(\Delta x)^2 = \int dx (x - \langle x \rangle)^2 |E|^2 / \int dx |E|^2$, panel (b), corresponding to Fig. 3.

where

$$\bar{\omega} = \sqrt{\frac{\omega_1^2 + \omega_2^2}{2}}, \quad \Omega = \bar{\omega} |\hat{v}_1| \sqrt{1 + \gamma^2}, \quad \gamma = \frac{\omega_1^2 - \omega_2^2}{\omega_1^2 + \omega_2^2} \frac{1}{|\hat{v}_1|}. \quad (9)$$

Since we have neglected the small $O(|\hat{v}_1|)$ -terms, the total power is conserved in Eq. (8) $|C_1|^2 + |C_2|^2 = 1$. We see that both the amplitude of the oscillations between the Fourier modes with indices $\pm k_B + \delta k$ and their frequency are defined by the ratio $\gamma \approx \frac{\delta \omega}{\bar{\omega} |\hat{v}_1|} \approx \frac{\delta \omega}{\Omega_0}$ of the frequency detuning to the band-gap width. Averaging over the interval of the size Δk and evaluating the integral by the stationary phase method, one obtains for $t \gg 1$:

$$P_{1,2} \equiv \frac{1}{\Delta k} \int_{\pm k_B - \Delta k/2}^{\pm k_B + \Delta k/2} d\lambda |C(\lambda, t)|^2 = \frac{1}{2} \left\{ 1 \pm \frac{\Omega_0}{\Delta \omega} \sqrt{\frac{\pi}{\Omega_0 t}} \cos(\Omega_0 t + \pi/4) \right\}, \quad (10)$$

where $\Delta \omega = \omega(k_B + \Delta k/2) - \omega(-k_B + \Delta k/2)$. We get the result $P_{1,2} \rightarrow 1/2$ as $t \rightarrow \infty$. An example of Rabi oscillation with large detuning (i.e. for a short pulse) is given in Fig. 5. In this case, the average position of the pulse and pulse width show nearly linear dependence on time, i.e. the pulse significantly spreads and propagates in the lattice.

In conclusion, an electromagnetic pulse propagation in a switched-on photonic lattice with the central frequency lying in the forbidden gap is an analog of the Rabi model, where the two-level media is the pulse, i.e. its two resonant Fourier modes, while the photonic lattice serves as a classical monochromatic field. The Rabi frequency is given by the band-gap width and the oscillations have all the characteristic features as in the original Rabi case,

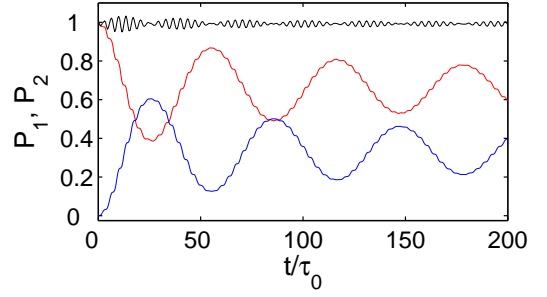


FIG. 5: (Color online) The average Fourier powers $P_{1,2}$ of the numerical solution of Eq. (1) and their sum. The difference from Fig. 3 is in the pulse width $\sigma = 6d$ which gives $\Delta k = 0.11k_B$, i.e. $\Delta \omega = 0.22\omega_0 = 1.9\Omega_0$.

such as the amplitude damping due to dephasing. Additional feature is the high-frequency modulation of the oscillations due to the energy transfer between the electric and magnetic fields of the pulse. The effect could be used as an all-optical trap for light pulses.

This work has been supported by the CAPES and FAPESP of Brasil. The author acknowledges the hospitality of Gleb Wataghin Institute of Physics at UNICAMP where he has benefitted from illuminating discussions with L. E. Oliveira and S. B. Cavalcanti.

-
- [1] F. Bloch, "Über die Quantenmechanik der Elektronen in Kristallgittern," Z. Phys. A: Hadrons Nucl. **52**, 555-600 (1928) (in German).
 - [2] C. Zener, "A theory of the electrical breakdown of solid dielectrics," Proc. R. Soc. London, Ser. A, **145**, 523-529 (1934).
 - [3] G. H. Wannier, "Dynamics of Band Electrons in Electric and Magnetic Fields," Rev. Mod. Phys. **34**, 645-655 (1962).
 - [4] T. Pertsch, P. Dannberg, W. Elflein, and A. Bräuer, and F. Lederer, "Optical Bloch oscillations in temperature tuned waveguide arrays," Phys. Rev. Lett. **83**, 4752-4755 (1999).
 - [5] R. Morandotti, U. Peschel, J. S. Aitchison, H. S. Eisenberg and Y. Silberberg, "Experimental Observation of Linear and Nonlinear Optical Bloch Oscillations," Phys. Rev. Lett. **83**, 4756-4759 (1999).
 - [6] R. Sapienza, P. Costantino, D. Wiersma, M. Ghulinyan, C. J. Oton, and L. Pavesi, "Optical Analogue of Electronic Bloch Oscillations," Phys. Rev. Lett. **91**, 263902 (2003).
 - [7] V. Agarwal, J. A. del Río, G. Malpuech, M. Zamfirescu, A. Kavokin, D. Coquillat, D. Scalbert, M. Vladimirova, and B. Gil, "Photon Bloch Oscillations in Porous Silicon Optical Superlattices," Phys. Rev. Lett. **92**, 097401 (2004).
 - [8] B. A. Usievich, V. A. Sychugov, J. Kh. Nirligareev, and K. M. Golant, "A Circular System of Coupled Waveguides and an Optical Analogue of Bloch Oscillation," Opt. Spectrosc. **97**, 790-795 (2004) (in Russian).

- [9] H. Trompeter, Th. Pertsch, F. Lederer, D. Michaelis, U. Streppel, A. Bräuer, and U. Peschel, “Visual Observation of Zener Tunneling,” *Phys. Rev. Lett.* **96**, 023901 (2006).
- [10] M. Ghulinyan, C. J. Oton, Z. Gaburro, L. Pavesi, C. Toninelli, and D. S. Wiersma, “Zener Tunneling of Light Waves in an Optical Superlattice,” *Phys. Rev. Lett.* **94**, 127401 (2005).
- [11] H. Trompeter, W. Krolikowski, D. N. Neshev, A. S. Desyatnikov, A. A. Sukhorukov, Yu. S. Kivshar, Th. Pertsch, U. Peschel, and F. Lederer, “Bloch Oscillations and Zener Tunneling in Two-Dimensional Photonic Lattices,” *Phys. Rev. Lett.* **96**, 053903 (2006).
- [12] L. D. Landau and E. M. Lifshitz, *Electrodynamics of Continuous Media*, (Pergamon Press, 1960).
- [13] V. S. Shchesnovich and S. Chàvez-Cerda, “Bragg-resonance-induced Rabi oscillations in photonic lattices,” *Opt. Lett.* **32**, 1920-1922 (2007).
- [14] A. S. Mellish, G. Duffy, C. McKenzie, R. Geursen, and A. C. Wilson, “Nonadiabatic loading of a Bose-Einstein condensate into the ground state of an optical lattice,” *Phys. Rev. A* **68**, 051601(R) (2003)