

High-statistics measurement of neutral-pion pair production in two-photon collisions

S. Uehara¹ and Y. Watanabe² (for the Belle Collaboration)

¹ KEK, High Energy Accelerator Research Organization, Tsukuba, Japan.

² Faculty of Engineering, Kanagawa University, Yokohama, Japan.

We have measured the cross section for $\pi^0\pi^0$ production in two-photon collisions using a data sample with an integrated luminosity of 95 fb^{-1} collected with the Belle detector. We find at least four resonant structures including a peak from $f_0(980)$, and a fitting of the result to partial-wave amplitudes assuming some resonances are applied. We also make a discussion on the higher-energy region data based on the preliminary results from an increased sample corresponding to the integrated luminosity of 223 fb^{-1} .

1. Introduction

Measurements of exclusive hadronic final states in two-photon collisions provide valuable information about the physics of light and heavy-quark resonance production, perturbative and non-perturbative QCD and hadron-production mechanism. For the low energy region (the two-photon center-of-mass energy range, $W < 0.8 \text{ GeV}$), it is expected that different electric charges of the mesons play an essential role in the difference of the cross sections between the $\pi^+\pi^-$ and $\pi^0\pi^0$ processes. Predictions are not straightforward because of non-perturbative effects. For the intermediate energy region, formation of meson resonances decaying to $\pi\pi$ is the dominant contribution. We can restrict $I^G J^{PC}$ of the $q\bar{q}$ mesons produced in the processes to be $0^+(\text{even})^{++}$, that is, $f_{J=\text{even}}$. For higher energies, we invoke a quark model. In the leading order calculations [1, 2], the $\pi^0\pi^0$ cross section is predicted to be much smaller: around $0.03\text{-}0.06$ of $\pi^+\pi^-$. However, higher-order or non-perturbative QCD effects can modify the ratio [3]. Analyses of energy and angular distributions of the cross sections are also essential to test the validity of QCD models. Also the χ_{cJ} charmonia are expected to contribute to this process.

We previously presented the differential cross section, $d\sigma/d|\cos\theta^*|$, for $\gamma\gamma \rightarrow \pi^+\pi^-$ in the low and high energy regions [4, 5], and here we report the results for $\gamma\gamma \rightarrow \pi^0\pi^0$ for a wide two-photon center-of-mass (c.m.) energy range from 0.6 to 4.0 GeV , and a c.m. angular range, $|\cos\theta^*| < 0.8$ based on the data from Belle with integrated luminosity of 95 fb^{-1} [6, 7]. We also make a preliminary discussion in the higher energy region based on the results from the integrated luminosity of 223 fb^{-1} [8], which is three orders of magnitude more of previous measurements.

2. Measurement of $\gamma\gamma \rightarrow \pi^0\pi^0$ [6]

We use data collected with the Belle detector [9] at the KEKB asymmetric-energy e^+e^- collider [10]. The energy of the accelerator was set at or near 10.58 GeV . The analysis is made in the “zero-tag” mode, where neither the recoil electron nor positron is detected. We restrict the virtuality of the incident photons to be small by imposing a requirement of a strict transverse-momentum balance along the beam axis of the final-state hadronic system.

We collect events with multiple photons without any reconstructed tracks triggered by activity in the electromagnetic calorimeter, where the total energy exceeding 1.15 GeV or four or more energy clusters with a threshold around 110 MeV are required. Just two reconstructed neutral pions are required. We apply a transverse-momentum (p_t) balance cut for the two-pion system in the e^+e^- c.m. frame, $|\sum \mathbf{p}_t^*| < 0.05 \text{ GeV}/c$.

After the event selection, we find about 1.26×10^6 candidates for $\gamma\gamma \rightarrow \pi^0\pi^0$ from the 95 fb^{-1} data. We can separate background events using transverse-momentum distributions of the candidate events with fitting them to the signal and background components. The invariant-mass resolution is estimated using signal Monte Carlo events and the experimental p_t -balance distributions. By modeling this smearing effect of the resolution, we apply an

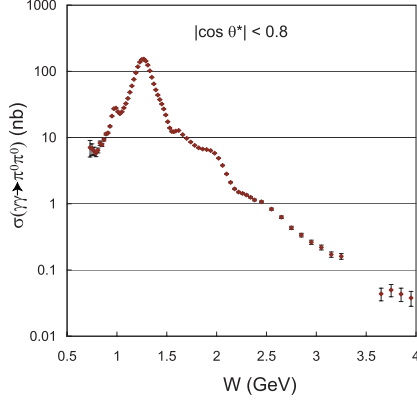


Figure 1: The energy dependence of the cross section for $\gamma\gamma \rightarrow \pi^0\pi^0$ integrated over the angular range in $|\cos\theta^*| < 0.8$.

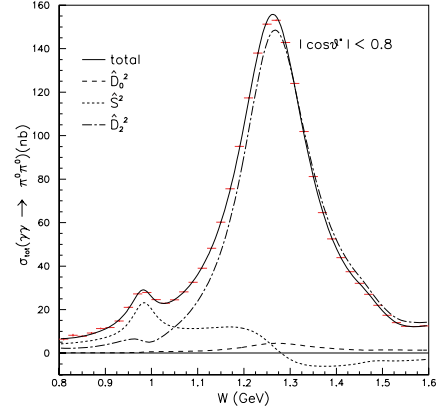


Figure 2: Total cross section ($|\cos\theta^*| < 0.8$) and results of parametrization. The contributions of partial components are described in Ref. [6].

unfolding procedure to obtain the corrected invariant-mass distribution between 0.9 and 2.4 GeV for each angular bin.

We derive $d\sigma/d|\cos\theta^*|$ in 16 angular bins in $|\cos\theta^*| < 0.8$. The result after integration over the angle is shown in Fig. 1. Data points in the energy region where the contribution from χ_{cJ} charmonia is dominant are removed, because we cannot separate the components from χ_{c0} , χ_{c2} and the continuum in a model-independent way, due to the finite mass resolution and insufficient statistics (they are discussed in detail in the next section).

We estimate the systematic errors for the integrated cross sections, considering various sources including trigger efficiency, background subtraction, π^0 reconstruction efficiency etc. The typical error size in the intermediate and high energy regions are 10 - 11%. The results in the energy region below 1.0 GeV have larger errors.

We find prominent resonant structures near 0.98 GeV, 1.27 GeV, 1.65 GeV and 1.95 GeV. The first two are from $f_0(980)$ and $f_2(1270)$, respectively, which are also observed in the $\gamma\gamma \rightarrow \pi^+\pi^-$ process [4]. The latter two cannot readily be assigned to any well-known states. A general behavior of amplitudes is studied by fitting the differential cross sections in a simple model, which includes the S, D_0 and D_2 waves that are parametrized as smooth background and resonances (Fig. 2). We obtain a reasonable fit with the $f_2(1270)$ and $f_0(980)$ consistent with previous measurements. The S wave prefers to have another resonance-like contribution in the mass region, 1.2-1.4 GeV/ c^2 .

3. Preliminary Analyses of the higher energy region and summary

We show the results from preliminary analyses based on the higher statistical data sample corresponding to the integrated luminosity of 223 fb^{-1} [8]. We find a signature of resonance-like structure near the χ_{cJ} charmonium region, 3.3-3.6 GeV. We fit the distribution of the yield for the range $2.8 \text{ GeV} < W < 4.0 \text{ GeV}$ and $|\cos\theta^*| < 0.4$ with a function including the contributions from the χ_{c0} and χ_{c2} and a smooth contribution from the continuum, taking into account partial interference between them. The fit is shown in Fig. 3. The mass and width of the charmonia are fixed to the world averages [11]. We obtain the products of the two-photon decay width and the branching fraction, $\Gamma_{\gamma\gamma}(\chi_{cJ})\mathcal{B}(\chi_{cJ} \rightarrow \pi^0\pi^0) = 9.9_{-4.0}^{+5.8} \pm 1.0 \text{ eV}$ and $0.48 \pm 0.18 \pm 0.05 \pm 0.14 \text{ eV}$, for χ_{c0} and χ_{c2} , respectively. The first and second errors are for statistical and systematic, respectively, and the last error for the χ_{c2} is from the uncertainty of the interference of the χ_{c2} with the continuum component. These results are in agreement with the corresponding world averages [11] and the charged pion-pair decays from our measurement [5], taking isospin invariance into account.

We show the cross section ratio between $\gamma\gamma \rightarrow \pi^0\pi^0$ and $\gamma\gamma \rightarrow \pi^+\pi^-$ [5] for $|\cos\theta^*| < 0.6$ and $2.4 \text{ GeV} < W < 4.1 \text{ GeV}$, in Fig. 4(a). In the figure, the error bars are statistical only, and each cross section measurement

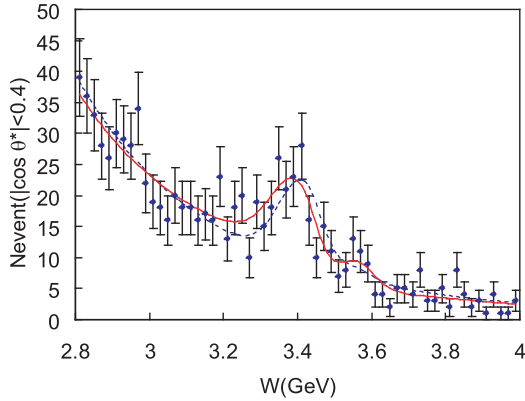


Figure 3: Invariant-mass distribution of the $\pi^0\pi^0$ candidate events for $|\cos\theta^*| < 0.4$ near the charmonium region. The solid (dashed) curves show the fits with (without) the interference of χ_{c0} , respectively.

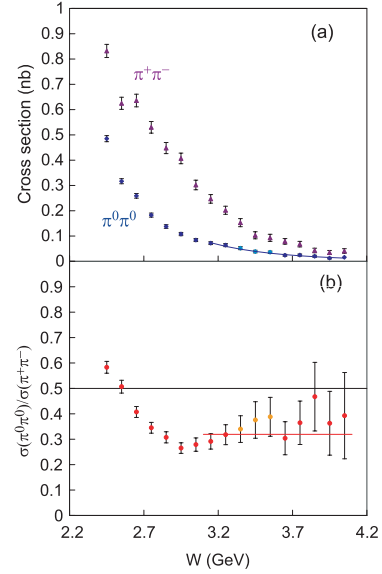


Figure 4: (a) Cross sections for the $\gamma\gamma \rightarrow \pi^0\pi^0$ and $\gamma\gamma \rightarrow \pi^+\pi^-$ processes for $|\cos\theta^*| < 0.6$ and (b) their ratio. The lines are the fits to the result in the region indicated.

has typically a 10% systematic error. The data points of $\gamma\gamma \rightarrow \pi^+\pi^-$ above the charmonium masses have larger systematic error, $\sim 25\%$. Subtractions of the charmonium components are applied for these plots.

The cross-section ratio, neutral to charged, seems to have no big energy dependence for $W > 2.7$ GeV and has an average ratio $\sigma(\pi^0\pi^0)/\sigma(\pi^+\pi^-) = 0.32 \pm 0.03 \pm 0.05$. This ratio is larger than the prediction from the lowest-order QCD calculation [1, 2]. The angular distributions are also studied in the energy range above 1.4 GeV, and some implications to a *spin-4* resonance and QCD models are discussed.

To summarize, we have measured the cross section of the process $\gamma\gamma \rightarrow \pi^0\pi^0$ for the c.m. energy and angular regions, $0.60 \text{ GeV} < W < 4.1 \text{ GeV}$ and $|\cos\theta^*| < 0.8$. We observe some resonant structures, including the $f_0(980)$ and χ_{c0} . The ratio of the cross sections of $\gamma\gamma \rightarrow \pi^0\pi^0$ and $\gamma\gamma \rightarrow \pi^+\pi^-$ in the 3 GeV region is obtained.

References

- [1] S.J. Brodsky and G.P. Lepage, Phys. Rev. D **24**, 1808 (1981).
- [2] M. Benayoun and V.L. Chernyak, Nucl. Phys. B **329**, 209 (1990); V.L. Chernyak, Phys. Lett. B **640**, 246 (2006).
- [3] M. Diehl, P. Kroll and C. Vogt, Phys. Lett. B **532**, 99 (2002).
- [4] Belle Collaboration, T. Mori *et al.*, J. Phys. Soc. Jpn. **76**, 074102 (2007); Belle Collaboration, T. Mori *et al.*, Phys. Rev. D **75**, 051101(R) (2007).
- [5] Belle Collaboration, H. Nakazawa *et al.*, Phys. Lett. B **615**, 39 (2005).
- [6] Belle Collaboration, S. Uehara, Y. Watanabe *et al.*, Phys. Rev. D **78**, 052004 (2008).
- [7] Belle Collaboration, K. Abe *et al.*, BELLE-CONF-0768, arXiv:0711.1926[hep-ex] (2007).
- [8] Belle Collaboration, I. Adachi *et al.*, BELLE-CONF-0813, arXiv:0810.0334[hep-ex] (2008).
- [9] Belle Collaboration, A. Abashian *et al.*, Nucl. Instr. and Meth. A **479**, 117 (2002).
- [10] S. Kurokawa and E. Kikutani, Nucl. Instr. and Meth. A **499**, 1 (2003), and other papers included in this volume.
- [11] Particle Data Group, C. Amsler *et al.*, Phys. Lett. B **667**, 1 (2008).