

B-Reconstruction Methods via Geometro-Kinematic Constraints (I)

A. Dima¹ and M. Dima²

¹*Department of Engineering, University of Liverpool, Brownlow Hill L69 3GH Liverpool, UK*

²*Institute for Physics and Nuclear Engineering, Str. Atomistilor 407, P.O. Box MG-6, R-76900 Bucharest, Romania*

(Dated: October 28, 2018)

Decay channels with attractive branching ratios, or interesting physics, are recovered by substituting “missing” particles (γ , ν , π^0 , etc) with combined geometric and kinematic constraints. The “Sliding Vertex” method is shown in this part-I, for reconstructing strongly boosted B_s^0 decays - at the LHC.

PACS numbers: 13.20.He,14.40.Nd

Precision B-Physics in today’s experiments [1] relies heavily on exclusively reconstructed decay chains. There are however decay modes that are not readily exclusive-reconstructable, but very attractive from the view point of the physics, or that of a large branching ratio - impaired in reconstruction usually by missing particles. Methods for constraining and recovering information in missing particle events have been explored before with kinematic fitting [2, 3] and in a variety of other contexts, a good collection thereof being [4, 5].

Consider for instance the $B_s^0 \rightarrow D_s^- K^+$ decay with the subsequent $D_s^- \rightarrow K^+ K^- \pi^-$ (π^0) decay. This mode is simple and attractive for measuring γ_{CKM} , however its branching ratio is rather fair. If we consider the related mode, with π^0 in the final state, the branching ratio is ca. 3.5 times larger, a real feat. Evidently, the π^0 can be reconstructed in the E-calorimeter, albeit with less resolution than for tracking. In principle the reconstruction with the π^0 is very attractive, but seemingly somewhat impractical.

There is however enough information in the detector to reconstruct the decay without the π^0 : first there are the 4-momentum conservation laws in the B_{VTX} and D_{VTX} , and second, the B_{VTX} must lie on the π^+ track. Figure 1

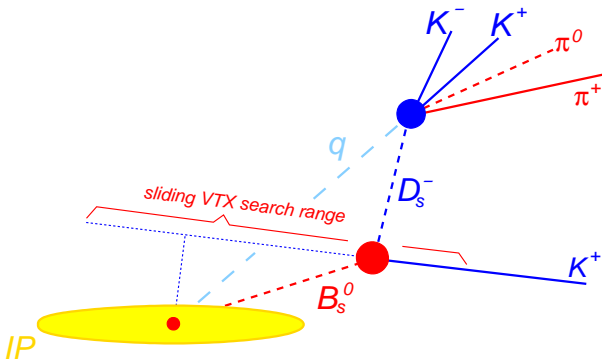


FIG. 1: Topology of $B_s^0 \rightarrow D_s^- K^+$ decay with the subsequent $D_s^- \rightarrow K^+ K^- \pi^-$ (π^0). The tracks are shown in the absence of magnetic field - such as for LHCb, although, given the small track bending over the vertexing region, a solution in the form of an \mathcal{O}_{III} helical correction exists also for ATLAS.

shows the topology of the event (in the absence of magnetic field - such as for LHCb, although, given the small track bending over the vertexing region, a solution in the form of an \mathcal{O}_{III} helical correction exists also for ATLAS). The evident question arises, whether such methods reject not only background, but also “sister physics” (in the case of the above mode the significantly more abundant $B_s^0 \rightarrow D_s^- \pi^+$ decay, with the π^+ mistaken by the PID system as a K^+), which play a more dominant role. Such is the case of decays coming from B_d^0 which to a large degree shadow (ca. 3:1) the B_s^0 decays through similar mass ratios between mother and daughters. From the start it should be stated that this is the most difficult part and that possible solutions lie in the avenues of tracking/vertexing resolutions, of (semi)-leading (bi)-particle effects in the aforementioned decays and of different branching ratios (sometimes smaller) for B_d^0 for the exact event topology as B_s^0 . In fact B_d^0 contaminates B_s^0 events more heavily with different topologies (where 1 track is lost, or which have 1-2 extra π^0 's).

Kinematic Constraints - are the 4-momentum conservation laws in the B_{VTX} and D_{VTX} . For the B_{VTX} the useful part is:

$$(E_\pi + E_D)^2 = M_B^2 + (p_D^2 + p_\pi^2 + 2p_D p_\pi \cos\theta_{D\pi})$$

$$\text{where } \cos\theta_{D\pi} = \frac{1}{p_D}(E_D/\beta_\pi - Q_{D\pi})$$

$$\text{with } Q_{D\pi} = \frac{1}{p_\pi}\Delta_{D\pi}^2$$

$$\text{and } \Delta_{D\pi}^2 = \frac{1}{2}(M_B^2 - M_D^2 - m_\pi^2) \quad (1)$$

and for the D_{VTX} :

$$(E_\pi - E_v)^2 = m_0^2 + (p_D^2 + p_v^2 - 2p_D p_v \cos\theta_{Dv})$$

$$\text{where } \cos\theta_{Dv} = \frac{1}{p_D}(E_D/\beta_v - Q_{Dv})$$

$$\text{with } Q_{Dv} = \frac{1}{p_v}\Delta_{Dv}^2$$

$$\text{and } \Delta_{Dv}^2 = \frac{1}{2}(M_D^2 + m_v^2 - m_0^2) \quad (2)$$

where “0” is the missing neutral, “v” the sum of visible

particles in the D_{VTX} and the rest of notations are self-evident.

Geometric Constraints - are supplying the missing, 3rd equation to the above set. Due to momentum conservation in the B_{VTX} “D”, “ π ” and “q” (see figure 1) lie in the same plane: $\vec{n}_D = \lambda\vec{n}_\pi + \mu\vec{n}_q$, where \vec{n} are unit vectors and λ, μ constants. The cosines from the kinematic relations are: $\cos\theta_{D\pi} = \vec{n}_D \cdot \vec{n}_\pi$ and $\cos\theta_{Dv} = \vec{n}_D \cdot \vec{n}_v$, respectively:

$$\begin{aligned}\lambda &= \frac{1}{\Delta} [(vq)\cos\theta_{D\pi} - (q\pi)\cos\theta_{Dv}] \\ \mu &= \frac{1}{\Delta} [-(v\pi)\cos\theta_{D\pi} + \cos\theta_{Dv}]\end{aligned}\quad (3)$$

where $(ab) = \vec{n}_a \cdot \vec{n}_b$ and $\Delta = (vq) - (v\pi)(q\pi)$. The “closure” equation is $|\vec{n}_D|^2 = 1 = \lambda^2 + \mu^2 + 2(q\pi)\lambda\mu$.

In terms of the geometric constraints the kinematic section condenses to $E_D^2 - M_D^2 = (\lambda p_D)^2 + (\mu p_D)^2 + 2(q\pi)(\lambda p_D)(\mu p_D)$ which can be solved in favor of E_D as a second order equation. The two fold ambiguity resulting therefrom is lifted through a (2D) pointback to IP criterion for the B_s^0 (after vertex determination).

At this point all kinematic quantities are known[8].

Vertex Determination - once E_D is known the 3D vectors of all particles are known. The B_{VTX} \vec{b} is the locus that takes the best-shot at the:

1. IP in the \vec{n}_B direction: $\vec{b} - \lambda_B\vec{n}_B = IP \pm \sigma_{IP}$
2. D_{VTX} in the \vec{n}_D direction: $\vec{b} - \lambda_D\vec{n}_D = D_{\text{VTX}} \pm \sigma_D$
3. π^+ track $1\sigma_\pi$ tube: $\vec{b} - \lambda_\pi\vec{n}_\pi = \vec{r}_{0\pi} \pm \sigma_D$

Mathematically this means - using the σ_i error matrices:

$$\begin{aligned}&\langle \vec{b} - \vec{v}_B - \lambda_B\vec{n}_B | \sigma_{IP}^{-2} | \vec{b} - \vec{v}_B - \lambda_B\vec{n}_B \rangle + \\ &\langle \vec{b} - \vec{v}_D - \lambda_D\vec{n}_D | \sigma_D^{-2} | \vec{b} - \vec{v}_D - \lambda_D\vec{n}_D \rangle + \\ &\langle \vec{b} - \vec{r}_{0\pi} - \lambda_\pi\vec{n}_\pi | \sigma_\pi^{-2} | \vec{b} - \vec{r}_{0\pi} - \lambda_\pi\vec{n}_\pi \rangle = \min(4)\end{aligned}$$

By differentiating to find the minimum, the “sliding” along each direction is:

$$\lambda_i = \langle \vec{n}_i | \sigma_i^{-2} | \vec{b} - \vec{v}_i \rangle / \langle \vec{n}_i | \sigma_i^{-2} | \vec{n}_i \rangle \quad (5)$$

The vertex solution is then:

$$|\vec{b}\rangle = \left[\sum_i \sigma_i^{-2} \left(1 - \frac{|\vec{n}_i\rangle\langle\vec{n}_i|\sigma_i^{-2}}{\langle\vec{n}_i|\sigma_i^{-2}|\vec{n}_i\rangle} \right) \right]^{-1} |\vec{w}\rangle \quad (6)$$

where:

$$|\vec{w}\rangle = \sum_i \sigma_i^{-2} \left(1 - \frac{|\vec{n}_i\rangle\langle\vec{n}_i|\sigma_i^{-2}}{\langle\vec{n}_i|\sigma_i^{-2}|\vec{n}_i\rangle} \right) |\vec{v}_i\rangle \quad (7)$$

The math in itself is straightforward, however computer implementation proved to be somewhat of a hassle. Code that implements vectors and matrices is rather slow due to multiple inheritances, unnecessary functions, etc.

We coded our own MXV4 [6] namespace that addressed these issues and performed in speed.

One special mention is with respect to the π track σ_π^{-2} matrix. This is not immediate two-fold: writing the σ_π and secondly, the tube is not cylindrical, rather elliptical in cross-section. This is due to the fact that the track is determined by (approximately) circular errors in the VELO planes of LHCb (prototype address) which stand vertically. (This of course remains to be solved exactly for each detector where it is applied.) The π track tube is thus an infinitely long ellipsoid with unequal cross-section major axes:

$$\begin{aligned}\sigma_\pi^{-2} &= \underbrace{\frac{1}{\sigma_{long}^2}}_{=\infty} |\vec{n}_\pi\rangle\langle\vec{n}_\pi| + \\ &\sigma_{minor}^{-2} \frac{|\vec{e}_z \times \vec{n}_\pi\rangle\langle\vec{e}_z \times \vec{n}_\pi|}{1 - \langle\vec{e}_z|\vec{n}_\pi\rangle^2} + \\ &\sigma_{major}^{-2} \frac{|\vec{n}_\pi \times \vec{e}_z \times \vec{n}_\pi\rangle\langle\vec{n}_\pi \times \vec{e}_z \times \vec{n}_\pi|}{1 - \langle\vec{e}_z|\vec{n}_\pi\rangle^2}\end{aligned}\quad (8)$$

where $\sigma_{minor}^{-2} = \sigma_\pi^{-2}$ and $\sigma_{major}^{-2} = (\sigma_\pi / \langle\vec{e}_z|\vec{n}_\pi\rangle)^{-2}$. With this, the π track contribution in the B_{VTX} calculation reduces significantly (and this needs to be so implemented in the code in order to avoid singularities).

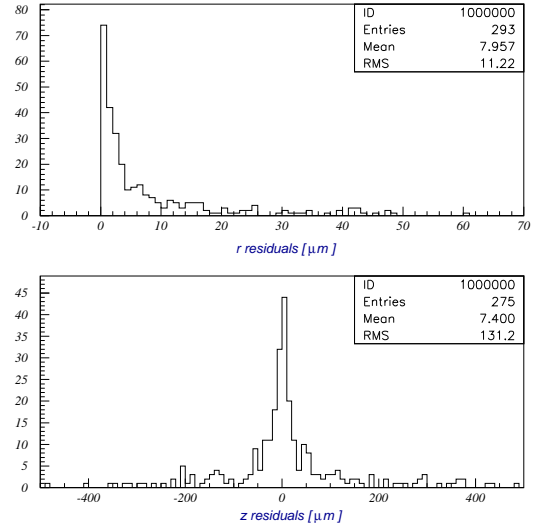


FIG. 2: The xy- (top) and z-residuals (bottom) for the reconstructed B_{VTX} with respect to the Monte Carlo position. All dimensions are in μm .

We tested the code on PYTHIA simulated data (smeared to give invariant mass resolutions as those expected in the LHCb detector).

The xy- and z-residuals for the reconstructed B_{VTX} with respect to the Monte Carlo position are shown in

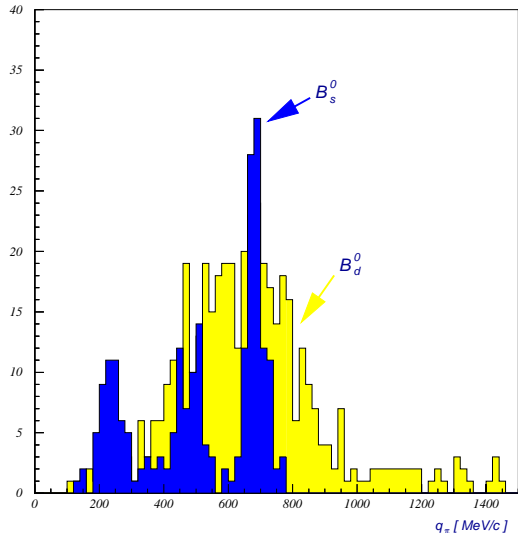


FIG. 3: Momentum of π^- coming from D_s^- (blue) vs. that from D^- . The spectrum is harder for the latter, as the other two components do not necessarily each contain a valence quark of the decaying particle, leading to a more equitable energy distribution among daughter particles. This is not the case for the two kaons coming from a D_s^- decay, which together take a greater share of the decay energy (leading-particle effect [7]).

figure 2. With an rms of $130 \mu\text{m}$ and a central part of $30 \mu\text{m}$, the z-resolution is very good compared to typical expectations on the order of $200\text{-}300 \mu\text{m}$. The xy_{rms} is $11 \mu\text{m}$ with a central core of $4 \mu\text{m}$, an excellent value. As mentioned, it may be possible to reconstruct the mode, but then there are further problems associated with background suppression, in particular that of similar-physics. In principle soft/QCD backgrounds are kinematically very far off and eliminable. The events that are a concern are those from B_d^0 , insomuch not those of the same topology, rather those of different topology and 1-2 lost tracks, and/or mis-ID tracks.

Leading particle effects - figure 3 shows the π^- momentum (yellow) from $D^- \rightarrow \tilde{\pi}^- \pi^- K^+$ of the decay $B_d^0 \rightarrow D^- \pi^+$, where $\tilde{\pi}^-$ is mis-ID'ed as a kaon. Charge does not help in distinguishing, as both B and \bar{B} can be present, mass differences are small, hence the only factor that can still play some role would be one due to dynamics. Since the CM decay energy is $0.7\text{-}0.8 \text{ GeV}$ some leading-particle [7] effect is visible for the kaon-pair in

a D_s^- decay (each holding a valence quark of the D_s^-). In blue is the π^- momentum coming from D_s^- , evidently softer (less available energy, as most is concentrated by the kaon pair).

Applications - the method aims evidently at physics analyses, however other useful events can also be reconstructed: ones that have neutrinos (used in tagging), or ones with many pions in one vertex (for instance $B_d^0 \rightarrow D^{*-} \pi^+ \pi^- \pi^+$ where the B_{VTX} has 4 pions). The purity of such pion samples make them ideal candidates for studies of $\pi \rightarrow K$ mis-ID rates.

One of us (A. Dima) is thankful to the University of Liverpool for hosting under a Marie Curie fellowship. One of us (M. Dima) acknowledges the CORINT-2 funding of the Romanian Agency for Science and Technology.

-
- [1] Prominent dedicated B-Physics experiments are: BaBar (SLAC: 1999-running), Belle (KEK: 1999-running), HERA-B (DESY: 2000-2003), LHCb (CERN: 2008-running). A number of other experiments have significant B-Physics programmes: CDF (FNAL: E-741/1987-1992, E-775/1992-1996, E-830/2001-running), D0 (FNAL: E-740/1992-1996, E-823/2001-running), etc
 - [2] P. Avery, 1998, KWFIT CSN98-355; P. Avery, 2000, Kinematic fitting algorithms and lessons learned from KWFIT Padua 2000, Computing in High Energy and Nuclear Physics, p. 135
 - [3] BaBar *KinFitter*, BAD #1061
 - [4] V. I. Goldansky, Yu. P. Nikitin and I. L. Rozental, *Chur, Switzerland: Harwood (1989) 257 P. (Soviet Scientific Reviews Supplement Series, Physics, 2)*
 - [5] N. I. Starkov and V. A. Ryabov, Bull. Lebedev Phys. Inst. **2000N12**, 1 (2000) [Kratk. Soobshch. Fiz. **2000N12**, 3 (2000)].
 - [6] MXV4 C++ namespace freely available from: <http://cern.ch/modima/MXV4.tgz> - implements the following classes: 3D vec, 4D vek, 3D mtx, and 4D lmx. The acronyms are self-evident (lmx = Lorentz mtx).
 - [7] SLD Collaboration, *Phys. Rev. Lett.* **78**, 3442, (1997), M. Dima, SLAC-R-0505, (1997).
 - [8] Historically the solution was reached “sliding” the position of the B_{VTX} along the π track until the B_s^0 mass and IP-pointback where simultaneously met - which also lifted the two-fold ambiguity. In the newer version of “Sliding VTX” which we are here presenting, the B_{VTX} is determined separately, after the kinematic quantities are known. Ancient history has it that “Sliding VTX” started in the equations of the “ p_{\perp} corrected B-mass” of SLD, SLAC-PUB-7170, hence its initial “SLD-ing” approach.