

# BOUNDARY SLOPES AND THE NUMBERS OF POSITIVE/NEGATIVE CROSSINGS FOR MONTESINOS KNOTS

KAZUHIRO ICHIHARA AND SHIGERU MIZUSHIMA

ABSTRACT. We show that a finite numerical boundary slope of an essential surface in the exterior of a Montesinos knot is bounded above and below in terms of the numbers of positive/negative crossings of a specific minimal diagram of the knot.

## 1. INTRODUCTION

Let  $K$  be a knot in the 3-sphere  $S^3$  with the exterior  $E(K)$ . The boundary of a properly embedded essential (i.e., incompressible and boundary-incompressible) surface in  $E(K)$  gives a parallel family of non-trivial simple closed curves on the boundary torus  $\partial E(K)$ . It is expressed by an irreducible fraction (possibly infinity  $1/0$ ), which is called a *numerical boundary slope*. See [R76] for example. We say that a boundary slope other than  $1/0$  is *finite*.

In this paper, we consider the knot  $K$  called a *Montesinos knot* in  $S^3$ , which is a knot obtained by connecting rational tangles. See the next section for detail. For Montesinos knots, there exists an algorithm developed by Hatcher and Oertel which completely determines the set of boundary slopes ([HO89]). Based on their algorithm, we present an estimate on the concrete range of boundary slope as follows.

**Theorem 1.1.** *Let  $K$  be a Montesinos knot consisting of rational tangles  $P_1/Q_1, P_2/Q_2, \dots, P_N/Q_N$ . Assume that the number  $N$  of the rational tangles is three or more, and each fraction  $P_i/Q_i$  is a non-integral non-infinity fraction. Then, we have*

$$-2C_-(D) \leq R \leq 2C_+(D)$$

for any finite boundary slope  $R$  for  $K$  and any standard diagram  $D$  of  $K$ , where  $C_+(D)$  and  $C_-(D)$  denote the number of positive crossings and the number of negative crossings of the diagram  $D$  respectively.

*Remark 1.2.* A *standard diagram*  $D$  is a specific diagram naturally obtained for a Montesinos knot. See the next section for detail. Actually, we can choose a standard diagram  $D$  so that  $D$  attains the crossing number.

---

2000 *Mathematics Subject Classification.* Primary 57M25.

*Key words and phrases.* boundary slopes, crossing number, Montesinos knot.

The first author is partially supported by Grant-in-Aid for Young Scientists (B), No. 20740039, Ministry of Education, Culture, Sports, Science and Technology, Japan.

**1.1. Corollary.** It is known that at least two distinct numerical boundary slopes always exist for a non-trivial knot [CS84], and the number of such slopes is finite for any knot [H99]. Hence, the set of boundary slopes gives a nonempty finite subset of  $\mathbb{Q} \cup \{1/0\}$ . This is called the (*numerical*) *boundary slope set*. We define the *diameter* of the boundary slope set as the maximum minus the minimum among finite boundary slopes. Note that the infinity slope is ignored in this definition.

In [IM08], we obtained an estimate of the diameter by the crossing number for a Montesinos knot  $K$  as follows:

$$(1) \quad \text{Diam}(K) \leq 2C(K)$$

where  $\text{Diam}(K)$  is the diameter of the boundary slope set for  $K$  and  $C(K)$  is the minimal crossing number. Now this inequality (1) is easily obtained from Theorem 1.1. Moreover, together with [MMR08], it becomes a corollary of Theorem 1.1 as follows:

**Corollary 1.3.** *For a Montesinos knot  $K$ , we have the inequality*

$$\text{Diam}(K) \leq 2C(K).$$

*Proof.* For 2-bridge knots, the result is shown in [MMR08]. Assume now that the Montesinos knot  $K$  is not a 2-bridge knot. We consider the expression of  $K$  so that its standard diagram attains the minimal crossing number. Then, we have  $\text{Diam}(K) \leq 2C_+(D) - (-2C_-(D)) = 2(C_+(D) + C_-(D)) = 2C(D) = 2C(K)$ .  $\square$

**1.2. Motivations and related results.** Our study is originally motivated by the unpublished work [IS] on the boundary slopes and the crossing number of knots. Suggested by their work, we obtained the corollary above in [IM08].

Extending our work in [IM08], it was shown in [MMR08] that Inequality (1) holds for 2-bridge knots, and also shown that a similar inequality holds for 2-bridge link in [HoSha07].

Also motivated by [IS] and [IM08], Yamaoka [Y07] obtained

$$R_{\max} = 2C_+(D_a), \quad \text{and} \quad R_{\min} = -2C_-(D_a),$$

for a reduced alternating diagram  $D_a$  of a two-bridge knot  $K$ , where  $R_{\max}$  and  $R_{\min}$  denote the maximum and the minimum among the finite boundary slopes. Thus, for a two-bridge knot  $K$ , we have

$$-2C_-(D_a) \leq R \leq 2C_+(D_a) \quad .$$

Actually, this equality holds for arbitrary diagram for a two-bridge knot. Because it was observed in [IS] that  $C_+(D_a) \leq C_+(D)$  and  $C_-(D) \leq C_-(D_a)$  for a reduced alternating diagram  $D_a$  and any diagram  $D$  of an alternating knot. In fact, this follows from [M89, Theorem 13.3] immediately.

In the case of general alternating knots, Hayashi observed that, for a reduced alternating diagram  $D_a$ ,  $2C_+(D_a)$  and  $-2C_-(D_a)$  are equal to the boundary slopes of checkerboard surfaces [Ha]. Thus if the boundary slopes of checkerboard surfaces attain the maximal and minimal boundary slopes, then we have the above equalities immediately.

For example, for alternating Montesinos knots, we showed in [IM08] that the boundary slopes of checkerboard surfaces attain the maximal and minimal boundary slopes. And so, for alternating Montesinos knots, we have the following for any diagram  $D$ ;

$$-2C_-(D) \leq R \leq 2C_+(D)$$

Also note that, in Theorem 1.1, the inequality holds just for specific diagrams for Montesinos knots including non-alternating ones. It might be a supporting evidence of the inequality for non-alternating Montesinos knots and its arbitrary diagram.

About Inequality (1), it is natural to ask whether it holds for other class of knots. Actually it holds for all torus knots suggested in [MMR08], and for all known example until recently. However, very recently, Kabaya gave [K] examples of knots which have boundary slope not satisfying the inequality in a completely different method.

This paper is organized as follows. We review some definitions and Hatcher-Oertel algorithm in Section 2, and then prove the main theorem in Section 3.

## 2. PRELIMINARY

The readers familiar to [HO89], or [IM07, IM08, IMa] would be able to skip this section.

### 2.1. Montesinos knot.

#### Rational tangle

Let  $P/Q$  be an irreducible fraction. We draw segments of slope  $P/Q$  on the flattened fourth-punctured sphere. The segments form two arcs on the sphere. Then we push the arcs into the interior of the sphere by an isotopy fixing endpoints of arcs. The two-string tangle thus obtained is called a *rational tangle*. In particular, a rational tangle corresponding to an irreducible fraction  $P/Q$  is called a  $P/Q$ -tangle. See Figure 1. In this paper, we may use the term “tangle” as “rational tangle” for ease.

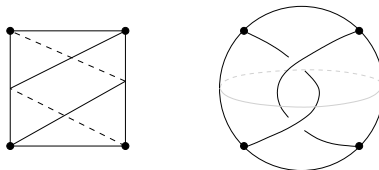


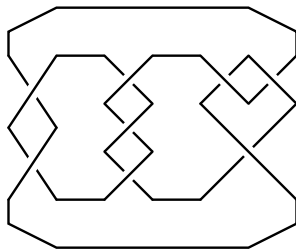
FIGURE 1. Arcs on a fourth-punctured sphere and  $1/2$ -tangle

#### Montesinos knot

For irreducible fractions  $P_i/Q_i$  ( $i = 1, 2, \dots, N$ ), a *Montesinos knot*  $M(P_1/Q_1, P_2/Q_2, \dots, P_N/Q_N)$  is a knot obtained by connecting rational tangles corresponding to  $P_i/Q_i$ 's. See Figure 2. Throughout this paper, we fix some notations and assumptions for a Montesinos knot.  $N$  denotes the number of tangles of a Montesinos knot. Moreover,  $P_i/Q_i$  denotes a fraction representing the  $i$ -th tangle  $T_i$  in the Montesinos knot. According to [HO89], we assume that each  $P_i/Q_i$  is not an integer, and is not  $1/0$ . Assume further that  $N \geq 3$ . With these conditions, a Montesinos knot is normalized in a sense, and then two-bridge knots and non-prime knots are excluded from argument.

For a Montesinos link to be a knot, or equivalently, to have only one link component, the tuple  $(P_1/Q_1, P_2/Q_2, \dots, P_N/Q_N)$  of fractions must satisfy either of the following two conditions.

#### Condition 2.1.

FIGURE 2. A diagram of  $M(1/2, 1/3, -2/3)$ 

- (a) *Exactly one fraction has even denominator. Any other fraction has odd denominator.*
- (b) *All fraction has odd denominator. Furthermore, the number of fractions with odd numerator must be odd.*

Usually, two isotopic knots are identified with each other. In contrast, an expression  $M(P_1/Q_1, P_2/Q_2, \dots, P_N/Q_N)$  of a Montesinos knot may be thought to specify not only an isotopy class of a knot but also a decomposition of a knot into a tuple of rational tangles. We adopt this point of view in this paper. Note that one isotopy class of Montesinos knots is actually expressed by many different expressions as a Montesinos knot.

### Standard diagram of a rational tangle

A fixed fraction  $P/Q$  can be expressed as a *standard continued fraction*

$$\frac{P}{Q} = a_1 + \frac{1}{a_2 + \frac{1}{\dots + \frac{1}{a_{k-1} + \frac{1}{a_k}}}}$$

where the sequence  $[a_1, a_2, \dots, a_k]$  of integers satisfies  $k \geq 1$ ,  $a_1 \geq 0$ ,  $a_i \geq 1$  for  $i = 2, 3, \dots, k-1$ , and  $a_k \geq 2$  if  $P/Q$  is positive, and  $k \geq 1$ ,  $a_1 \leq 0$ ,  $a_i \leq -1$  for  $i = 2, 3, \dots, k-1$ , and  $a_k \leq -2$  if  $P/Q$  is negative. We call  $k$  the *length* of the expansion.

According to a fraction expansion, we can make a diagram of  $P/Q$ -tangle. For a tangle corresponding to  $[a] = a$ , the diagram is like the left two diagrams of Figure 3. That is, the diagram is made by aligning crossings horizontally. Next, if  $D_A$  is the diagram of a rational tangle  $T_A$  corresponding to a fraction expansion  $[a_1, a_2, \dots, a_k]$ , then the diagram of some rational tangle  $T_B$  corresponding to a fraction expansion  $[a, a_1, a_2, \dots, a_k]$  is obtained by combining a mirror image of  $D_A$  and  $a$ -tangle where the mirror image is taken with respect to a line from top left to bottom right (see the right diagram of Figure 3). Inductively, a diagram is defined for a fraction expansion of  $P/Q$ . In particular, the *standard diagram* of a rational tangle is a diagram for the standard fraction expansion of the fraction.

### Standard diagram of a Montesinos knot

A *standard diagram* of a Montesinos knot  $K = M(P_1/Q_1, P_2/Q_2, \dots, P_N/Q_N)$  is obtained by collecting standard diagrams of  $P_i/Q_i$ -tangles and aligning the standard diagrams horizontally in line. For instance, Figure 2 is the standard diagram of the Montesinos knot  $M(1/2, 1/3, -2/3)$ . Since the standard diagram is constructed for a tuple of rational tangles, strictly speaking, the standard diagram is defined

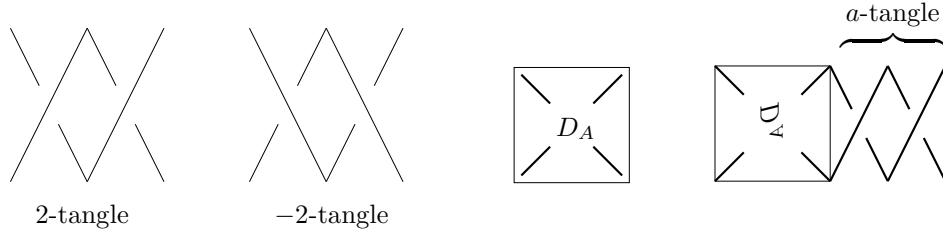


FIGURE 3. standard diagrams

not for an isotopy class of a Montesinos knot but for an expression of a Montesinos knot.

**The number of positive/negative crossings**

For a diagram  $D$  of a knot  $K$ , we give either of two possible orientations. Then, a sign is given to each crossing, where we adopt the convention of signs of crossings as in Figure 4. Then, we can determine the number of positive crossings and the




FIGURE 4. Sign of crossing

number of negative crossings, which are denoted by  $C_+(D)$  and  $C_-(D)$  respectively.

**2.2. Hatcher-Oertel algorithm.** Here, we briefly review Hatcher-Oertel algorithm. We will try to give sufficient explanations so that this paper can be self-contained, and so, we omit certain part of their machinery. Please see [HO89] or our previous papers [IM07] or [IM08] for more detail.

The Hatcher-Oertel algorithm determines the set of all numerical boundary slopes of a Montesinos knot.

In the algorithm,  $S^3$  is decomposed into  $N$  3-balls where a Montesinos knot is also decomposed into  $N$  rational tangles at the same time. Furthermore, an essential surface is also decomposed into  $N$  pieces of surfaces, which are called “subsurfaces”. A subsurface around a rational tangle is expressed by an “edgepath”, and an essential surface for a Montesinos knot is expressed by a tuple of  $N$  edgepaths, which is called an “edgepath system”.

An edgepath is a path in a *diagram*  $\mathcal{D}$ . The diagram  $\mathcal{D}$  is the 1-skeleton of a triangulation of a region  $\{(u, v) | -1 < u < 1\}$  in a  $uv$ -plane. See Figure 5 and Figure 6. Vertices are points  $\langle p/q \rangle$  for  $p/q \in \mathbb{Q} \cup \{1/0\}$  and points  $\langle p/q \rangle^\circ$  for  $p/q \in \mathbb{Q}$ . Two points  $\langle p/q \rangle$  and  $\langle r/s \rangle$  are connected by an edge if  $|ps - qr| = 1$ . An edge  $\langle 1/0 \rangle - \langle z \rangle$  for an integer  $z$  is called an  $\infty$ -edge. An edge  $\langle z \rangle - \langle z+1 \rangle$  for an integer  $z$  is called a vertical edge.  $\langle p/q \rangle$  and  $\langle p/q \rangle^\circ$  are also connected by an edge, which is called a *horizontal edge*.

An edgepath is a path on  $\mathcal{D}$  which is a combination of edges of  $\mathcal{D}$ . Roughly right-to-left orientation is given to an edgepath. For a fraction  $P/Q$ , the starting point

of an edgepath for  $P/Q$ -tangle must lie on the horizontal edge  $\langle P/Q \rangle - \langle P/Q \rangle^\circ$ . See [IM08] for concrete examples of edgepaths. An edgepath is expressed by a sequence of vertices of  $\mathcal{D}$ .

See [IM07] or [IM08] for the correspondence between an edgepath and a subsurface. Roughly, an edge corresponds to a saddle and an edgepath (or an edgepath system) corresponds to a combination of saddles.

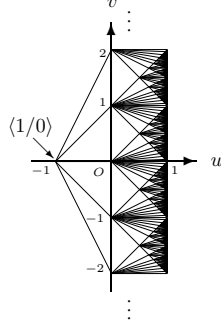


FIGURE 5. The diagram  $\mathcal{D}$

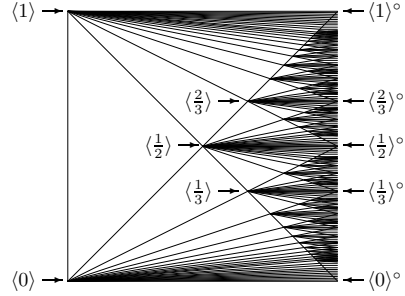


FIGURE 6. A part of the diagram  $\mathcal{D}$  in  $[0, 1] \times [0, 1]$

Each edgepath must satisfy “minimality condition”, which is required so that corresponding subsurface is essential. An edgepath system must satisfy “gluing consistency”, which assures that subsurfaces corresponding to edgepaths in an edgepath system can be consistently glued each other. By the gluing consistency, endpoints of all edgepaths in an edgepath system have common  $u$ -coordinate (first coordinate). According to the common coordinate, edgepath systems are classified into type I/II/III. Edgepaths of an edgepath system of type I have endpoints with  $u > 0$ . Edgepaths of an edgepath system of type II have endpoints with  $u = 0$ , in short, endpoints lie on the vertical line  $u = 0$ . Edgepaths of an edgepath system of type III have endpoints with  $u < 0$ . That is, the endpoints are  $\langle 1/0 \rangle$ .

A *basic edgepath* is an edgepath which ends at an integer vertex  $\langle z \rangle$  for some integer  $z$  and does not include vertical edges. A *basic edgepath system* is an edgepath system which consists of basic edgepaths. An edgepath system which does not satisfy gluing consistency is said to be *formal*. Generically, a basic edgepath system is formal.

For a non- $\infty$ -edge of  $\mathcal{D}$ , with a right-to-left orientation, if  $v$ -coordinate increases as a point moves from the starting point to the ending point along the edge, then the edge is said to be *increasing*. Similarly, if  $v$ -coordinate decreases, the edge is said to be *decreasing*.

In Hatcher-Oertel algorithm, for a Montesinos knot  $M(P_1/Q_1, P_2/Q_2, \dots, P_N/Q_N)$ , all possible edgepath systems satisfying minimality and gluing consistency are collected. Then, each edgepath system is checked whether its corresponding surface is essential or not by the detailed conditions described in [HO89]. Eventually, the numerical boundary slopes for an edgepath system corresponding to an essential surface is calculated. By collecting the numerical boundary slopes, we obtain the set of numerical boundary slopes.

The boundary slope is calculated from an edgepath system roughly as follows. We first calculate “twist” of an edgepath system. The twist of an edge  $e$  is defined

as  $+2$  or  $-2$  according to whether the edge is a decreasing or increasing leftward edge respectively. The twist of an edgepath  $\gamma$  or an edgepath system  $\Gamma$  is the sum of twists of edges in the edgepath or edgepath system. Let  $\text{slope}(\Gamma)$  and  $\text{twist}(\Gamma)$  denote the boundary slope and the twist of  $\Gamma$ . The boundary slope of an edgepath system  $\Gamma$  is calculated by  $\text{slope}(\Gamma) = \text{twist}(\Gamma) - \text{twist}(\Gamma_s)$  where  $\Gamma_s$  is the edgepath system of a Seifert surface for a Montesinos knot.

### 3. PROOF OF THE MAIN THEOREM

In this section, we will give a proof of our main theorem. We will prove three key lemmas, Lemma 3.1, 3.2, and 3.3, after preparing some terminologies, in subsections 3.1, 3.2, and 3.3, respectively. Combining these, in subsections 3.4, we will give a proof of our main theorem. In subsections 3.5, we will consider about Remark 1.2.

**3.1. Monotonic edgepath systems and bounds of boundary slopes.** In this subsection, we define a monotonically increasing edgepath system  $\Gamma_{\text{inc}}$  and a monotonically decreasing edgepath system  $\Gamma_{\text{dec}}$  for a Montesinos knot  $K$ . Then, these edgepath systems give bounds of boundary slopes. These bounds have been essentially given in [IM08] or [IMa].

#### Monotonic basic edgepath systems

A basic edgepath is called *monotonically increasing* if all edges in the edgepath are increasing. A basic edgepath system is called *monotonically increasing* if each edgepath in the edgepath system is monotonically increasing. The term *monotonically decreasing* is defined similarly for a basic edgepath and a basic edgepath system. Both the monotonically increasing basic edgepath system and the monotonically decreasing basic edgepath system are unique for a fixed Montesinos knot. Let  $\Lambda_{\text{inc}} = (\lambda_{\text{inc},i})$  and  $\Lambda_{\text{dec}} = (\lambda_{\text{dec},i})$  denote the monotonic basic edgepath systems respectively.

#### Monotonic edgepath systems

Next, from monotonic basic edgepaths, we define a monotonically increasing edgepath  $\gamma_{\text{inc}}$  and a monotonically decreasing edgepath  $\gamma_{\text{dec}}$  for a  $P/Q$ -tangle as follows. If  $P/Q$  is positive,  $\gamma_{\text{inc}}$  is a monotonically increasing type III edgepath and  $\gamma_{\text{dec}}$  is a monotonically decreasing type II edgepath obtained from a monotonically decreasing basic edgepath  $\lambda_{\text{dec}}$  by adding downward vertical edges connecting  $\langle v_0(\lambda_{\text{dec}}) \rangle$  and  $\langle 0 \rangle$ , where  $v_0(\lambda_{\text{dec}})$  denotes the  $v$ -coordinate of the intersection point between the basic edgepath  $\lambda_{\text{dec}}$  and the vertical axis  $u = 0$ , or equivalently the integer representing the left ending vertex of  $\lambda_{\text{dec}}$ . If  $P/Q$  is negative,  $\gamma_{\text{dec}}$  is a monotonically decreasing type III edgepath and  $\gamma_{\text{inc}}$  is a monotonically increasing type II edgepath obtained from a monotonically increasing basic edgepath  $\lambda_{\text{inc}}$  by adding upward vertical edges connecting  $\langle v_0(\lambda_{\text{inc}}) \rangle$  and  $\langle 0 \rangle$ .

For a Montesinos knot  $K = M(P_1/Q_1, P_2/Q_2, \dots, P_N/Q_N)$ ,  $\Gamma_{\text{inc}} = (\gamma_{\text{inc},i})$  and  $\Gamma_{\text{dec}} = (\gamma_{\text{dec},i})$  are obtained by collecting  $\gamma_{\text{inc}}$  and  $\gamma_{\text{dec}}$  defined as above for each  $P_i/Q_i$ -tangle.  $\Gamma_{\text{inc}}$  and  $\Gamma_{\text{dec}}$  may contain both type II and type III edgepaths and hence may be formal. However, it does not matter, since we only use twists of these edgepath systems.

#### A bound of boundary slopes

The twists or boundary slopes of  $\Gamma_{\text{inc}}$  and  $\Gamma_{\text{dec}}$  give lower and upper bounds of twists or boundary slopes of essential surfaces. That is:

**Lemma 3.1.** *Let  $K$  be a Montesinos knot. Let  $\Gamma$  be an edgepath system corresponding to an essential surface for the knot  $K$  with finite boundary slope. Then, we have*

$$(2) \quad \text{twist}(\Gamma_{\text{inc}}) \leq \text{twist}(\Gamma) \leq \text{twist}(\Gamma_{\text{dec}}),$$

or equivalently,

$$(3) \quad \text{slope}(\Gamma_{\text{inc}}) \leq \text{slope}(\Gamma) \leq \text{slope}(\Gamma_{\text{dec}}).$$

*Proof.* If  $\Gamma$  is a type I edgepath system or a type III edgepath system, by Proposition 3.2 in [IM08], we have  $\text{twist}(\Lambda_{\text{inc}}) \leq \text{twist}(\Gamma) \leq \text{twist}(\Lambda_{\text{dec}})$ . This inequality gives the inequality (2). If  $\Gamma$  is a type II edgepath system, with a care for vertical edges in  $\Gamma$ , we can also show the inequality (2) for  $\Gamma$ .

Since the boundary slope of an edgepath system is calculated by the twist of the edgepath system minus the twist of a Seifert surface, the inequality (3) is easily obtained from the inequality (2).  $\square$

**3.2. Seifert surface and its edgepath system.** In order to calculate the boundary slope of an edgepath system, we have to know also the twist of the edgepath system of a Seifert surface. Therefore, we investigate the edgepath system of a Seifert surface. In this part, we define an edgepath system  $\Gamma_s$  and confirm that  $\Gamma_s$  is the edgepath system of a Seifert surface.

#### Oriented tangle

As a preparation, we first define oriented rational tangles. For a rational tangle, we can give an orientation for each of two strings of the tangle. We call it an *oriented tangle*. Next, we identify one oriented tangle  $\vec{T}_A$  with another oriented tangle  $\vec{T}_B$  obtained from the tangle  $\vec{T}_A$  by reversing the orientations of the two strings at the same time. Throughout this paper, oriented tangles are always handled with this identification. Of course, results in this paper are consistent under this identification. Note that, under the identification, one tangle has two choices of orientation.

When we identify two oriented tangles by homotopy, all the oriented tangles are divided into 6 classes as in Figure 7. We may call the class including one oriented tangle  $\vec{T}$  the *type of the oriented tangle  $\vec{T}$* . Six types are denoted by  $H_0$  (horizontal 0/1),  $D_0$  (diagonal 0/1),  $V_\infty$  (vertical 1/0),  $D_\infty$  (diagonal 1/0),  $V_1$  (vertical 1/1), and  $H_1$  (horizontal 1/1).  $H_*$  denotes the union of two classes  $H_0$  and  $H_1$ . Similarly, we define  $V_*$  and  $D_*$ .

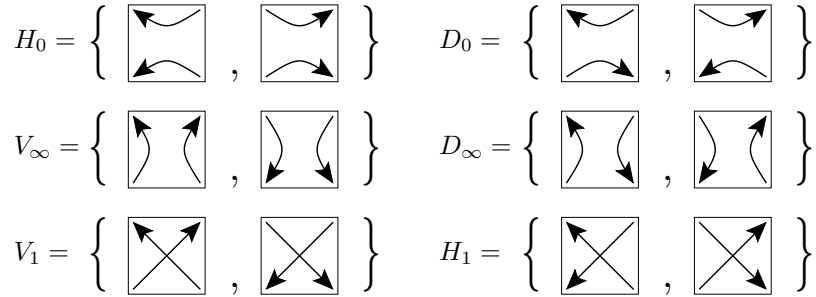


FIGURE 7. 6 types of oriented tangles



### Reduced expression of edgepath

We introduce notations for reduced expressions of edgepaths, which are used when one edgepath is defined with another edgepath. Let  $\gamma$  be an edgepath  $\langle p_k/q_k \rangle - \langle p_{k-1}/q_{k-1} \rangle - \dots - \langle p_2/q_2 \rangle - \langle p_1/q_1 \rangle$ . Then, for an integer  $a$ , we introduce reduced notations of edgepaths:

$$\begin{aligned} [a + \gamma] &= \langle a + p_k/q_k \rangle - \langle a + p_{k-1}/q_{k-1} \rangle - \dots - \langle a + p_2/q_2 \rangle - \langle a + p_1/q_1 \rangle, \\ [1/(a + \gamma)] &= \langle 1/(a + p_k/q_k) \rangle - \langle 1/(a + p_{k-1}/q_{k-1}) \rangle \\ &\quad - \dots - \langle 1/(a + p_2/q_2) \rangle - \langle 1/(a + p_1/q_1) \rangle, \\ [-\gamma] &= \langle -p_k/q_k \rangle - \langle -p_{k-1}/q_{k-1} \rangle - \dots - \langle -p_2/q_2 \rangle - \langle -p_1/q_1 \rangle. \end{aligned}$$

### Edgepath $\lambda'_s(\vec{T})$

We define  $\Gamma_s(K)$  step by step. We first define an edgepath  $\lambda'_s(\vec{T})$  for an oriented rational tangle  $\vec{T}$  corresponding to  $0 < P/Q < 1$ .

First, assume that  $\vec{T}$  corresponds to  $P/Q = [0, a] = 1/a$  with  $a \geq 2$ . Let  $\vec{D}$  be the standard diagram of  $\vec{T}$ . If the sign of crossings in  $\vec{D}$  is positive, we define  $\lambda'_s(\vec{T})$  to be an edgepath  $\langle 1 \rangle - \langle 1/2 \rangle - \dots - \langle 1/a \rangle$ . If the sign of crossings in  $\vec{D}$  is negative, we define  $\lambda'_s(\vec{T})$  to be an edgepath  $\langle 0 \rangle - \langle 1/a \rangle$ .

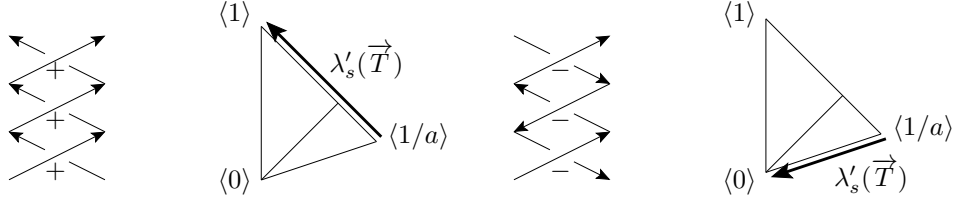


FIGURE 8. Diagrams and edgepaths  $\lambda'_s$  for  $1/a$ -tangles.

Next, as an induction hypothesis, we assume that  $\lambda'_s(\vec{T}_A)$  is defined for any  $\vec{T}_A$  with the standard continued fraction  $[0, a_2, a_3, \dots, a_k]$  of length  $k$  for some  $k \geq 2$ . For  $\vec{T}_A$  and an integer  $a \geq 1$ , let  $\vec{T}_B$  be an oriented tangle corresponding to  $[0, a, a_2, a_3, \dots, a_k]$  of length  $k + 1$ . The orientation of  $\vec{T}_B$  is naturally determined by the orientation of  $\vec{T}_A$ .  $\lambda'_s(\vec{T}_B)$  is defined by using  $1/(a + \lambda'_s(\vec{T}_A))$ .

- (1) Assume that  $\vec{T}_A$  is of type  $V_\infty$  or  $V_1$ .  $\lambda'_s(\vec{T}_A)$  is an edgepath  $\langle p_n/q_n \rangle - \dots - \langle p_1/q_1 \rangle$  with  $p_n/q_n = 1$ . Then, we define  $\lambda'_s(\vec{T}_B)$  to be an edgepath  $\langle 0 \rangle - [1/(a + \lambda'_s(\vec{T}_A))] = \langle 0 \rangle - \langle 1/(a + p_n/q_n) \rangle - \dots - \langle 1/(a + p_1/q_1) \rangle$ , where  $1/(a + p_n/q_n) = 1/(a + 1)$ .
- (2) Assume that  $\vec{T}_A$  is of type  $D_\infty$  or  $D_0$ .  $\lambda'_s(\vec{T}_A)$  is an edgepath  $\langle p_n/q_n \rangle - \dots - \langle p_1/q_1 \rangle$  with  $p_n/q_n = 0$ . Then, we define  $\lambda'_s(\vec{T}_B)$  to be an edgepath  $\langle 0 \rangle - [1/(a + \lambda'_s(\vec{T}_A))] = \langle 0 \rangle - \langle 1/(a + p_n/q_n) \rangle - \dots - \langle 1/(a + p_1/q_1) \rangle$ , where  $1/(a + p_n/q_n) = 1/a$ .
- (3) Assume that  $\vec{T}_A$  is of type  $H_0$  or  $H_1$ .  $\lambda'_s(\vec{T}_A)$  is an edgepath  $\langle p_n/q_n \rangle - \dots - \langle p_1/q_1 \rangle$  with  $p_n/q_n = 0$ . Then, we define  $\lambda'_s(\vec{T}_B)$  to be an edgepath  $\langle 1 \rangle - \langle 1/2 \rangle - \dots - \langle 1/(a - 1) \rangle - [1/(a + \lambda'_s(\vec{T}_A))] = \langle 1 \rangle - \langle 1/2 \rangle - \dots - \langle 1/(a - 1) \rangle - \langle 1/(a + p_n/q_n) \rangle - \dots - \langle 1/(a + p_1/q_1) \rangle$ , where  $1/(a + p_n/q_n) = 1/a$ .

In Figure 9, an edgepath  $1/(a + \lambda'_s(\vec{T}_A))$  is depicted by a solid curve, added edges are shown by a dotted line, and  $\lambda'_s(\vec{T}_B)$  is expressed by the combination of a solid curve and a dotted line.  $\lambda'_s$  has been defined inductively.

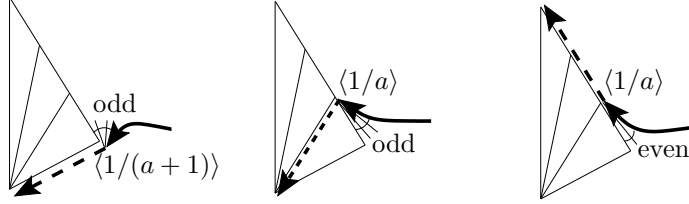


FIGURE 9.  $1/(a + \lambda'_s(\vec{T}_A))$  and  $\lambda'_s(\vec{T}_B)$  for  $\lambda'_s(\vec{T}_A)$  of type  $V_*$ ,  $D_*$  and  $H_*$

### Edgepath $\gamma_s(\vec{T})$

Next, with the edgepath  $\lambda'_s$ , we define the edgepath  $\gamma_s(\vec{T})$  for an oriented tangle  $\vec{T}$  corresponding to a non-integral  $P/Q$

First, we think about an oriented  $R/S$ -tangle with positive non-integral  $R/S$ . Assume that  $z$  is the integer part of  $R/S$  and  $P/Q$  is the fractional part, that is,  $R/S = z + P/Q$  where  $z \geq 0$  is an integer and  $P/Q$  satisfies  $0 < P/Q < 1$ . Let  $\vec{T}_A$  be an oriented  $P/Q$ -tangle. Let  $\vec{T}_B$  be an oriented  $R/S$ -tangle whose orientation is derived from  $\vec{T}_A$ . We define  $\gamma_s(\vec{T}_B)$  as a type III edgepath  $\langle \infty \rangle - [z + \lambda'_s(\vec{T}_A)]$  if  $\vec{T}_A$  is of type  $V_*$  or  $D_*$ , and as a type II edgepath  $\langle 0 \rangle - \langle 1 \rangle - \dots - \langle z-1 \rangle - [z + \lambda'_s(\vec{T}_A)]$  if  $\vec{T}_A$  is of type  $H_*$ .

Next, we think about an oriented  $R/S$ -tangle with negative non-integral  $R/S$ . Let  $\vec{T}'_A$  be an  $R/S$ -tangle with negative  $R/S$ . Let  $\vec{T}'_B$  be an  $|R/S|$ -tangle obtained from  $\vec{T}'_A$  by taking mirror image with respect to the paper plane. We define  $\gamma_s(\vec{T}'_A) = [-\gamma_s(\vec{T}'_B)]$ .

### Edgepath system $\Gamma_s(K)$

Last, we define the edgepath system  $\Gamma_s(K)$  for a Montesinos knot  $K$ .

We give an orientation to a Montesinos knot  $K$ . Though there are two choices of orientation, they will give the same consequence eventually. As an orientation is given to  $K$ , an orientation is given also to each rational tangle  $T_i$  of  $K$ , so let  $\vec{T}_i$  denote the oriented tangle.

For each oriented tangle  $\vec{T}_i$ , an edgepath  $\gamma_{s,i} = \gamma_s(\vec{T}_i)$  is uniquely determined as described above. Let  $\Gamma_s$  denote the edgepath system obtained by collecting  $\gamma_{s,i}$  for each  $\vec{T}_i$  of a Montesinos knot  $K$ .

In [HO89], an edgepath system of a Seifert surface is constructed as an edgepath system satisfying “turning number condition” and “penultimate vertex condition”. We can confirm that  $\Gamma_s(K)$  satisfies these conditions and coincides with the edgepath system of a Seifert surface described in [HO89]. Hence, we have the following.

**Lemma 3.2.** *For a Montesinos knot  $K$ , the edgepath system  $\Gamma_s(K)$  is the edgepath system of a Seifert surface.*

**3.3. Boundary slopes and the numbers of positive/negative crossings.** In this part, we prove the following lemma, which relates numerical boundary slopes and the numbers of positive/negative crossings.

**Lemma 3.3.** *Let  $K$  be a Montesinos knot. Let  $\Gamma_{\text{inc}}$ ,  $\Gamma_{\text{dec}}$  and  $\Gamma_s$  denote the monotonically increasing edgpath system, the monotonically decreasing edgpath system and the edgpath system of a Seifert surface defined above for  $K$ .  $D$  is the standard diagram of  $K$ . Then, the following identities hold:*

$$\begin{aligned}\text{slope}(\Gamma_{\text{inc}}) &= \text{twist}(\Gamma_{\text{inc}}) - \text{twist}(\Gamma_s) = -2C_-(D), \\ \text{slope}(\Gamma_{\text{dec}}) &= \text{twist}(\Gamma_{\text{dec}}) - \text{twist}(\Gamma_s) = 2C_+(D).\end{aligned}$$

*Proof.* Recall that edgpath systems  $\Gamma_{\text{inc}}$ ,  $\Gamma_{\text{dec}}$  and  $\Gamma_s$  are defined by  $\Gamma_{\text{inc}} = (\gamma_{\text{inc},i})$ ,  $\Gamma_{\text{dec}} = (\gamma_{\text{dec},i})$  and  $\Gamma_s = (\gamma_{s,i})$ . The twist of an edgpath system is the sum of the twists of all edgpaths in the edgpath system.

On the other hand, the oriented knot diagram  $\vec{D}$  of the standard diagram  $D$  is a combination of standard tangle diagrams  $\vec{D}_1, \vec{D}_2, \dots, \vec{D}_N$ . Hence, the number of positive/negative crossings of  $\vec{D}$  is the sum of numbers of positive/negative crossings of each  $\vec{D}_i$ .

We first prepare the following claim.

**Claim 3.4.** *Assume that  $\vec{T}$  is an oriented  $P/Q$ -tangle with  $0 < P/Q < 1$ .  $T$  denotes the unoriented  $P/Q$ -tangle. Let  $\lambda_{\text{dec}}(T)$  and  $\lambda_{\text{inc}}(T)$  denote the monotonically decreasing basic edgpath and the monotonically increasing basic edgpath for the tangle  $T$ .  $\lambda'_s(\vec{T})$  is an edgpath defined above for an oriented tangle  $\vec{T}$ . Let  $\vec{D}$  denote the oriented standard diagram of  $\vec{T}$ . For  $\lambda_{\text{dec}}(T)$ ,  $\lambda_{\text{inc}}(T)$ ,  $\lambda'_s(\vec{T})$  and  $\vec{D}$ , the following identities hold.*

$$\begin{aligned}\text{twist}(\lambda_{\text{inc}}(T)) - \text{twist}(\lambda'_s(\vec{T})) &= -2C_-(\vec{D}), \\ \text{twist}(\lambda_{\text{dec}}(T)) - \text{twist}(\lambda'_s(\vec{T})) &= 2C_+(\vec{D}),\end{aligned}$$

where  $C_+(\vec{D})$  and  $C_-(\vec{D})$  denote the number of positive/negative crossings in  $\vec{D}$  respectively.

These are shown by following the definition of each edgpath and edgpath system and by comparing twists and the numbers of crossings.

*Proof of Claim 3.4.* First, we prove this claim for  $1/a$  tangles ( $a \geq 2$ ). The standard diagram and three edgpaths are shown for each of two oriented  $1/a$ -tangles in Figure 10.

- In the case  $\vec{T}$  has positive crossings, edgpaths are

$$\begin{aligned}\lambda_{\text{inc}}(T) &= \langle 1 \rangle - \langle 1/2 \rangle - \dots - \langle 1/a \rangle, \quad \lambda_{\text{dec}}(T) = \langle 0 \rangle - \langle 1/a \rangle, \\ \lambda'_s(\vec{T}) &= \langle 1 \rangle - \langle 1/2 \rangle - \dots - \langle 1/a \rangle.\end{aligned}$$

The number of crossings are

$$C_+(\vec{D}) = a, \quad C_-(\vec{D}) = 0.$$

Twists are

$$\begin{aligned}\text{twist}(\lambda_{\text{inc}}(T)) &= -2(a-1), \quad \text{twist}(\lambda_{\text{dec}}(T)) = 2, \\ \text{twist}(\lambda'_s(\vec{T})) &= -2(a-1).\end{aligned}$$

Hence, we have

$$\begin{aligned} \text{twist}(\lambda_{\text{inc}}(T)) - \text{twist}(\lambda'_s(\vec{T})) &= 0 = -2C_-(\vec{D}), \\ \text{twist}(\lambda_{\text{dec}}(T)) - \text{twist}(\lambda'_s(\vec{T})) &= 2a = 2C_+(\vec{D}). \end{aligned}$$

- On the other hand, in the case  $\vec{T}$  has negative crossings, we have:

$$\begin{aligned} \lambda_{\text{inc}}(T) &= \langle 1 \rangle - \langle 1/2 \rangle - \dots - \langle 1/a \rangle, \quad \lambda_{\text{dec}}(T) = \langle 0 \rangle - \langle 1/a \rangle, \\ \lambda'_s(\vec{T}) &= \langle 0 \rangle - \langle 1/a \rangle. \end{aligned}$$

The numbers of crossings are

$$C_+(\vec{D}) = 0, \quad C_-(\vec{D}) = a.$$

Twists are

$$\text{twist}(\lambda_{\text{inc}}(T)) = -2(a-1), \quad \text{twist}(\lambda_{\text{dec}}(T)) = 2, \quad \text{twist}(\lambda'_s(\vec{T})) = 2.$$

Hence, we have

$$\begin{aligned} \text{twist}(\lambda_{\text{inc}}(T)) - \text{twist}(\lambda'_s(\vec{T})) &= -2a = -2C_-(\vec{D}), \\ \text{twist}(\lambda_{\text{dec}}(T)) - \text{twist}(\lambda'_s(\vec{T})) &= 0 = 2C_+(\vec{D}). \end{aligned}$$

Eventually, we have proved the claim for  $T$  with the standard continued fraction  $[0, a]$  of length 2.

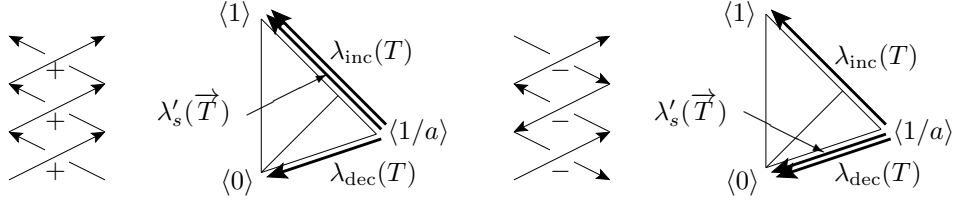


FIGURE 10. Diagrams and edgepaths for  $1/a$ -tangles.

Next, as a hypothesis of induction, assume that the claim is true for  $\vec{T}_A$  with the standard continued fraction  $[0, a_2, \dots, a_k]$  of length  $k$  for fixed  $k \geq 2$ . Hence, we have

$$\begin{aligned} \text{twist}(\lambda_{\text{inc}}(T_A)) - \text{twist}(\lambda'_s(\vec{T}_A)) &= -2C_-(\vec{D}_A), \\ \text{twist}(\lambda_{\text{dec}}(T_A)) - \text{twist}(\lambda'_s(\vec{T}_A)) &= 2C_+(\vec{D}_A). \end{aligned}$$

Assume that  $0 < P/Q < 1$  and  $P/Q = [0, a_2, \dots, a_k]$ . Let  $T_A$  be a rational tangle corresponding to  $P/Q$ . Let  $\vec{T}_A$  be a rational tangle  $T_A$  with either of orientation. Assume that  $a \geq 1$ . Let  $\vec{T}_B$  be a rational tangle with orientation obtained by first taking mirror image with respect to a line from upper left to lower right and then adding a  $1/a$ -tangle below. Note that orientation of  $\vec{T}_B$  is naturally given by the orientation of  $\vec{T}_A$ .  $T_B$  is a rational tangle corresponding to the fraction  $1/(a + P/Q) = [0, a, a_1, a_2, \dots, a_k]$ , which is denoted by  $R/S$ .

Assume that  $\vec{T}_A$  is of type  $V_\infty$  or  $V_1$ . The oriented standard diagram  $\vec{D}_A$  of  $\vec{T}_A$  and the oriented standard diagram  $\vec{D}_B$  of  $\vec{T}_B$  are shown in the top two figures in Figure 11. In the bottom two figures,  $\lambda'_s$ ,  $\lambda_{\text{dec}}$  and  $\lambda_{\text{inc}}$  are depicted for  $\vec{T}_A$  and  $\vec{T}_B$ .

In the bottom right figure, a dotted segment represents added edges, a solid curve is an edgepath obtained from an edgepath for  $\vec{T}_A$  and each of  $\lambda_{\text{inc}}(\vec{T}_B)$ ,  $\lambda_{\text{dec}}(\vec{T}_B)$  and  $\lambda'_s(\vec{T}_B)$  corresponds to the combination of a dotted edge and a solid curve.

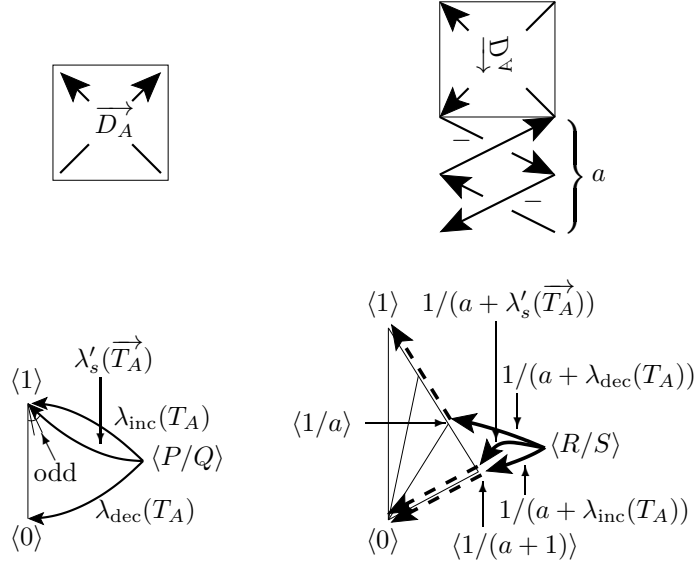


FIGURE 11.  $\vec{D}_A$ ,  $\vec{D}_B$ , edgepaths for  $\vec{T}_A$ , edgepaths for  $\vec{T}_B$  in the case  $\vec{T}_A$  is of  $V_*$

Edgepaths are

$$\begin{aligned} \lambda_{\text{inc}}(T_B) &= \langle 1 \rangle - \langle 1/2 \rangle - \dots - \langle 1/(a-1) \rangle - [1/(a + \lambda_{\text{dec}}(T_A))] \\ &= \langle 1 \rangle - \langle 1/2 \rangle - \dots - \langle 1/a \rangle - \dots - \langle R/S \rangle, \\ \lambda_{\text{dec}}(T_B) &= \langle 0 \rangle - [1/(a + \lambda_{\text{inc}}(T_A))] = \langle 0 \rangle - \langle 1/(a+1) \rangle - \dots - \langle R/S \rangle, \\ \lambda'_s(\vec{T}_B) &= \langle 0 \rangle - [1/(a + \lambda'_s(\vec{T}_A))] = \langle 0 \rangle - \langle 1/(a+1) \rangle - \dots - \langle R/S \rangle. \end{aligned}$$

Signs of crossings invert on taking mirror. From the orientation of the tangle  $\vec{T}_A$ , the sign of crossings of  $1/a$  tangle is negative. Hence, the numbers of crossings are

$$\begin{aligned} C_+(\vec{D}_B) &= C_-(\vec{D}_A), \\ C_-(\vec{D}_B) &= C_+(\vec{D}_A) + a. \end{aligned}$$

On making  $[1/(a + \gamma)]$  from  $\gamma$ , the original edgepath  $\gamma$  is turned roughly upside down. Then, the sign of the effect of an edgepath to the twist inverts. Twists are

$$\begin{aligned} \text{twist}(\lambda_{\text{inc}}(T_B)) &= -2(a-1) - \text{twist}(\lambda_{\text{dec}}(T_A)), \\ \text{twist}(\lambda_{\text{dec}}(T_B)) &= 2 - \text{twist}(\lambda_{\text{inc}}(T_A)), \\ \text{twist}(\lambda'_s(\vec{T}_B)) &= 2 - \text{twist}(\lambda'_s(\vec{T}_A)). \end{aligned}$$

Hence, we have

$$\begin{aligned}
\text{twist}(\lambda_{\text{inc}}(T_B)) - \text{twist}(\lambda'_s(\vec{T}_B)) &= -2a - \text{twist}(\lambda_{\text{dec}}(T_A)) + \text{twist}(\lambda'_s(\vec{T}_A)) \\
&= -2a - 2C_+(\vec{D}_A) = -2C_-(\vec{D}_B), \\
\text{twist}(\lambda_{\text{dec}}(T_B)) - \text{twist}(\lambda'_s(\vec{T}_B)) &= \text{twist}(\lambda'_s(\vec{T}_A)) - \text{twist}(\lambda_{\text{inc}}(T_A)) \\
&= 2C_-(\vec{D}_A) = 2C_+(\vec{D}_B).
\end{aligned}$$

The inductive conclusion has been proved for  $T_A$  of type- $V_*$ . Similarly, the conclusion can be shown if  $T_A$  is of type- $D_*$  or type- $H_*$ . Thus, the claim holds for  $\vec{T}$  if the corresponding fraction has the standard continued expansion of length  $k+1$ . By induction, these are enough to show the lemma.  $\square$

Now we have the following:

**Claim 3.5.** *Let  $\vec{T}$  be the oriented  $P/Q$ -tangle with a non-integral  $P/Q$ .  $T$  denotes the unoriented  $P/Q$ -tangle.  $\vec{D}$  denotes the oriented standard diagram of  $\vec{T}$ .*

*Then, identities*

$$\text{twist}(\gamma_{\text{inc}}(T)) - \text{twist}(\gamma_s(\vec{T})) = -2C_-(\vec{D})$$

and

$$\text{twist}(\gamma_{\text{dec}}(T)) - \text{twist}(\gamma_s(\vec{T})) = 2C_+(\vec{D})$$

hold.

*Proof.* With Claim 3.4, we can show Claim 3.5 similarly to the proof of Claim 3.4. First, in order to show this claim for a non-integral  $P/Q > 0$ , we check the effect on adding integral tangles. Next, in order to show this claim for a non-integral  $P/Q < 0$ , we check the effect on reversing the sign of  $P/Q$ . The standard diagram and edgpaths  $\gamma_{\text{inc}}$ ,  $\gamma_{\text{dec}}$  and  $\gamma_s$  for  $P/Q < 0$  is obtained by taking reflections of the standard diagram and edgpaths for  $|P/Q|$ .  $\square$

By taking sum of identities in Claim 3.5, Lemma 3.3 is proved immediately.  $\square$

### 3.4. Main theorem for an arbitrary standard diagram.

*Proof of the main theorem.* By combining Lemma 3.1 and Lemma 3.3, we easily have the inequality in the statement of the main theorem, for any standard diagram of a Montesinos knot, which may not attain the crossing number.  $\square$

**3.5. A standard diagram attaining the minimal crossing number.** In this final part, concerning Remark 1.2 we confirm that there is a standard diagram attaining the minimal crossing number.

A standard diagram is defined not for an isotopy class of a Montesinos knot but for an expression of a Montesinos knot. A Montesinos knot  $M(P_1/Q_1, \dots, P_{i-1}/Q_{i-1}, P_i/Q_i, P_{i+1}/Q_{i+1}, P_{i+2}/Q_{i+2}, \dots, P_N/Q_N)$  can be isotoped to another Montesinos knot  $M(P_1/Q_1, \dots, P_{i-1}/Q_{i-1}, (P_i/Q_i) \pm 1, (P_{i+1}/Q_{i+1}) \mp 1, P_{i+2}/Q_{i+2}, \dots, P_N/Q_N)$  where the isotopy is just a rotation of one tangle. With repeated usage of this isotopy, a Montesinos knot has infinitely many different expressions as a Montesinos knot. By repeatedly using the above isotopy, every Montesinos knot can be isotoped into another restricted form, which corresponds to a Montesinos knot with a restricted expression. A *restricted expression* of a Montesinos knot is a tuple of fractions satisfying one of

- (i) all  $P_i/Q_i$  is positive,
- (ii) all  $P_i/Q_i$  is negative,
- (iii)  $(P_1/Q_1, P_2/Q_2, \dots, P_N/Q_N)$  includes both positive and negative fractions, and all  $P_i/Q_i$  has absolute value less than 1.

The standard diagram of a Montesinos knot with a restricted expression actually gives a “reduced Montesinos diagram” defined in [LT88]. By the following theorem determining the crossing numbers of Montesinos knots, we see that this standard diagram attains the minimal crossing number.

**Theorem** ([LT88, Theorem 10]). *If a link  $L$  admits an  $n$ -crossing, reduced Montesinos diagram, then  $L$  cannot be projected with fewer than  $n$  crossings.*

In short, any Montesinos knot can be expressed by a restricted expression, and the expression corresponds to the standard diagram which is a minimal diagram.

#### ACKNOWLEDGEMENT

The authors would like to thank Koya Shimokawa for useful conversations.

#### REFERENCES

- [CS84] M. Culler and P.B. Shalen, *Bounded, separating, incompressible surfaces in knot manifolds*, Invent. Math. 75 (1984), 537–545.
- [H99] A.E. Hatcher, *On the boundary curves of incompressible surfaces*, Pacific J. Math. 99 (1982), 373–377.
- [HO89] A.E. Hatcher and U. Oertel, *Boundary slopes for Montesinos knots*, Topology 28 (1989), no. 4, 453–480.
- [Ha] C. Hayashi, private communications.
- [HoSha07] J. HosteHoste and P.D. Shanahan, *Boundary slopes of 2-bridge links determine the crossing number*, Kobe J. Math. 24 (2007), no. 1, 21–39.
- [IM07] K. Ichihara and S. Mizushima, *Bounds on numerical boundary slopes for Montesinos knots*, Hiroshima Math. J. 37 (2007), no. 2, 211–252.
- [IM08] K. Ichihara and S. Mizushima, *Crossing number and diameter of boundary slope set of Montesinos knot* Comm. Anal. Geom. 16 (2008), no.3, 565–589.
- [IMa] K. Ichihara and S. Mizushima, *Lower bounds on boundary slope diameters for Montesinos knots*, to appear in Kyungpook Mathematical Journal, preprint version available at arXiv:math/0703252.
- [IS] M. Ishikawa and K. Shimokawa, *Boundary slopes and crossing numbers of knots*, unpublished preprint.
- [K] Y. Kabaya, in preparation.
- [LT88] W.B.R. Lickorish and M.B. Thistlethwaite, *Some links with non-trivial polynomials and their crossing-numbers*, Comment. Math. Helvetici 63 (1988) 527–539.
- [MMR08] T.W. Mattman, G. Maybrun and K. Robinson, *2-Bridge knot boundary slopes: diameter and genus*, Osaka J. Math. 45(2) (2008) 471–489.
- [M89] K. Murasugi, *On invariants of graphs with applications to knot theory*, Trans. Amer. Math. Soc. 314 (1989), 1–49.
- [R76] D. Rolfsen, *Knots and links*, Mathematics Lecture Series, No. 7. Publish or Perish, Inc., Berkeley, Calif., 1976.
- [Y07] Y. Yamaoka, *Boundary slopes and crossing numbers of 2-bridge knots*, Master Thesis, Saitama University, 2007.

SCHOOL OF MATHEMATICS EDUCATION, NARA UNIVERSITY OF EDUCATION, TAKABATAKE-CHO, NARA 630–8528, JAPAN

*E-mail address:* [ichihara@nara-edu.ac.jp](mailto:ichihara@nara-edu.ac.jp)

DEPARTMENT OF MATHEMATICAL AND COMPUTING SCIENCES, TOKYO INSTITUTE OF TECHNOLOGY, 2–12–1 OHOKAYAMA, MEGURO, TOKYO 152–8552, JAPAN

*E-mail address:* [mizusima@is.titech.ac.jp](mailto:mizusima@is.titech.ac.jp)