

# Optimal Resource Allocation in Random Networks with Transportation Bandwidths

C. H. Yeung and K. Y. Michael Wong

Department of Physics, The Hong Kong University of Science and Technology, Hong Kong, China

(Dated: March 12, 2019)

We apply statistical physics to study the task of resource allocation in random sparse networks with limited bandwidths for the transportation of resources along the links. Useful algorithms are obtained from recursive relations. *Bottlenecks* emerge when the bandwidths are small, causing an increase in the fraction of idle links. For a given total bandwidth per node, the efficiency of allocation increases with the network connectivity. In the high connectivity limit, we find a phase transition at a critical bandwidth, above which clusters of balanced nodes appear, characterised by a profile of homogenized resource allocation similar to the Maxwell's construction.

PACS numbers: 02.50.-r, 05.20.-y, 89.20.-a

## I. INTRODUCTION

Analytical techniques developed in the statistical physics of spin models have been widely employed in the analysis of systems in a wide variety of fields, such as neural networks [1, 2], econophysical models [3], and error-correcting codes [2, 4]. Analogy is drawn between the interactions and dynamics commonly present in the spin models and other systems. Consequently, notions such as cost functions and noises can find their corresponding physical quantities in spin models. This parallelism contributes to the success of statistical mechanics in various fields.

Recently, a statistical physics perspective was successfully applied to the problem of resource allocation on sparse random networks [5, 6]. Resource allocation is a well known network problem in the areas of computer science and operations management [7, 8]. It is relevant to applications such as load balancing in computer networks, reducing Internet traffic congestion, and streamlining network flow of commodities [9, 10]. In a typical setup, each node of the network has its own demand or supply of resources, and the task is to transport the resources through the links to satisfy the demands while a global transportation cost function is optimized.

The work in [5, 6] can be extended to consider the effects of bandwidths of the transportation links. In communication networks, connections usually have assigned bandwidths. The significance of finite bandwidths was recently recognized in several similar problems. Bandwidths limit the currents flowing in the links or, in equivalent models, the interaction strengths defined on the links connecting the site variables. For example, transportation problems with global constraints on interaction strengths were studied, through a model of transportation network with limited total conductance [11], and another model of transportation network with limited total pipe volume or surface area which increase the resistance of pipes [12]. Among these studies, constraints on interaction strengths were implemented as limits on conductance.

The purpose of this paper is twofold. First, we demonstrate the close relation between statistical mechanics and distributed algorithms. Such close relations have facilitated statistical mechanics to provide insights to a number of principled algorithms recently, as illustrated by the relation between Bethe approximation and error-correcting codes [2, 13, 14], and probabilistic inference [15], as well as the replica symmetry-breaking ansatz and the survey propagation algorithm in  $K$ -satisfiability problems [16]. These contributions were made in problems with discrete variables. For the resource allocation problem involving continuous variables, two efficient algorithms were proposed in [5, 6]. The first one adopted the cavity approach in statistical mechanics and generalized the message-passing algorithms for discrete variables. The second algorithm, known as the price iteration algorithm, expresses the current variables in terms of their dual variables, namely, the chemical potentials (or the storage prices), and iterates their stationary equations. In this paper, we extend the Bethe approximation to the resource allocation on networks with finite bandwidths. Since bandwidths limit the currents along the links, both the message-passing and price iteration algorithms for the case of infinite bandwidths have to be modified. Recursion relations of the modified free energy result in useful local algorithms, enabling us to find the optimal solutions without the need of a global optimizer.

The second purpose is to study the behavior of the optimized networks when the connectivity and bandwidth changes, using insights generated from the recursion relations of the free energy. In [5, 6], scaling properties with respect to the network connectivity and the resource availability are found. Here, as will be discussed, we observe a number of interesting physical phenomena in networks with finite bandwidths. For example, there is the emergence of *bottlenecks* when the bandwidth decreases, resulting in the shrinking of the fraction of unsaturated links. We also identify the correlations between the capacities of the nodes and their roles as sources, sinks and relays. We find that resources are more efficiently distributed with increasing connectivity. Scaling relations are found in the distributions of currents and chemi-

cal potentials. In the high connectivity limit, we find a phase transition at a critical bandwidth, above which clusters of balanced nodes appear, characterised by a profile of homogenized resource distribution reminiscent of the Maxwell's construction in thermodynamics. When adapted to scale-free networks, changes in this profile enable us to identify the enhanced homogeneity of resources brought by the presence of hubs to nodes with low connectivity.

The paper is organized as follows. In Section II, we introduce the general model, and the analysis is presented in Section III. We demonstrate the conversion of the derived recursive equations into algorithms in Section IV. In Section V, we compare the analytic solutions with numerical simulations in networks with low connectivity, and report on the bottleneck effect. We will examine the limit of high connectivity in Section VI. We conclude the paper and point out the potential applications of the model in Section VII.

## II. THE MODEL

We address the problem of resource allocation on random sparse networks of nodes and links. Each node of the network has its own supply or demand of resources, and the task is to transport the resources through the links to satisfy the demands while optimizing a cost function of transportation costs. The amount of resources transported through a link is limited by the bandwidth, which leads to extra constraints in the resource allocation problem, as compared with the case of infinite bandwidths [5, 6].

Bandwidth limitations require us to generalize the problem in the following way. In the case of infinite bandwidths, currents along the links can be set arbitrarily large to satisfy the demands of all nodes. Hence hard constraints on the satisfiability of the node demands can be realized, provided that the networkwide supply of resource is greater than their resource demand. On the other hand, in the present model of finite bandwidth, a node with resource demand can still experience shortage even though its neighbors have adequate supply of resources, since the provision of resources can be limited by the bandwidths of the links. Hence, the hard constraints on node satisfaction of the infinite-bandwidth model is replaced by soft constraints, and the energy function is generalized to include the cost of unsatisfaction, or shortage of resources.

Specifically, we consider a network with  $N$  nodes, labelled  $i = 1, \dots, N$ . Each node  $i$  is randomly connected to  $c$  other nodes. The connectivity matrix is given by  $\mathcal{A}_{ij} = 1, 0$  for connected and unconnected node pairs respectively. Except for the discussion on scale-free networks in Section VI B4, we focus on sparse networks, namely, those of intensive connectivity  $c \sim O(1) \ll N$ .

Each node  $i$  has a capacity  $\Lambda_i$  randomly drawn from a distribution  $\rho(\Lambda_i)$ . Positive and negative values of  $\Lambda_i$

correspond to supply and demand of resources respectively. The task of resource allocation involves transporting resources between nodes such that the demands of the nodes can be satisfied to the largest extent. Hence we assign  $y_{ij} \equiv -y_{ji}$  to be the *current* drawn from node  $j$  to  $i$ , aiming at reducing the *shortage*  $\xi_i$  of node  $i$  defined by

$$\xi_i = \max\left(-\Lambda_i - \sum_{(ij)} \mathcal{A}_{ij} y_{ij}, 0\right). \quad (1)$$

The magnitudes of the currents are bounded by the *bandwidth*  $W$ , i.e.,  $|y_{ij}| \leq W$ . For simplicity and clarity, we deal with the case of homogeneous connectivity and bandwidth in the paper, but the analyses and algorithms can be trivially generalized to handle real networks having heterogeneous connectivity and bandwidth.

To minimize the shortage of resources after their allocation, we include in the total cost both the shortage cost and the transportation cost. Hence, the general cost function of the system can be written as

$$E = R \sum_{(ij)} \mathcal{A}_{ij} \phi(y_{ij}) + \sum_i \psi(\Lambda_i, \{y_{ij} | \mathcal{A}_{ij} = 1\}). \quad (2)$$

The summation  $(ij)$  corresponds to summation over all node pairs, and  $\Lambda_i$  is a quenched variable defined on node  $i$ .

In the present model of resource allocation, the first and second terms correspond to the transportation and shortage costs respectively. The parameter  $R$  corresponds to the *resistance* on the currents, and  $\Lambda_i$  is the capacity of node  $i$ . The transportation cost  $\phi(y_{ij})$  can be a general even function of  $y_{ij}$ . (Our model can be generalized to consider transportation costs  $\phi$  that are odd functions of  $y_{ij}$ . In such cases, one simply has to introduce extra quenched variables of the links representing the favored directions of the currents.) In this paper, we consider  $\phi$  and  $\psi$  to be concave functions of their arguments, that is,  $\phi'(y)$  and  $\psi'(\xi)$  are non-decreasing functions. Specifically, we have the quadratic transportation cost  $\phi(y) = y^2/2$ , and the quadratic shortage cost  $\psi(\Lambda_i, \{y_{ij} | \mathcal{A}_{ij} = 1\}) = \xi_i^2/2$ . As considered previously, other concave and continuous functions of  $\phi$ , such as the anharmonic function in [6], result in similar network behavior.

The model can also be extended to probabilistic inference on graphical models [17]. In this context  $y_{ij} = y_{ji}$  may represent the coupling between observables in nodes  $j$  and  $i$ ,  $\phi(y_{ij})$  may correspond to the logarithm of the prior distribution of  $y_{ij}$ , and  $\psi(\Lambda_i, \{y_{ij} | \mathcal{A}_{ij} = 1\})$  the logarithm of the likelihood of the observables  $\Lambda_i$ .

## III. ANALYSIS

The analysis of the model is made convenient by the introduction of the variables  $\xi_i$ . It can be written as the

minimization of Eq. (2) in the space of  $y_{ij}$  and  $\xi_i$ , subject to the constraints

$$\begin{aligned}\Lambda_i + \sum_{(ij)} \mathcal{A}_{ij} y_{ij} + \xi_i &\geq 0, \\ \xi_i &\geq 0,\end{aligned}\quad (3)$$

and the constraints on the bandwidths of the links

$$\begin{aligned}W - y_{ij} &\geq 0, \\ W + y_{ij} &\geq 0.\end{aligned}\quad (4)$$

We consider the dual of the original optimization problem. Introducing Lagrange multipliers to the above inequality constraints, the function to be minimized becomes

$$\begin{aligned}L = &\sum_i \left[ \psi(\xi_i) + \mu_i \left( \Lambda_i + \sum_{(ij)} \mathcal{A}_{ij} y_{ij} + \xi_i \right) + \alpha_i \xi_i \right] \\ &+ \sum_{(ij)} \mathcal{A}_{ij} \left[ R\phi(y_{ij}) + \gamma_{ij}^+(W - y_{ij}) + \gamma_{ij}^-(W + y_{ij}) \right],\end{aligned}\quad (5)$$

with the Kuhn-Tucker condition

$$\begin{aligned}\mu_i \left( \Lambda_i + \sum_{(ij)} \mathcal{A}_{ij} y_{ij} + \xi_i \right) &= 0, \\ \alpha_i \xi_i &= 0, \\ \gamma_{ij}^+(W - y_{ij}) &= 0, \\ \gamma_{ij}^-(W + y_{ij}) &= 0,\end{aligned}\quad (6)$$

and the constraints  $\mu_i \leq 0$ ,  $\alpha_i \leq 0$ ,  $\gamma_{ij}^+ \leq 0$  and  $\gamma_{ij}^- \leq 0$ . Optimizing  $L$  with respect to  $y_{ij}$ , one obtains

$$y_{ij} = Y(\mu_j - \mu_i) \quad (7)$$

$$Y(x) = \max \left\{ -W, \min \left[ W, [\phi']^{-1} \left( \frac{x}{R} \right) \right] \right\}. \quad (8)$$

The Lagrange multiplier  $\mu_i$  is referred to as the chemical potential of node  $i$ , and  $\phi'$  is the derivative of  $\phi$  with respect to its argument. The function  $Y(\mu_j - \mu_i)$  relates the potential difference between nodes  $i$  and  $j$  to the current driven from node  $j$  to  $i$ . For the quadratic cost, it consists of a linear segment between  $\mu_j - \mu_i = \pm WR$  reminiscent of Ohm's law in electric circuits. Beyond this range,  $y$  is bounded above and below by  $\pm W$  respectively. Thus, obtaining the optimized configuration of currents  $y_{ij}$  among the nodes is equivalent to finding the corresponding set of chemical potentials  $\mu_i$ , from which the optimized  $y_{ij}$ 's are then derived from  $Y(\mu_j - \mu_i)$ . This implies that we can consider the original optimization problem in the space of chemical potentials.

The network behavior depends on whether  $\psi'(0)$  is zero or not;  $\psi'(0)$  can be considered as the friction necessary for the chemical potentials to overcome when the short-range changes from zero to nonzero. For the frictionless

case of  $\psi'(0) = 0$ , to which the quadratic  $\psi$  considered in this paper belongs, two types of nodes can be identified. Those nodes  $i$  with excess resources ( $\Lambda_i + \sum_{ij} \mathcal{A}_{ij} y_{ij} > 0$ ) are characterized by  $\mu_i = 0$  and  $\xi_i = 0$ . Those nodes  $i$  with resource shortage are characterized by  $\mu_i < 0$  and  $\xi_i > 0$ .

For the friction case of  $\psi'(0) > 0$ , there is a third type of nodes  $i$  with fully utilized resources ( $\Lambda_i + \sum_{ij} \mathcal{A}_{ij} y_{ij} = 0$ ) and characterized by  $\mu_i < 0$  and  $\xi_i = 0$ .

Three types of links can be identified. Those links  $(ij)$  with  $|y_{ij}| = W$  are referred to as the *saturated* links. Those with  $0 < |y_{ij}| < W$  and  $|y_{ij}| = 0$  are referred to as *unsaturated* and *idle* links respectively.

We introduce the free energy at a temperature  $T \equiv \beta^{-1}$ ,

$$F = -T \ln Z, \quad (9)$$

where  $Z$  is the partition function

$$\begin{aligned}Z = &\prod_{(ij)} \int_{-W}^W dy_{ij} \exp \left[ -\beta \sum_{(ij)} \mathcal{A}_{ij} \phi(y_{ij}) \right. \\ &\left. - \beta \sum_i \psi(\Lambda_i, \{y_{ij} | \mathcal{A}_{ij} = 1\}) \right].\end{aligned}\quad (10)$$

The statistical mechanical analysis of the free energy can be carried out using the replica method or the Bethe approximation, both yielding the same results [6]. The replica approach for networks with finite bandwidths is a direct generalization of the case with infinite bandwidth in [6]. Here, we describe the Bethe approach, whose physical interpretation is more transparent.

In large sparse networks, the probability of finding loops of finite lengths on the network is low, and the local environment of a node resembles a tree. In the Bethe approximation, a node is connected to  $c$  branches of the tree, and the correlations among the branches are neglected. In each branch, nodes are arranged in generations. A node is connected to an ancestor node of the previous generation, and another  $c - 1$  descendent nodes of the next generation.

We consider the vertex  $V(\mathbf{T})$  of a tree  $\mathbf{T}$ . We let  $F(y|\mathbf{T})$  be the free energy of the tree when a current  $y$  is drawn from the vertex by its ancestor node. One can express  $F(y|\mathbf{T})$  in terms of the free energies  $F(y_k|\mathbf{T}_k)$  of its descendents  $k = 1, \dots, c - 1$ ,

$$\begin{aligned}F(y|\mathbf{T}) = &-T \ln \left\{ \prod_{k=1}^{c-1} \left( \int_{-W}^W dy_k \right) \right. \\ &\exp \left[ -\beta \sum_{k=1}^{c-1} F(y_k|\mathbf{T}_k) - \beta R \sum_{k=1}^{c-1} \phi(y_k) \right. \\ &\left. \left. - \beta \psi \left( \max(-\Lambda_{V(\mathbf{T})} - \sum_{k=1}^{c-1} y_k + y, 0) \right) \right] \right\},\end{aligned}\quad (11)$$

where  $\mathbf{T}_k$  represents the tree terminated at the  $k^{\text{th}}$  descendent of the vertex, and  $\Lambda_{V(\mathbf{T})}$  is the capacity of  $V(\mathbf{T})$ .

We then consider the free energy as the sum of two parts,

$$F(y|\mathbf{T}) = N_{\mathbf{T}} F_{\text{av}} + F_V(y|\mathbf{T}), \quad (12)$$

where  $N_{\mathbf{T}}$  is the number of nodes in the tree  $\mathbf{T}$ , and  $F_{\text{av}}$  is the vertex free energy per node.  $F_V(y|\mathbf{T})$  is referred to as the *vertex free energy*. Note that when a vertex is added to a tree, there is a change in the free energy due to the added vertex. In the language of the cavity method [18], the vertex free energies are equivalent to the *cavity fields*, since they describe the state of the system when the ancestor node is absent. From Eq. (12), we obtain a recursion relation for the vertex free energy.

$$\begin{aligned} F_V(y|\mathbf{T}) = & -T \ln \left\{ \prod_{k=1}^{c-1} \left( \int_{-W}^W dy_k \right) \right. \\ & \exp \left[ -\beta \sum_{k=1}^{c-1} F_V(y_k|\mathbf{T}_k) - \beta R \sum_{k=1}^{c-1} \phi(y_k) \right. \\ & \left. \left. - \beta \psi \left( \max(-\Lambda_V(\mathbf{T}) - \sum_{k=1}^{c-1} y_k + y, 0) \right) \right] \right\} - F_{\text{av}}. \end{aligned} \quad (13)$$

Note that  $F_{\text{av}}$  has to be subtracted from the above relation, since the number of nodes increases by 1 when a new vertex is added to the trees.

The average free energy is obtained by considering the average change in the free energy when a vertex is connected to its  $c$  neighbors, resulting in

$$\begin{aligned} F_{\text{av}} = & -T \left\langle \ln \left\{ \prod_{k=1}^c \left( \int_{-W}^W dy_k \right) \right. \right. \\ & \exp \left[ -\beta \sum_{k=1}^c F_V(y_k|\mathbf{T}_k) \right. \\ & \left. \left. - \beta R \sum_{k=1}^c \phi(y_k) - \beta \psi \left( \max(-\Lambda_V - \sum_{k=1}^c y_k, 0) \right) \right] \right\} \right\rangle_{\Lambda}, \end{aligned} \quad (14)$$

where  $\Lambda_V$  is the capacity of the vertex  $V$  fed by  $c$  trees  $\mathbf{T}_1, \dots, \mathbf{T}_c$ , and  $\langle \dots \rangle_{\Lambda}$  represents the average over the distribution  $\rho(\Lambda)$ . Similarly, the shortage distribution is obtained by

$$\begin{aligned} P(\xi) = & \left\langle \frac{\prod_{k=1}^c \left( \int_{-W}^W dy_k \right) \exp \left[ -\beta \sum_{k=1}^c F_V(y_k|\mathbf{T}_k) - \beta R \sum_{k=1}^c \phi(y_k) - \beta \psi \left( \max(-\Lambda_V - \sum_{k=1}^c y_k, 0) \right) \right] \delta[\xi - \max(-\Lambda_V - \sum_{k=1}^c y_k, 0)]}{\prod_{k=1}^c \left( \int_{-W}^W dy_k \right) \exp \left[ -\beta \sum_{k=1}^c F_V(y_k|\mathbf{T}_k) - \beta R \sum_{k=1}^c \phi(y_k) - \beta \psi \left( \max(-\Lambda_V - \sum_{k=1}^c y_k, 0) \right) \right]} \right\rangle_{\Lambda}. \end{aligned} \quad (15)$$

The current distribution can be derived by connecting two nodes, each fed by the trees  $\mathbf{T}_1$  and  $\mathbf{T}_2$  respectively,

$$\begin{aligned} P(y) = & \left\langle \frac{\exp \{ -\beta [F_V(y|\mathbf{T}_1) + F_V(-y|\mathbf{T}_2 + \phi(y))] \}}{\int dy' \exp \{ -\beta [F_V(y'|\mathbf{T}_1) + F_V(-y'|\mathbf{T}_2 + \phi(y'))] \}} \right\rangle_{\Lambda}. \end{aligned} \quad (16)$$

Hence, the average energy per node is given by

$$E_{\text{av}} = \frac{c}{2} \int dy P(y) R \phi(y) + \int d\xi P(\xi) \psi(\xi). \quad (17)$$

In the zero temperature limit, the equations reduce to

$$\begin{aligned} F_V(y|\mathbf{T}) = & \min_{\{y_k | |y_k| \leq W\}} \left[ \sum_{k=1}^{c-1} \left( F_V(y_k|\mathbf{T}_k) + R \phi(y_k) \right) \right. \\ & \left. + \psi \left( \max(-\Lambda_V(\mathbf{T}) - \sum_{k=1}^{c-1} y_k + y, 0) \right) \right] - F_{\text{av}}. \end{aligned} \quad (18)$$

$$\begin{aligned} F_{\text{av}}(y|\mathbf{T}) = & \left\langle \min_{\{y_k | |y_k| \leq W\}} \left[ \sum_{k=1}^c \left( F_V(y_k|\mathbf{T}_k) + R \phi(y_k) \right) \right. \right. \\ & \left. \left. + \psi \left( \max(-\Lambda_V(\mathbf{T}) - \sum_{k=1}^c y_k, 0) \right) \right] \right\rangle_{\Lambda}. \end{aligned} \quad (19)$$

$$\begin{aligned} P(\xi) = & \langle \delta[\xi - \max(-\Lambda_V - \sum_{k=1}^c y_k, 0)] |_{y_k = \arg \min} \\ & [\sum_{k=1}^c (F_V(y_k|\mathbf{T}_k) + R \phi(y_k)) + \psi(\max(-\Lambda_V(\mathbf{T}) - \sum_{k=1}^c y_k, 0))] \rangle_{\Lambda} \end{aligned} \quad (20)$$

$$\begin{aligned} P(y) = & \langle \delta[y - \arg \min (F_V(y'|\mathbf{T}_1) + F_V(-y'|\mathbf{T}_2 + \phi(y')))] \rangle_{\Lambda}. \end{aligned} \quad (21)$$

#### IV. THE MESSAGE-PASSING ALGORITHM

Due to the local nature of the recursion relation (18), the optimization problem can be solved by message-passing approaches, which have been successful in problems such as error-correcting codes [13] and probabilistic inference [15]. However, in contrast to other message-passing algorithms which pass conditional probability estimates of discrete variables to neighboring nodes, the messages in the present context are more complex, since they are free energy functions  $F_V(y|\mathbf{T})$  of the continuous variable  $y$ . Inspired by the success of replacing the function messages by their first and second derivatives in [6], we follow the same route and simplify the messages devised for this problem. Note that the validity of this simplification is not obvious in this problem, owing to the non-quadratic nature of the energy function as a result of the finite bandwidths. These additional constraints increase the complexity of the problem and complicate the messages.

We form two-parameter messages using the first and second derivatives of the vertex free energies. Let  $(A_{ij}, B_{ij}) \equiv (\partial F_V(y_{ij}|\mathbf{T}_j)/\partial y_{ij}, \partial^2 F_V(y_{ij}|\mathbf{T}_j)/\partial y_{ij}^2)$  be the messages passed from node  $j$  to its ancestor node  $i$ , based on the messages received from its descendents in the tree  $\mathbf{T}_j$ . The recursion relation of the message can be obtained by minimizing the vertex free energy in the space of the current adjustments  $\epsilon_{jk}$  drawn from the descendents. We minimize

$$F_{ij} = \sum_{k \neq i} \mathcal{A}_{jk} \left[ A_{jk} \epsilon_{jk} + \frac{1}{2} B_{jk} \epsilon_{jk}^2 + R \phi'_{jk} \epsilon_{jk} + \frac{R}{2} \phi''_{jk} \epsilon_{jk}^2 \right] + \psi(\xi_j), \quad (22)$$

subject to the constraints

$$\sum_{k \neq i} \mathcal{A}_{jk} (y_{jk} + \epsilon_{jk}) - y_{ij} + \Lambda_j + \xi_j \geq 0, \quad (23)$$

$$\xi_j \geq 0,$$

together with the constraints on bandwidths,

$$|y_{jk} + \epsilon_{jk}| \leq W. \quad (24)$$

$\phi'_{jk}$  and  $\phi''_{jk}$  represent the first and second derivatives of  $\phi(y)$  at  $y = y_{jk}$  respectively. We introduce Lagrange multiplier  $\mu_{ij}$  for constraints (23). After optimizing the energy function of node  $j$ , the messages from node  $j$  to  $i$

are given by

$$A_{ij} \leftarrow -\mu_{ij}, \quad (25)$$

$$B_{ij} \leftarrow \begin{cases} 0 & \text{for } h_{ij}^{-1}(0) > 0, \\ \left\{ \sum_{k \neq i} \mathcal{A}_{jk} (R \phi''_{jk} + B_{jk})^{-1} \right. \\ \quad \times \Theta \left[ W - \left| y_{jk} - \frac{R \phi'_{jk} + A_{jk} + \mu_{ij}}{R \phi''_{jk} + B_{jk}} \right| \right] \Big\}^{-1} & \text{for } -\psi'(0) \leq h_{ij}^{-1}(0) \leq 0, \\ \left\{ \psi''(\xi)^{-1} + \sum_{k \neq i} \mathcal{A}_{jk} (R \phi''_{jk} + B_{jk})^{-1} \right. \\ \quad \times \Theta \left[ W - \left| y_{jk} - \frac{R \phi'_{jk} + A_{jk} + \mu_{ij}}{R \phi''_{jk} + B_{jk}} \right| \right] \Big\}^{-1} & \text{for } h_{ij}^{-1}(0) < -\psi'(0), \end{cases} \quad (26)$$

where

$$g_{ij}(x) = [\psi' \circ h_{ij}](x) + x, \quad (27)$$

$$\mu_{ij} = \begin{cases} 0 & \text{for } h_{ij}^{-1}(0) > 0, \\ h_{ij}^{-1}(0) & \text{for } -\psi'(0) \leq h_{ij}^{-1}(0) \leq 0, \\ g_{ij}^{-1}(0) & \text{for } h_{ij}^{-1}(0) < -\psi'(0), \end{cases} \quad (28)$$

and  $h_{ij}(x)$  is defined by

$$h_{ij}(x) = y_{ij} - \Lambda_j - \sum_{k \neq i} \max \left\{ -W, \min \left[ W, y_{jk} - \frac{R \phi'_{jk} + A_{jk} + x}{R \phi''_{jk} + B_{jk}} \right] \right\} \quad (29)$$

These variables can be interpreted as the cavity variables of node  $j$  in the absence of  $i$ , when a current  $y_{ij}$  is drawn from node  $j$ .  $\mu_{ij}$  is the cavity chemical potential of node  $j$ .  $h_{ij}(x)$  is the cavity shortage of resource at node  $j$  when  $\mu_{ij}$  takes the value  $x$ .  $\psi' \circ h_{ij}(x)$  is then the corresponding dissatisfaction cost per unit resource of node  $j$ . The condition that  $\psi' \circ h_{ij}(x) + x = 0$  in Eq. (28) is thus to require the chemical potential to be set at the minus of the dissatisfaction cost per unit resource shortage.

For the frictionless case of  $\psi'(0) = 0$ ,  $\psi'(h)$  changes continuously when  $h$  varies from zero to negative. Hence when  $y_{ij}$  changes,  $\psi' \circ h_{ij}$  changes continuously, resulting in a continuous change in the chemical potential  $\mu_{ij}$  as well as the first derivatives of the vertex free energy function  $A_{ij}$ . Hence, for the quadratic load balancing task, defined by  $\phi(y) = y^2/2$ , the vertex free energies in the recursion relation Eq. (18) will be piecewise quadratic with continuous slopes, with respect to continuous changes of currents  $y_{ij}$ , implying the consistency of the proposed

optimization algorithm. This validates the replacement of the message functions by the two-parameter messages.

Since the messages are simplified to be the first two derivatives of the vertex free energies, it is essential for the nodes to determine the *working points* at which the derivatives are taken. That is, each node needs to estimate the current  $y_{ij}$  drawn by its ancestor. This determination of the working point is achieved by passing additional information-provision messages among the nodes. Here, we describe the method of backward information-provision messages. This is in contrast to conventional message-passing algorithms, in which messages are passed in the forward direction only. An alternative method of forward information-provision messages can also be formulated following [5].

After the minimization of the vertex free energy at a node  $j$ , forward messages  $(A_{ij}, B_{ij})$  are sent forward from node  $j$  to ancestor node  $i$ . Optimal currents  $y_{jk}$  are computed and sent backward from node  $j$  to the descendent nodes  $k \neq i$ . These backward messages serve as a key in information provision to descendents, so that the derivatives in the subsequent messages are to be taken at the updated working points. Minimizing the free energy (22) with respect to  $y_{jk}$ , the backward message is found to be

$$y_{jk} \leftarrow \max \left\{ -W, \min \left[ W, y_{jk} - \frac{R\phi'_{jk} + A_{jk} + \mu_{ij}}{R\phi''_{jk} + B_{jk}} \right] \right\} \quad (30)$$

When implemented on real networks, the nodes are not divided into fixed generations, and there are no fixed ancestors or descendents among the neighbors of a particular node. Individual nodes are randomly chosen and updated, by randomly setting one of its neighbors to be a temporary ancestor. This results in independent updates of the currents  $y_{ij}$  and  $y_{jk}$  in the opposite directions of the same link. To achieve more efficient convergence of the algorithm, we can set  $y_{ij} = -y_{ji}$  during the updates. For the cost function used in this work, we find that this procedure speeds up the balance of demands from the two nodes connected by the link.

An alternative distributed algorithm can be obtained by iterating the chemical potentials of the nodes. The optimal currents are given by Eq. (7) in terms of the chemical potentials  $\mu_i$  which, from Eqs. (1) and (6), are related to their neighbors via

$$\mu_i = \begin{cases} 0 & \text{for } h_i^{-1}(0) > 0, \\ h_i^{-1}(0) & \text{for } -\psi'(0) \leq h_i^{-1}(0) \leq 0, \\ g_i^{-1}(0) & \text{for } h_i^{-1}(0) < -\psi'(0), \end{cases} \quad (31)$$

where  $h_i(x)$  and  $g_i(x)$  are given by

$$\begin{aligned} h_i(x) &= -\Lambda_i - \sum_j \mathcal{A}_{ij} Y(\mu_j - x), \\ g_i(x) &= \psi' \circ h_i(x) + x, \end{aligned} \quad (32)$$

with function  $Y$  again given Eq. (8). This provides a simple local iteration method for the optimization problem in which the optimal currents can be evaluated from the potential differences of neighboring nodes. Simulation results in Section V show that the chemical potential iterations have an excellent agreement with the message-passing algorithm in Eqs.(25)-(29).

We may interpret this algorithm as a price iteration scheme by noting that the Lagrangian in Eq. (5) can be written as

$$L = \sum_{(ij)} \mathcal{A}_{ij} L_{ij} + \text{constant}, \quad (33)$$

where

$$L_{ij} = \phi(y_{ij}) + (\mu_i - \mu_j)y_{ij}. \quad (34)$$

Therefore the problem can be decomposed into independent optimization problems, each for a current on a link.  $\mu_i$  is the storage price per unit resource at node  $i$ , and each problem involves balancing the transportation cost on the link, and the storage cost at node  $i$  less that at node  $j$ , yielding the optimal solution (7). This provides a pricing scheme for the individual links to optimize, which simultaneously optimizes the global performance. The concept is based on the same consideration as those used in distributed adaptive routing algorithms in communication networks [19].

The effectiveness of the price iteration algorithm depends on the precise determination of the storage price, that is, the chemical potentials. From Eqs. (31) and (32), we see that when node  $i$  is short of resources,  $\mu_i = -\psi' \circ h(\mu_i)$ . That is, the storage price at a node is equal to minus the dissatisfaction energy of that node. This means that the algorithm gives bonuses to the link controls instead of charging them, so as to encourage them to station their resources at the nodes with resource shortage. The amount of bonus per unit resource compensates exactly the dissatisfaction energy per unit resource.

For the frictionless case with  $\psi'(0) = 0$ , it can be easily verified that the message-passing algorithm, in the two-parameter approximation, yields solutions identical to the price iteration algorithm, which is exact, as long as the algorithm converges. Suppose that the solution of the message-passing algorithm converges to  $y_{jk} = Y(-A_{jk} - \mu_{ij})$  for all  $k \neq i$  at the steady state, according to Eq. (30). Then the resource shortage of node  $j$  is uniquely determined by Eq. (1), irrespective of the ancestor node  $i$ . According to Eq. (28), the chemical potentials  $\mu_{ij}$  are uniquely determined by the node shortage in both the satisfied and unsatisfied regimes,  $\mu_{ij}$  becomes independent of the ancestor label  $i$ . One can then verify that the chemical potentials are solutions of Eq. (31).

## V. RESULTS AND PHYSICAL IMPLICATIONS

We examine the properties of the optimized networks by first solving the theoretical recursive equation (18) numerically to obtain various quantities of interest, including the energy, the fraction of idle links and saturated links. The results are then compared with the simulation results obtained by the message-passing and price iteration algorithms. All experiments assume a quadratic shortage cost  $\psi(\xi) = \xi^2/2$  for shortage  $\xi$  given in Eq. (3), and a quadratic transportation cost  $\phi(y) = y^2/2$ , and the capacity distribution  $\rho(\Lambda)$  a Gaussian with mean  $\langle \Lambda \rangle$  and variance 1.

To solve numerically the recursive equation (18), we have discretized the vertex free energy functions  $F_V(y|\mathbf{T})$  into a vector, whose  $i^{\text{th}}$  component is the value of the function corresponding to the current  $y_i$ . At each generation of the calculation, a node  $j$  is randomly chosen and its capacity  $\Lambda_j$  is drawn from the distribution  $\rho(\Lambda_j)$ . The node is randomly connected to  $c - 1$  nodes of the previous generation with vertex free energies  $F_V(y_k|\mathbf{T}_k)$ . Then the vertex free energy  $F_V(y|\mathbf{T})$  is found by minimizing the right hand side of Eq. (18) using standard numerical methods for every discretized components of  $y$ , subject to the constraints of  $|y_k| \leq W$ . Thus a new generation of vertex energy functions is generated and the process continue in a recursive manner.

### 1. Effects of Bandwidths

Figure 1 shows the average energy as a function of the bandwidth  $W$ , obtained by, respectively, the message-passing and the price iteration algorithm simulations, and the recursive equation (18). Simulation results collapse almost perfectly with the recursive equation. We find that the average energy increases with decreasing bandwidths. Physically, decreasing bandwidth corresponds to the increasing limitations in the allocation of resources. Thus, it is natural to have higher energy. In the limit of zero bandwidth with small finite connectivity, the solution is equivalent to the initially unoptimized condition. As the bandwidth vanishes, no resources are transported among the network, and the average network energy is given by

$$E = N \int_{-\infty}^0 \frac{\Lambda^2}{2} \rho(\Lambda) d\Lambda. \quad (35)$$

In the limit of zero bandwidth, a link can only be idle or saturated, with no intermediate unsaturated state. A link is idle only if the two connected nodes are satisfied already, with their own initial resources. The probability of finding an idle link is thus determined by the initial resources of the connected nodes, yielding the fraction of idle links as

$$f_{\text{idle}} = \left[ \int_0^\infty \rho(\Lambda) d\Lambda \right]^2 = \frac{1}{4} \left[ 1 - \text{erf} \left( \frac{\langle \Lambda \rangle}{\sqrt{2}} \right) \right]^2, \quad (36)$$

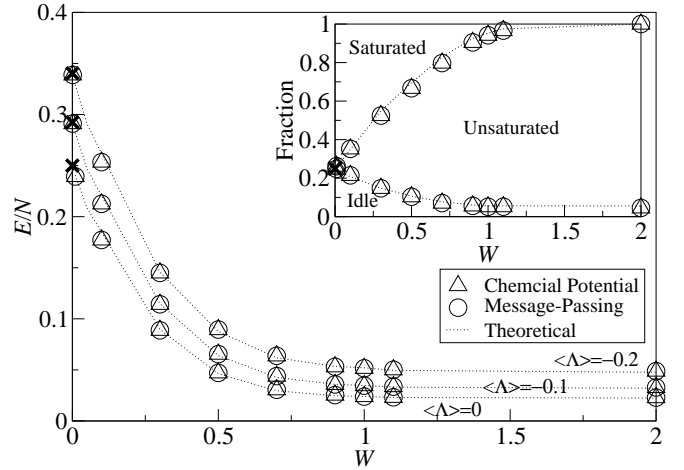


FIG. 1: Simulation results of average energy per node as a function of bandwidth  $W$  for  $N = 1000$ ,  $c = 3$ ,  $R = 0.1$  and  $\langle \Lambda \rangle = 0, 0.1, 0.2$  with 200 samples, as compared to the numerical solution of Eq. (18).  $\times$ 's correspond to the energy in the zero bandwidth limit as obtained from Eq. (35). Inset: The fraction of idle, unsaturated and saturated links as a function of bandwidth for  $\langle \Lambda \rangle = 0$ .  $\times$  corresponds to  $f_{\text{idle}}$  in the zero bandwidth limit as obtained from Eq. (36).

where the last equality is specific to the Gaussian  $\rho(\Lambda)$ . The fraction of saturated link is indeed given by  $1 - f_{\text{idle}}$ . The corresponding limit is shown in the inset of Fig. 1, which is consistent with the simulation results.

### 2. Bottleneck Effect

Another interesting physical consequence of decreasing bandwidth is also shown in the inset of Fig. 1. We note that as the bandwidth decreases, the fraction of saturated link increases, which is a direct consequence of the attempt to minimize the shortages of nodes fed by the saturated links. A similar agreement would lead us to anticipate a decreasing fraction of idle links as the bandwidth decreases, since more links should participate in the task of resource allocation. Surprisingly, we notice an increasing fraction of idle links as the bandwidth decreases, in contrast with our anticipation.

This is a consequence of the *bottleneck effect*, as illustrated in Fig. 2. When the bandwidth decreases, resources transferred from the secondary neighbors may become redundant since resources from nearest neighbors already saturate the link to the dissatisfied node, which can therefore be considered as a bottleneck in transportation. This makes the resource distribution among the nodes less uniform, since resources are less free to be transported through the links. As a result, more nodes are having either excess resources or large shortage, leading to a higher network energy. On the other hand, the existence of these bottlenecks confirm the efficiency of our algorithms, since redundant flows to distant nodes are eliminated.

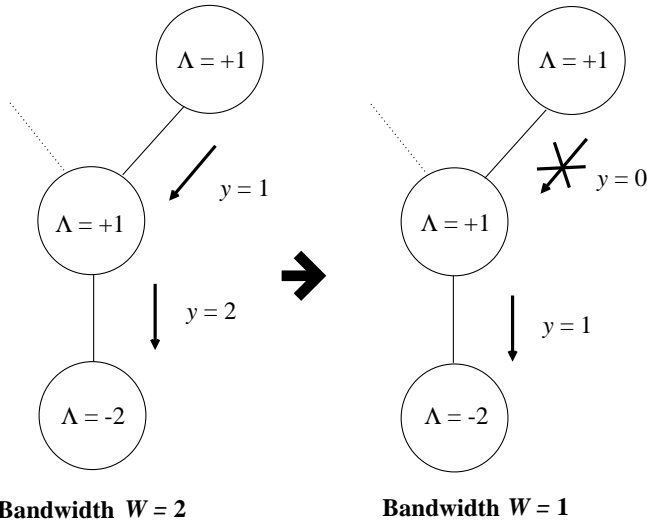


FIG. 2: An example of bottleneck effect.

The existence of bottlenecks is common in many real networks. Among the most common examples are bottlenecks occurring in traffic congestions. Further studies can be carried out to minimize the bottleneck effect, such as using heterogeneous bandwidths for different links. The highway is an example of enlarging the bandwidth on a link with heavy traffic. Similar considerations have been applied to routing of traffic on telecommunication networks [19].

### 3. Density of Saturated Links and Its Physical Implications

To study the roles played by the different nodes in resource allocation, we consider the example of networks with  $c = 3$  and very negative  $\langle \Lambda \rangle$ , so that all resources in the networks have to be utilized for optimization. We classify the nodes into four classes, the nodes of each class having  $n_{\text{sat}} = 0$  to 3 saturated links connected to them. Figure 3 shows the conditional capacity distribution of these four classes.

For nodes having no saturated links, their participation in the optimization task is relatively inactive, and their capacity distribution is approximately Gaussian with an average  $\langle \Lambda \rangle$ . For nodes having one saturated link, two peaks are found around  $\Lambda - W$  and  $\Lambda + W$  in the conditional capacity distribution, respectively corresponding to nodes acquiring resources from or providing resources to their neighbors, in order to lower the global shortage cost.

For nodes having two saturated links, we obtain a trimodal distribution. The right and the left peaks at around  $\Lambda + 2W$  and  $\Lambda - 2W$  correspond to resource donors and receptors respectively, which export or import resources, saturating two of the connected links. The central peak at  $\Lambda$  corresponds to nodes with initial resources close to the average value. These nodes have little ten-

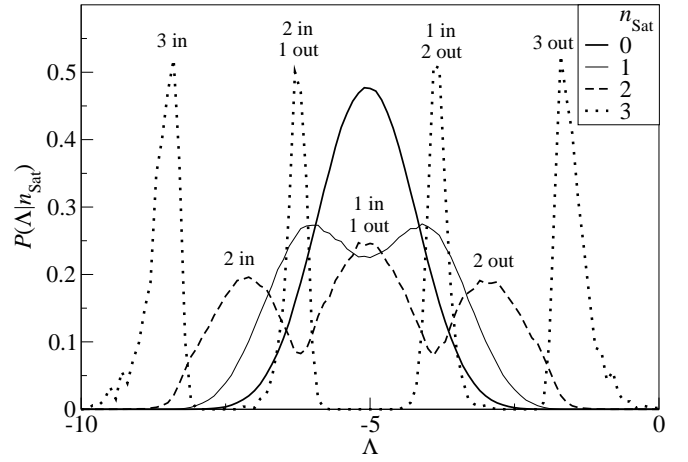


FIG. 3: The distribution of initial resource  $\Lambda$  given different number of saturated links  $n_{\text{Sat}}$  after optimization for  $N = 1000$ ,  $\langle \Lambda \rangle = -5$ ,  $c = 3$ ,  $R = 0.1$  and  $W = 1$  with 4000 samples.

dency to donate resources to their neighbors or receive from them. Thus they are referred as *relays* which participate in optimization by transferring resources from one neighbor to another. For nodes with three saturated links, we observe a *four-modal* distribution. Similarly, the rightmost and the leftmost peaks correspond to *sources* and *sinks* of resources respectively. The middle-right and the middle-left peaks correspond to *source-like relays* and *sink-like relays* respectively, namely, they serve partially as relays and partially as sources and sinks. All these distributions show the strong dependence of the number of saturated links of a node on its own initial resources, which identify an inborn optimization role for each node during the resource allocation.

## VI. THE HIGH CONNECTIVITY LIMIT

The optimal network behavior can be studied analytically in the limit of high connectivity. In this limit, the bandwidth of the links plays an important role in the scaling laws of the physical quantities of interest. Two cases will be considered in this section. In the first case, the bandwidths of the individual links remains constant when the connectivity scales up. This increases the total available bandwidth connecting a node, and hence the freedom in resource allocation.

In the second case, we scale the bandwidth of the individual links as  $c^{-1}$  when the connectivity  $c$  scales up. Hence, the total available bandwidth connecting the individual nodes is conserved, but the burden of transporting resources is divided into smaller currents shared by a larger number of neighbors.

To further simplify the analysis, we set  $\phi(y) = y^2/2$ ,  $\psi(\xi) = \xi^2/2$  and  $R \sim O(1)$  in the subsequent derivations.



### A. High Connectivity with Non-vanishing Bandwidths

#### 1. The Optimal Solution

In the high connectivity limit, the magnitudes of the currents in individual links are reduced, owing to the division of the transportation burden among the links. Since the bandwidths remain constant, the fraction of saturated links becomes negligible. Hence, Eq. (26) converges to the result

$$B_{ij} = \Theta(-\mu_{ij}) \frac{R}{c}. \quad (37)$$

At the steady state, all current adjustments  $\epsilon_{jk}$  vanish, reducing Eq. (30) to

$$y_{jk} = \frac{1}{R} (A_{ij} - A_{jk}). \quad (38)$$

Thus, Eq. (28) for  $\mu_{ij}$  in the message-passing algorithms can be simplified to

$$A_{ij} = \max \left\{ \left( 1 + \frac{c}{R} \right)^{-1} \left[ y_{ij} - \Lambda_j + \frac{1}{R} \sum_{k \neq i} \mathcal{A}_{jk} A_{jk} \right], 0 \right\}, \quad (39)$$

where we have approximated  $c-1$  by  $c$ . This expression of  $A_{ij}$  corresponds to the shortage on node  $j$  after optimization for the quadratic cost  $\psi'(\xi) = \xi$ . We then utilize the fact that the messages from the descendents are independent to each other. This allows us to express the collective effects of the descendents on a node in terms of the statistical properties of the descendents. By virtue of the law of large numbers, it is sufficient to consider the mean  $m_A$  and the variance  $\sigma_A^2$  of the messages  $A_{jk}$ . In Eq. (39), the term  $y_{ij}$  is negligible in the limit of high connectivity. After applying the law of large number to the term  $\sum_k \mathcal{A}_{jk} A_{jk}$ , we can write

$$A_{ij} = \max \left( \frac{cm_A - R\Lambda_j}{c + R}, 0 \right). \quad (40)$$

Averaging over  $\Lambda_j$ , which is drawn from a Gaussian distribution of mean  $\langle \Lambda \rangle$  and variance 1, we obtain a self-consistent expression for  $m_A$ ,

$$\langle \Lambda \rangle + m_A = \frac{1}{\sqrt{2\pi}} \exp \left[ -\frac{1}{2} \left( \frac{cm_A}{R} - \langle \Lambda \rangle \right)^2 \right] - \left( \frac{cm_A}{R} - \langle \Lambda \rangle \right) H \left( \frac{cm_A}{R} - \langle \Lambda \rangle \right), \quad (41)$$

where  $H(x) = \frac{1}{2}[1 - \text{erf}(x/\sqrt{2})]$ . In the limit of high connectivity, this further implies

$$m_A = -\langle \Lambda \rangle \Theta(-\langle \Lambda \rangle). \quad (42)$$

This equation relates the average shortage  $m_A$  after optimization to the average initial resources  $\langle \Lambda \rangle$  of the system, implying a uniform resource redistribution in the

large connectivity limit. Given a negative  $\langle \Lambda \rangle$ , the equation implies no nodes are keeping excess resources relative to the average  $\langle \Lambda \rangle$ . All excess initial resources are redistributed to achieve a global optimized state. We note that the currents scale as  $(c + R)^{-1}$ , resulting in a much smaller transportation cost compared with the shortage cost when the connectivity increases. This allows the re-allocation of initial resources through vanishing currents to minimize the shortage cost. The sum of  $c$  currents of  $O[(c + R)^{-1}]$  results in a total resource transport of  $O(1)$  transported to or from a node. It provides an extremely large freedom in resource allocation. For positive  $\langle \Lambda \rangle$ , the average shortage  $m_A$  vanishes in the limit high connectivity limit, corresponding to a zero fraction of unsatisfied nodes. Hence, increasing connectivity results in better resource allocation of the system.

#### 2. The Current Distribution

We obtain the current distribution by combining the expression for  $A_{ij}$  in Eq. (40) with the equation for current in Eq. (38), such that

$$y_{ij} = \frac{1}{c + R} \left[ \max \left( \frac{cm_A}{R} - \Lambda_i, 0 \right) - \max \left( \frac{cm_A}{R} - \Lambda_j, 0 \right) \right]. \quad (43)$$

Hence the current distribution is given by

$$P(y) = \int d\Lambda_1 \rho(\Lambda_1) \int d\Lambda_2 \rho(\Lambda_2) \delta \left\{ y - \frac{1}{c + R} \left[ \max \left( \frac{cm_A}{R} - \Lambda_1, 0 \right) - \max \left( \frac{cm_A}{R} - \Lambda_2, 0 \right) \right] \right\}. \quad (44)$$

For the Gaussian distribution  $\rho(\Lambda)$ , we obtain

$$P(y) = H^2(\chi) \delta(y) + \sqrt{\frac{2}{\pi}} (c + R) H(\chi) \exp \left[ -\frac{1}{2} ((c + R)y - \chi)^2 \right] + \frac{c + R}{\sqrt{\pi}} H \left( \frac{(c + R)y - 2\chi}{\sqrt{2}} \right) \exp \left[ -\frac{1}{4} ((c + R)^2 y^2) \right], \quad (45)$$

where  $\chi \equiv cm_A/R - \langle \Lambda \rangle$ . This shows that the rescaled distribution  $P[(c + Ry)]/(c + R)$  is independent of  $c$  and solely dependent on  $\langle \Lambda \rangle$ . This confirms that the currents scale as  $(c + R)^{-1}$  as the connectivity increases, as described before. For negative  $\langle \Lambda \rangle$ ,  $\chi \gg 1$  in the high connectivity limit, and the current distribution reduces to

$$P(y) = \frac{c + R}{\sqrt{\pi}} \exp \left[ -\frac{(c + R)^2 y^2}{4} \right]. \quad (46)$$

Physically, the disappearance of the term  $\delta(y)$  in the expression of the current distribution for negative  $\langle\Lambda\rangle$  implies that none of the nodes are holding excess resources relative to the average  $\langle\Lambda\rangle$ , reproducing our conclusion from Eq. (42).

### 3. The Chemical Potential Distribution

Consider the chemical potential of a central node 0 fed by  $c$  descendents. Introducing Lagrange multipliers, the Lagrangian becomes

$$L = \frac{\xi_0^2}{2} + \mu \left( \Lambda_0 + \sum_{j=1}^c y_{0j} + \xi_0 \right) + \alpha \xi_0 + \sum_{j=1}^c \left[ \frac{R y_{0j}^2}{2} + A_{0j} y_{0j} + \Theta(-\mu_{0j}) \frac{R y_{0j}^2}{2c} + \lambda_{0j}^+(W - y_{0j}) + \lambda_{0j}^-(W + y_{0j}) \right]. \quad (47)$$

The currents are given by  $y_{0j} = (-A_{0j} - \mu)/R$ , and the chemical potential is given by

$$\mu = \frac{1}{1 + \frac{c}{R}} \min \left( \Lambda_0 - \frac{1}{R} \sum_{j=1}^c A_{0j}, 0 \right). \quad (48)$$

Using the statistical properties of  $A_{0j}$  in the high connectivity limit, the approximate expression for  $\mu$  becomes

$$\mu = \frac{1}{1 + \frac{c}{R}} \min \left( \Lambda_0 - \frac{c m_A}{R}, 0 \right). \quad (49)$$

For Gaussian distribution of the initial resource, we derive the chemical potential distribution given by

$$P(\mu) = \frac{1 + \frac{c}{R}}{\sqrt{2\pi}} \exp \left\{ -\frac{1}{2} \left[ \left( 1 + \frac{c}{R} \right) \mu + \chi \right]^2 \right\} \Theta(-\mu) + H(\chi) \delta(\mu). \quad (50)$$

For negative  $\langle\Lambda\rangle$ , the distribution becomes

$$P(\mu) = \frac{1 + \frac{c}{R}}{\sqrt{2\pi}} \exp \left\{ -\frac{1}{2} \left[ \left( 1 + \frac{c}{R} \right) (\mu - \langle\Lambda\rangle) \right]^2 \right\}. \quad (51)$$

This shows that the distribution  $P[(1 + c/R)(\mu - \langle\Lambda\rangle)]/(1 + c/R)$  is independent of  $c$  and depends solely on  $\langle\Lambda\rangle$ . Thus, the width of the distribution scales as  $(1 + c/R)^{-1}$ . The variable  $-\mu = \xi_0$ , corresponding to the shortage of a node. This implies that the variance of the shortage distribution also scales as  $(1 + c/R)^{-1}$ , indicating a more efficient allocation of resources. The absence of the delta function component at  $\mu = 0$  implies that none of the nodes are holding excess resources in the negative  $\langle\Lambda\rangle$  regime.

### 4. Energy

The average energy per node is given by

$$\langle E \rangle = \frac{1}{2} \langle \mu^2 \rangle + \frac{Rc}{4} \langle y^2 \rangle, \quad (52)$$

where the first term corresponds to the shortage energy per node and the second term corresponds to the transportation energy on the links connected to a node. Using Eqs. (43) and (49), the average energy per node becomes

$$\langle E \rangle = \frac{R}{2(c+R)} \left\langle \max \left( \frac{c m_A}{R} - \Lambda, 0 \right)^2 \right\rangle - \frac{Rc}{2(c+R)^2} \left\langle \max \left( \frac{c m_A}{R} - \Lambda, 0 \right) \right\rangle^2. \quad (53)$$

For the Gaussian initial resource distribution, this reduces to

$$\langle E \rangle = \frac{R}{2(c+R)} I_2(\chi) - \frac{Rc}{2(c+R)^2} I_1(\chi)^2, \quad (54)$$

where

$$I_1(\chi) = \int_{-\infty}^{\chi} Dz (\chi - z) = \frac{e^{-\frac{\chi^2}{2}}}{\sqrt{2\pi}} + \chi H(-\chi), \quad (55)$$

$$I_2(\chi) = \int_{-\infty}^{\chi} Dz (\chi - z)^2 = \chi \frac{e^{-\frac{\chi^2}{2}}}{\sqrt{2\pi}} + (\chi^2 + 1) H(-\chi). \quad (56)$$

For negative  $\langle\Lambda\rangle$ , both the current and chemical potential distributions are Gaussian, as derived in Eqs. (46) and (51). Then, the average energy per node is simplified to

$$\langle E \rangle = \frac{1}{2} \langle \Lambda \rangle^2 + \frac{R}{2(c+R)}. \quad (57)$$

Note that in the high connectivity limit, the average energy per node approaches  $\langle\Lambda\rangle^2/2$ . This corresponds to the theoretical limit of efficient and uniform resource allocation, in which the total shortage is evenly shared among all nodes.

### 5. Comparison with Simulations

Simulation results are compared with the analytical prediction in the high connectivity limit. Figure 4 shows the rescaled current distribution  $P[(c+R)y]/(c+R)$ . For positive  $\langle\Lambda\rangle$ , the distributions for different connectivities collapse almost perfectly after the currents are rescaled by  $(c+R)^{-1}$ , with a very weak dependence on  $c$ , approaching the high connectivity limit progressively. For negative  $\langle\Lambda\rangle$ , the distributions also approach the high connectivity limit when the connectivity increases, although the dependence on  $c$  is larger.

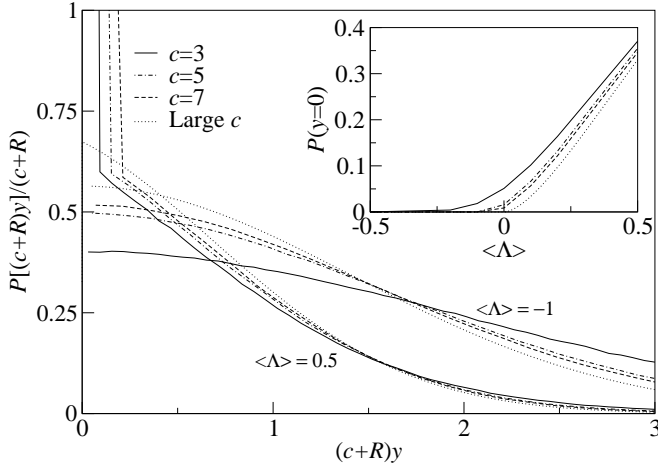


FIG. 4: The rescaled current distribution  $P[(c+R)y]/(c+R)$  for  $N = 10000$ ,  $R = 0.1$  and  $W = 1$  with 200 samples at different values of  $\langle \Lambda \rangle$ , as compared to the corresponding theoretical large connectivity limits given by Eqs. (45) and (46). Inset: The fraction of idle links  $P(y = 0)$  as a function of  $\langle \Lambda \rangle$ .

The distribution has a delta function component at  $y = 0$  and a continuous component when  $\langle \Lambda \rangle$  is positive. However, when  $\langle \Lambda \rangle$  is negative, the delta function component disappears and the distribution approaches a Gaussian. As shown in the inset of Fig. 4, the magnitude of the delta function component, that is, the fraction of idle links, vanishes as  $\langle \Lambda \rangle$  becomes more negative. Another delta function component is observed at  $|y| = W$  when  $c$  is small, and disappears as  $c$  increases when the distribution approaches the high connectivity limit.

Figure 5 shows the rescaled chemical potential distributions  $P[(1+c/R)(\mu - \langle \Lambda \rangle)]/(1+c/R)$  compared with the high connectivity limit. For negative  $\langle \Lambda \rangle$ , the rescaled distributions are Gaussian-like and approaching the high connectivity limit. Compared with the corresponding rescaled current distribution, there is a larger dependence on  $c$ . The inset of Fig. 5 shows the variances of chemical potentials which approach different asymptotic values as  $\langle \Lambda \rangle$  decreases, for different fixed values of connectivity. Remarkably, for sufficiently negative  $\langle \Lambda \rangle$ , the variances become  $\langle \Lambda \rangle$  independent. This further confirms the convergence of chemical potential distributions to universal Gaussian distributions in the negative  $\langle \Lambda \rangle$  regime.

Figure 6 shows the average shortage, as measured by  $m_A$ , obtained from simulations at different connectivities as compared to the theory. In the neighborhood of  $\langle \Lambda \rangle \approx 0$ , as the connectivity increases,  $m_A$  gradually approaches the high connectivity limit which corresponds to most uniform allocation of resources given by Eq. (42). Away from  $\langle \Lambda \rangle \approx 0$ ,  $m_A$  collapses well with the analytical results.

Remarkably, the distributions of currents and chemical potentials, and the average shortage  $m_A$ , all approach

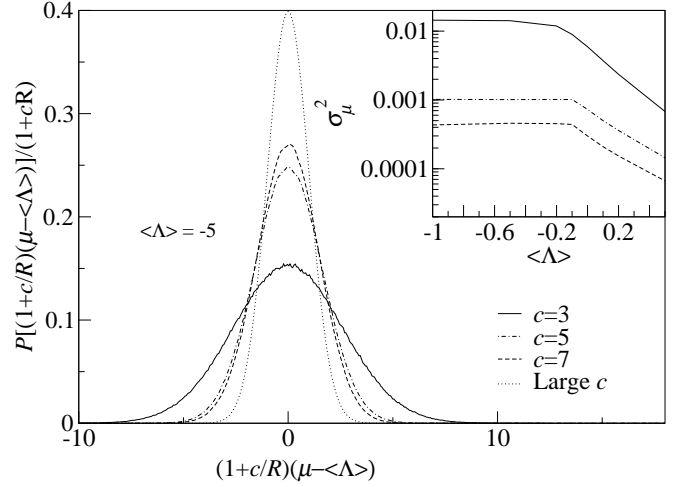


FIG. 5: The rescaled chemical potential distribution  $P[(1+c/R)(\mu - \langle \Lambda \rangle)]/(1+c/R)$  for  $N = 10000$ ,  $R = 0.1$ ,  $W = 1$  and  $\langle \Lambda \rangle = -5$  with 200 samples, as compared to the theoretical large connectivity limit given by Eq. (51). Inset: The variance of chemical potential  $\sigma_\mu^2$  as a function of  $\langle \Lambda \rangle$ .

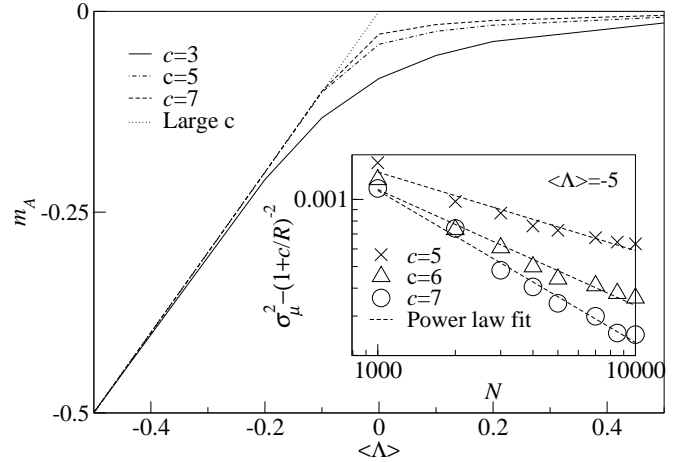


FIG. 6: The parameter  $m_A$  as a function of  $\langle \Lambda \rangle$  for  $N = 10000$ ,  $R = 0.1$  and  $W = 1$  with 200 samples, as compared to the theoretical large connectivity limit given by Eq. (42). Inset: The difference  $\sigma_\mu^2 - (1+c/R)^{-2}$  between the variance of the chemical potential and its corresponding large connectivity limit, given by Eq. (51) as a function of system size  $N$ . The dashed lines shows the power law fit.

their high connectivity limits, for relatively low values of  $c$  already. We also analyze the finite size effects of the system in approaching the asymptotic behavior of the high connectivity limit. The inset of Fig. 6 shows the difference between the variance of chemical potentials and its asymptotic value  $(1+c/R)^{-2}$ . When the connectivity is low, the differences are larger as indicated by the power law fit.

To summarize, our analysis shows that in the high connectivity limit, the optimized state of the system is one in which the resources are uniformly allocated, such that the

final resources on every individual node are equal. Simulations with increasing connectivities reveal the asymptotic approach to this uniform limit, and the deviation from the limit decreases as the connectivity and the system size increase.

## B. High Connectivity with Vanishing Bandwidth

We now consider the case that the bandwidth of individual links scales as  $\tilde{W}/c$  when the connectivity increases, where  $\tilde{W}$  is a constant. Thus the total bandwidth  $\tilde{W}$  available to an individual node remains a constant. This is applicable to real networks in which the allocation of resources is limited by the processing power of individual nodes.

### 1. The Well-defined Chemical Potential Function

We start by writing the chemical potentials using Eq. (31),

$$\mu_i = \min \left[ \Lambda_i + \sum_{j=1}^N \mathcal{A}_{ij} Y(\mu_j - \mu_i), 0 \right]. \quad (58)$$

In the high connectivity limit, the interaction of a node with all its connected neighbors become self-averaging, making it a function which is singly dependent on its own chemical potential, namely,

$$\sum_{j=1}^N \mathcal{A}_{ij} Y(\mu_j - \mu_i) \approx cM(\mu_i). \quad (59)$$

Physically, the function  $M(\mu)$  corresponds to the average interaction of a node with its neighbors when its chemical potential is  $\mu$ . Thus, we can write Eq. (58) as

$$\mu = \min[\Lambda + cM(\mu), 0], \quad (60)$$

where  $\mu$  is now a function of  $\Lambda$ , and we have

$$M(\mu_i) = \int_{-\infty}^{\infty} d\Lambda \rho(\Lambda) Y(\mu(\Lambda) - \mu_i) \quad (61)$$

where we have written the chemical potential of the neighbors as  $\mu(\Lambda)$ , assuming that they are well-defined functions of their capacities  $\Lambda$ .

To explicitly derive  $M(\mu)$ , we take advantage of the fact that the rescaled bandwidth,  $\tilde{W}/c$  vanishes in the high connectivity limit, so that the current function  $Y(\mu_j - \mu_i)$  is effectively a sign function, which implies that the current on a link is always saturated. (This approximation is not fully valid if  $c$  is large but finite, and will be further refined in subsequent discussions.) Thus, we approximate

$$M(\mu_i) = \frac{\tilde{W}}{c} \int_{-\infty}^{\infty} d\Lambda \rho(\Lambda) \text{sgn}[\mu(\Lambda) - \mu_i]. \quad (62)$$

Assuming that  $\mu(\Lambda)$  is a monotonic function of  $\Lambda$ , then we have  $\text{sgn}[\mu(\Lambda) - \mu_i] = \text{sgn}(\Lambda - \Lambda_i)$ , such that

$$M(\mu_i) = \frac{\tilde{W}}{c} \left[ \int_{\Lambda_i}^{\infty} d\Lambda \rho(\Lambda) - \int_{-\infty}^{\Lambda_i} d\Lambda \rho(\Lambda) \right]. \quad (63)$$

For Gaussian distribution of capacities,  $M(\mu_i)$  is given by

$$M(\mu_i) = -\frac{\tilde{W}}{c} \text{erf} \left( \frac{\Lambda_i - \langle \Lambda \rangle}{\sqrt{2}} \right). \quad (64)$$

Thus,  $\mu(\Lambda)$  is explicitly given by

$$\mu = \min \left[ \Lambda - \tilde{W} \text{erf} \left( \frac{\Lambda - \langle \Lambda \rangle}{\sqrt{2}} \right), 0 \right]. \quad (65)$$

This equation relates the chemical potential of a node, i.e. the shortage after resource allocation, to its initial resource before. Resource allocation through a large number of links with a fixed total bandwidth results in a well-defined function relating the two quantities.

### 2. Maxwell's Construction

Eq. (65) gives a well-defined function  $\mu(\Lambda)$  as long as  $\tilde{W} \leq \sqrt{\pi/2}$ . However, a phase transition takes place when  $\tilde{W}$  reaches  $\sqrt{\pi/2}$ . When  $\tilde{W} > \sqrt{\pi/2}$ , turning points exists in  $\mu(\Lambda)$  as shown in Fig. 7(a), due to the dominant effect of the error function component in the equation.  $\mu(\Lambda)$  is no longer a monotonic function. This creates a thermodynamically unstable scenario, since in the region of  $\mu(\Lambda)$  with negative slope, nodes with lower capacities have higher chemical potentials than their neighbors with higher capacities. This implies that the current flows from poorer nodes to richer ones. Mathematically, the non-monotonicity of  $\mu(\Lambda)$  means that  $\text{sgn}[\mu(\Lambda) - \mu_i]$  and  $\text{sgn}(\Lambda - \Lambda_i)$  are no longer necessarily equal, and Eq. (65) is no longer valid.

Nevertheless, Eq. (58) permits another solution of constant  $\mu$  in a range of  $\Lambda$ . This is possible since for any  $\mu_i$  and  $\mu_j$  in this range,  $|\mu_i - \mu_j| \leq R\tilde{W}/c$  implies that the link between nodes  $i$  and  $j$  is unsaturated. If an extensive fraction of the  $c$  links of such a node are connected to other nodes in the range, then the freedom of tuning the currents in the unsaturated links enables the nodes in the range to have the same level of resources after optimization.

Hence, we propose that the unstable region of  $\mu(\Lambda)$  should be replaced by a range of constant  $\mu$  as shown in Fig. 7(b) analogous to Maxwell's construction in thermodynamics. Let  $(\Lambda_<, \mu_o)$  and  $(\Lambda_>, \mu_o)$  be the end points of the Maxwell's construction as shown in Fig. 7(b). The position of this construction can be determined by the conservation of resources. Since the construction is not necessary for positive  $\langle \Lambda \rangle$ , we focus on the case of negative  $\langle \Lambda \rangle$ . In the high connectivity limit, resources are so

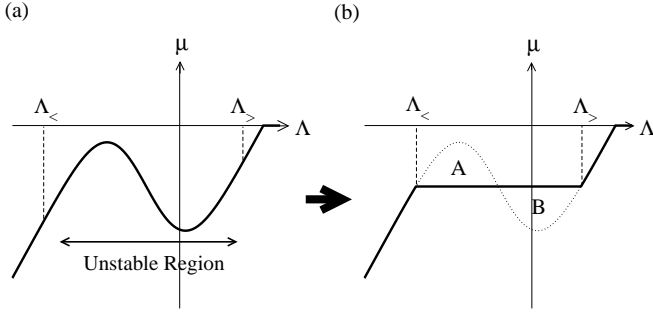


FIG. 7: Maxwell's construction on  $\mu(\Lambda)$ .

efficiently allocated that the resources of the rich nodes are maximally allocated to the poor nodes as much as the total bandwidth  $\tilde{W}$  allows. Let  $\Lambda_o$  be the capacity of a node beyond which nodes can have positive final resources (i.e. zero chemical potential). Nodes with  $\Lambda \geq \Lambda_o$  send out their resources without drawing inward currents from their neighbors, and can be regarded as *donors*. The value of  $\Lambda_o$  is given by the self-consistent equation

$$\Lambda_o = \tilde{W} \int_{-\infty}^{\Lambda_o} d\Lambda \rho(\Lambda). \quad (66)$$

For Gaussian distribution of capacities,

$$\Lambda_o = \frac{\tilde{W}}{2} \left[ 1 + \operatorname{erf} \left( \frac{\Lambda_o - \langle \Lambda \rangle}{\sqrt{2}} \right) \right], \quad (67)$$

By equating the networkwide shortage to minus the initially available resources, we find

$$-\sum_i \mu_i = \sum_i \left[ -\Lambda_i \Theta(\Lambda_o - \Lambda_i) - \Lambda_o \Theta(\Lambda_i - \Lambda_o) \right]. \quad (68)$$

On the right hand side, the first term corresponds to the sharing of shortages among the non-donors, while the second term corresponds to the resources donated by the donors to reduce the total shortage. In the high connectivity limit, this equation becomes

$$\begin{aligned} - \int_{\Lambda_<}^{\Lambda_>} d\Lambda \rho(\Lambda) \mu_o - \left( \int_{\Lambda_>}^{\Lambda_o} + \int_{-\infty}^{\Lambda_<} \right) d\Lambda \rho(\Lambda) \mu(\Lambda) \\ = - \int_{-\infty}^{\Lambda_o} d\Lambda \rho(\Lambda) \Lambda - \Lambda_o \int_{\Lambda_o}^{\infty} d\Lambda \rho(\Lambda). \end{aligned} \quad (69)$$

Substituting Eqs. (60), (63) and (66), and making use of the symmetry relation

$$\tilde{W} \int_{-\infty}^{\Lambda_o} d\Lambda \rho(\Lambda) \int_{\Lambda_o}^{\infty} d\Lambda' \rho(\Lambda') \operatorname{sgn}(\Lambda' - \Lambda) = 0 \quad (70)$$

we arrive at the condition

$$\mu_o \int_{\Lambda_<}^{\Lambda_>} d\Lambda \rho(\Lambda) = \int_{\Lambda_<}^{\Lambda_>} d\Lambda \rho(\Lambda) \mu(\Lambda), \quad (71)$$

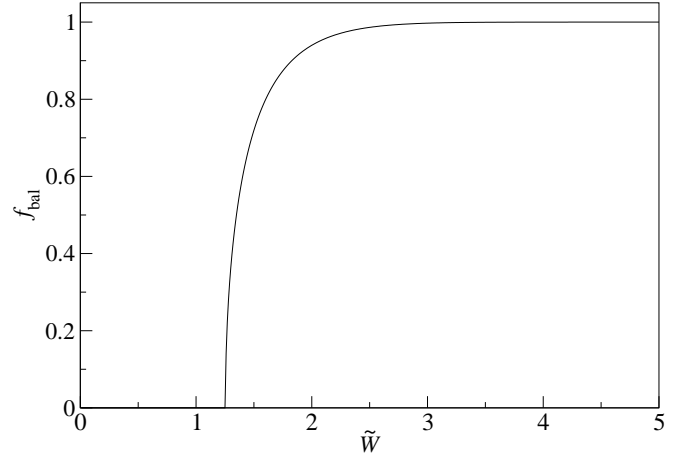


FIG. 8: The dependence of the fraction of balanced nodes on the bandwidth  $\tilde{W}$ .

which implies that the value of  $\mu_o$  should be chosen such that the areas A and B in Fig. 7(b), weighted by the distribution  $\rho(\Lambda)$ , should be equal – in direct correspondence with the Maxwell's construction in thermodynamics.

For capacity distributions  $\rho(\Lambda)$  symmetric with respect to  $\langle \Lambda \rangle$ , we have

$$\mu_o = \langle \Lambda \rangle = \frac{1}{2}(\Lambda_< + \Lambda_>). \quad (72)$$

As a result, the function  $\mu(\Lambda)$  is given by

$$\mu(\Lambda) = \begin{cases} \langle \Lambda \rangle & \text{for } \mu_< < \mu < \mu_>, \\ \min \left[ \Lambda - \tilde{W} \operatorname{erf} \left( \frac{\Lambda - \langle \Lambda \rangle}{\sqrt{2}} \right), 0 \right] & \text{otherwise,} \end{cases} \quad (73)$$

where as  $\Lambda_<$  and  $\Lambda_>$  are respectively given by the lesser and greater roots of the equation

$$x = \langle \Lambda \rangle + \tilde{W} \operatorname{erf} \left( \frac{x - \langle \Lambda \rangle}{\sqrt{2}} \right). \quad (74)$$

Nodes  $i$  with chemical potentials  $\mu_i = \langle \Lambda \rangle$  represent clusters of nodes interconnected by an extensive fraction of unsaturated links, which provides the freedom to fine tune their currents so that the shortages among the nodes are uniform. They will be referred to as the *balanced* nodes. On the other hand, nodes outside the balanced clusters are connected by saturated links only.

The fraction  $f_{\text{bal}}$  of balanced nodes is given by the equation

$$f_{\text{bal}} = \operatorname{erf} \left( \frac{\tilde{W} f_{\text{bal}}}{\sqrt{2}} \right). \quad (75)$$

Note that  $f_{\text{bal}}$  has the same dependence on  $\tilde{W}$  for all negative  $\langle \Lambda \rangle$ . Fig. 8 shows that when the total bandwidth

### 3. Large but Finite Connectivity

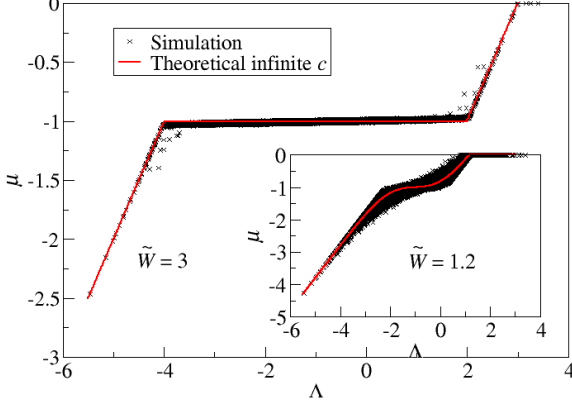


FIG. 9: (Colour online) The simulation results of  $\mu(\Lambda)$  for  $N = 10000$ ,  $c = 15$ ,  $R = 0.1$ ,  $\langle \Lambda \rangle = -1$  and  $\tilde{W} = 3$  with 70000 data points, compared with theoretical prediction. Inset: The corresponding results for  $\tilde{W} = 1.2$ .

$\tilde{W}$  increases, the fraction of balanced nodes increases, reflecting the more efficient resource allocation brought by the convenience of increased bandwidths. When  $\tilde{W}$  becomes very large, a uniform chemical potential of  $\langle \Lambda \rangle$  networkwide is recovered, converging to the case of non-vanishing bandwidths.

The chemical potential distribution can be obtained from Eq. (73). Unlike the corresponding distribution in the case of non-vanishing bandwidths described in the previous subsection, there is no explicit scaling on the connectivity. In addition, it is not purely Gaussian. The delta function component  $\delta(\mu - \langle \Lambda \rangle)$  corresponds to the balanced clusters. The weight of the delta function component is a measure of the efficiency of resource allocation.

We compare the analytical result of  $\mu(\Lambda)$  in Eq. (73) with simulations in Fig. 9. For  $\tilde{W} > \sqrt{\pi/2}$ , data points ( $\Lambda, \mu$ ) of individual nodes from network simulations follow the analytical result of  $\mu(\Lambda)$ , giving an almost perfect overlap of data. The presence of the balanced nodes with effectively constant chemical potentials is obvious and essential to explain the behavior of the majority of data points from simulations. Outside the region of balanced nodes, the data points follow the tails of the function  $\mu(\Lambda)$ . For  $\tilde{W} < \sqrt{\pi/2}$ , the analytical  $\mu(\Lambda)$  shows no turning point as shown in the inset of Fig. 9. Despite the scattering of data points, they generally follow the trend of the theoretical  $\mu(\Lambda)$ . This scattering effect may be explained by the use of a finite connectivity in simulations. We found that the extent of scattering can be much reduced by increasing the connectivity in the simulations.

Our analysis can be generalized to the case of large but finite connectivity, where the approximation in Eq. (62) is not fully valid. This modifies the chemical potentials of the balanced nodes, for which Eq. (62) has to be replaced by

$$M(\mu) = \frac{\tilde{W}}{c} \left[ \int_{\Lambda_>}^{\infty} d\Lambda \rho(\Lambda) - \int_{-\infty}^{\Lambda_<} d\Lambda \rho(\Lambda) \right] + \int_{\Lambda_<}^{\Lambda_>} d\Lambda \rho(\Lambda) \left( \frac{\mu(\Lambda) - \mu}{R} \right). \quad (76)$$

We introduce an ansatz of a linear relationship between  $\mu$  and  $\Lambda$  for the balanced nodes, namely,

$$\mu = m\Lambda + b. \quad (77)$$

After direct substitution of Eq. (77) into  $M(\mu)$  given by Eq. (76), we get the self-consistent equations for  $m$  and  $b$ ,

$$m = \frac{R}{R + c \operatorname{erf} \left( \frac{\Lambda_> - \langle \Lambda \rangle}{\sqrt{2}} \right)}, \quad (78)$$

$$b = \frac{c \operatorname{erf} \left( \frac{\Lambda_> - \langle \Lambda \rangle}{\sqrt{2}} \right)}{R + c \operatorname{erf} \left( \frac{\Lambda_> - \langle \Lambda \rangle}{\sqrt{2}} \right)} \langle \Lambda \rangle. \quad (79)$$

Thus, the Maxwell's construction has a non-zero slope when the connectivity is finite.

We remark that the approximation in Eq. (76) assumes that the potential differences of the balanced nodes lie in the range of  $2R\tilde{W}/c$ , so that their connecting links remain unsaturated. Note that the end points of the Maxwell's construction have chemical potentials  $\langle \Lambda \rangle \pm R\tilde{W}/c$  respectively, rendering the approximation in Eq. (76) *exact* at one special point, namely, the central point of the Maxwell's construction. Hence, this approximation works well in the central region of the Maxwell's construction. However, when one approaches the end points of the Maxwell's construction, the balanced nodes are also connected to nodes outside the balanced clusters with potential differences less than  $2R\tilde{W}/c$ . Hence, we expect to see deviations from the theoretical linear prediction near the end points of the Maxwell's construction.

The chemical potential distribution can be obtained. Compared with corresponding distribution in the high connectivity limit, the delta function component of the balanced nodes is now smeared into a Gaussian component lying in a strip of width  $m(\Lambda_> - \Lambda_<)$ . It implies a lower efficiency in resource allocation due to the finiteness of the connectivity.

In the simulation data shown in Fig. 10, the data points of  $(\Lambda, \mu)$  from different resistance  $R$  follow the trend of the corresponding analytical results, both within and outside the linear region, with increasing scattering within the linear region as  $R$  increases. As expected,

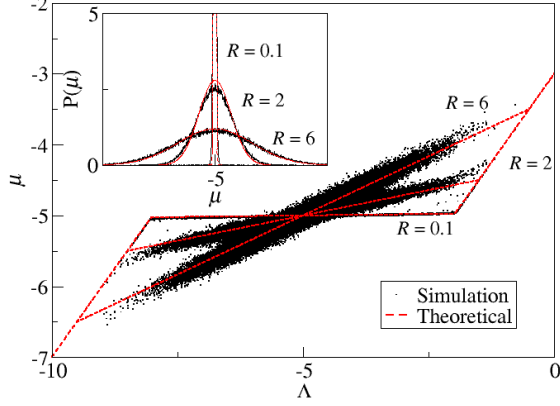


FIG. 10: (Colour online) Simulation results of  $(\Lambda, \mu)$  for  $N = 2 \times 10^5$ ,  $\tilde{W} = 3$ ,  $c = 12$  and  $\langle \Lambda \rangle = -5$  at different values of  $R$ , each with 65000 data points. as compared to the theoretical predictions. Inset: the corresponding chemical potential distribution  $P(\mu)$  of the 3 cases.

there are derivations between the analytical and simulation results at the two ends of the linear region, with smoothened corners appearing in the simulation data, especially in the case of  $R = 2$ . We note that when  $R$  increases, the gradient of the linear region increases, corresponding to a less uniform allocation of resources caused by higher transportation costs during optimization. As shown in the inset of Fig. 10, the chemical potential distributions follow the trend of the analytical results.

Remarkably, as evident from Eq. (78), even with constant available bandwidth  $\tilde{W}$ , increasing connectivity causes  $m$  to decrease, and hence sharpens the chemical potential distribution. The narrower distributions correspond to higher efficiency in resource allocation. It leads us to realize the potential benefits of increasing connectivity in network optimization even for a given constant total bandwidth connecting a node, despite a decrease in bandwidth on individual links.

#### 4. Resource Allocation in Scale-free Networks

Recent studies show that complex communication networks have highly heterogeneous structures, and the connectivity distribution obeys a power law [20]. These networks are commonly known as scale-free networks and are characterized by the presence of hubs. The presence of these nodes with very high connectivity can modify the network behavior significantly.

Figure 11 shows the simulation results of node  $i$  with  $c_i = 3$  and  $c_i = 10$  in a scale-free network, where  $c_i$  is the connectivity of node  $i$  and is drawn from the distribution  $P(c_i) \sim c_i^{-3}$  when the scale-free network is constructed. The data points of  $(\Lambda, \mu)$  follow the corresponding an-

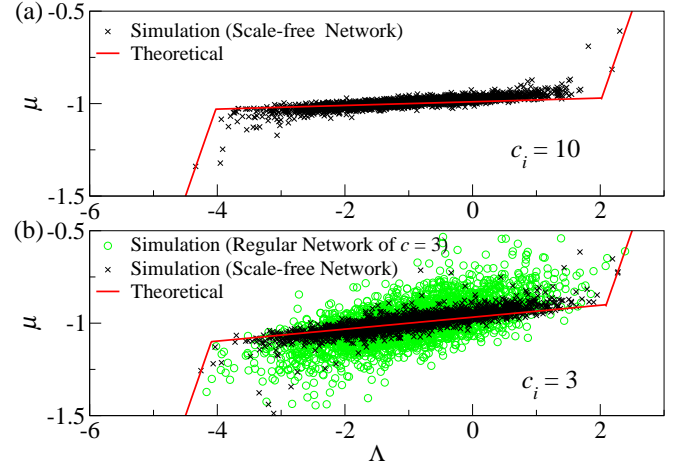


FIG. 11: (Colour online) Simulation results of  $(\Lambda, \mu)$  for  $N = 2 \times 10^5$ ,  $R = 0.1$ ,  $\tilde{W} = 3$  and  $\langle \Lambda \rangle = -1$  as compared with theoretical results, for (a) nodes with  $c_i = 10$  in scale-free networks with  $P(c_i) \sim c_i^{-3}$ , (b) nodes with  $c_i = 3$  in scale-free networks and nodes in regular networks with  $c = 3$ . Each data set contains 2500 data points.

alytical results of Eqs. (78) and (79), for both sets of nodes with  $c_i = 3$  and  $c_i = 10$ . This implies that the previous argument of increasing efficiency by increasing connectivity also hold for scale-free networks, as a smaller gradient  $m$  is found for nodes with higher connectivity. As can be seen from Fig. 11, the data points are less scattered for nodes with large  $c_i$ , implying a more efficient resource allocation for the hubs, in addition to the effect of smaller  $m$ .

More important, nodes with low connectivity benefit from the presence of hubs in the networks. To see these benefits, the simulation results of nodes in scale-free networks are compared with nodes in regular networks of the same connectivity. As shown in Fig. 11(b), the data points from regular networks are more scattered away from the Maxwell's construction, when compared with those from scale-free networks. This shows that the presence of hubs increases the efficiency of the entire network, especially for nodes with low connectivity. This provides support that scale-free networks are better candidates for resource allocation than regular networks.

## VII. CONCLUSION

We have applied statistical mechanics to a system in which magnitude of the interactions (such as currents in resource allocation) between on-site variables (such as the shortages) are constrained. This allows us to study an optimization task of resource allocation on a sparse network, in which nodes with different capacities are connected by links of finite bandwidths. Analogy can be drawn between interaction of spins in magnetic systems and that of resources of nodes in networks. The band-

widths serve as constraints on the interaction magnitudes and limit the information exchange among the neighbors. Despite these additional constraints, we found that the analyses of the unrestricted case in [5, 6] are applicable after appropriate adaptations, such as allowing for shortages with finite penalty and obtaining a non-linear relationship between currents and potential differences.

By adopting suitable cost functions, such as quadratic transportation and shortage costs, the model can be applied to the study of realistic networks with constrained transport between neighbors. In this paper, we focus on cases in which the shortage dominates.

By employing the Bethe approximation or equivalently the replica method, recursive relations of the vertex free energies can be derived. These relations are useful in both algorithmic and analytic aspects.

Algorithmically, we demonstrate a successful conversion of the recursive relations into useful two-parameter message-passing algorithms, which take the messages to be the first and second derivatives of the vertex free energies. This algorithm is found to have an excellent agreement with exact results. In fact, at least in the frictionless case of  $\psi'(0) = 0$ , they yield exact solutions as long as they converge. An alternative algorithm, the price iteration algorithm, is presented. It optimizes the system by iterating the chemical potentials of the nodes, which can be considered as their shortage prices per unit resource. These chemical potentials and the first order messages in the message-passing algorithm turn out to represent the resource shortages of the nodes. They bring along significant physical insights, in addition to their algorithmic role.

Analytically, the recursive relations enable us to make theoretical predictions of various quantities of interest, including the average energy, the current distribution, and the chemical potential distribution. The predictions are confirmed by simulation results. In particular, the study reveals interesting effects due to finite bandwidths. When the bandwidth decreases, resource allocation is less efficient, and links are more prone to saturation. A consequence is the creation of bottlenecks, which refer to the saturation of links feeding the poor nodes, rendering the secondary provision of resources from their next nearest neighbors redundant. This causes certain links previously assigned for secondary transport to become idle,

lowering the participation of individual links in global optimization and making the resources less uniformly distributed. In the context of resource allocation, further studies can be carried out to suppress the bottleneck effect.

An equally remarkable phenomenon is found in networks with fixed total bandwidths per node, where bandwidths per link vanish in the high connectivity limit and the relation between the chemical potential and capacity is well defined. For sufficiently large total bandwidths, we find a phase transition beyond which the chemical potential function has to be described by the Maxwell's construction, implying the existence of clusters of balanced nodes having a uniform shortage among them. In the case of large but finite connectivity, the Maxwell's construction becomes a linear region with nonzero slope, implying a less uniform shortage among the balanced nodes. This reflects the benefits of increasing the number of connections in resource allocation. When adapted to scaled-free networks, deviations from the Maxwell's construction reveal that the presence of hubs is able to homogenize the resources among the nodes with low connectivities.

For future extensions, the theory and algorithms in this paper can be generalized to model real networks with inhomogeneous connectivity and bandwidths. Scale-free networks with adjustable bandwidth distributions would be one of the most interesting systems to study. Further studies can also be done on minimizing the bottleneck effect by using heterogeneous bandwidths on different links. It is also worthwhile to consider other non-linear shortage costs. We believe that the techniques presented in this paper are useful in many different network optimization problems and will lead to a large variety of potential applications.

### Acknowledgements

We thank David Saad for very meaningful discussions. This work is supported by the Research Grant Council of Hong Kong (grant numbers HKUST 603606 and HKUST 603607).

- 
- [1] J. Hertz, A. Krogh, and R. G. Palmer, *Introduction to the Theory of Neural Computation* (Addison-Wesley, Redwood City, 1991).
  - [2] H. Nishimori, *Statistical Physics of Spin Glasses and Information Processing* (Oxford University Press, Oxford, UK, 2001).
  - [3] D. Challet, M. Marsili and Y.-C. Zhang *Minority Games* (Oxford University Press, Oxford, UK, 2005).
  - [4] Y. Kabashima and D. Saad, J. Phys. A **37**, R1 (2004).
  - [5] K. Y. M. Wong and D. Saad, Phys. Rev. E **74**, 010104(R) (2006).
  - [6] K. Y. M. Wong and D. Saad, Phys. Rev. E **76**, 011115 (2007).
  - [7] L. Peterson and B.S. Davie, *Computer Networks: A Systems Approach* (Academic Press, San Diego CA, 2000).
  - [8] Y. C. Ho, L. Servi, and R. Suri, Large Scale Syst. **1**, 51 (1980).
  - [9] S. Shenker, D. Clark, D. Estrin and S. Herzog, Comput. Commun. Rev. **26**, 19 (1996).
  - [10] R. L. Rardin *Optimization in Operations Research* (Pren-



- tice Hall, Englewood Cliffs, NJ, 1998).
- [11] S. Bohn and Marcelo O. Magnasco, Phys. Rev. Lett **98**, 088702 (2007).
  - [12] M. Durand, Phys. Rev. Lett. **98**, 088701 (2007).
  - [13] M. Oppen and D. Saad, eds, *Advanced Mean Field Methods* (MIT Press, Cambridge, MA, 1999).
  - [14] R. Vicente, D. Saad and Y. Kabashima, Phys. Rev. E **60**, 5352 (1999).
  - [15] D. J. C. Mackey, *Information Theory, Inference and Learning Algorithms* (Cambridge University Press, UK, 2003).
  - [16] M. Mézard and R. Zecchina, Phys. Rev. E **66**, 056126 (2002); M. Mézard, G. Parisi and R. Zecchina, Science **297**, 812 (2002).
  - [17] M. I. Jordan, ed., *Learning in Graphical Models* (MIT Press, Cambridge, MA, 1999).
  - [18] M. Mézard, G. Parisi and M. A. Virasoro *Spin Glass Theory and Beyond* (World Scientific, 1987).
  - [19] F. P. Kelly, Phil. Trans. R. Soc. Lond. A **337**, 343 (1991).
  - [20] A. L. Barabási and R. Albert, Science **286**, 509 (1999).