

LECTURES ON PROBABILITY, ENTROPY, AND STATISTICAL PHYSICS

Ariel Caticha
Department of Physics, University at Albany – SUNY

Contents

Preface	vii
1 Inductive Inference	1
1.1 Probability	1
1.2 Inductive reasoning	3
2 Probability	7
2.1 Consistent reasoning: degrees of belief	8
2.2 The Cox Axioms	10
2.3 Regraduation: the Product Rule	11
2.3.1 Cox's first theorem	11
2.3.2 Proof of the Associativity Theorem	12
2.3.3 Setting the range of degrees of belief	15
2.4 Further regraduation: the Sum Rule	16
2.4.1 Cox's second theorem	16
2.4.2 Proof of the Compatibility Theorem	18
2.5 Some remarks on the sum and product rules	19
2.5.1 On meaning, ignorance and randomness	19
2.5.2 The general sum rule	20
2.5.3 Independent and mutually exclusive events	20
2.5.4 Marginalization	22
2.6 The expected value	22
2.7 The binomial distribution	24
2.8 The law of large numbers	26
2.9 The Gaussian distribution	28
2.9.1 The de Moivre-Laplace theorem	28
2.9.2 The Central Limit Theorem	30
2.10 Updating probabilities: Bayes' rule	33
2.10.1 Formulating the problem	33
2.10.2 Minimal updating: Bayes' rule	34
2.10.3 Multiple experiments, sequential updating	38
2.10.4 Remarks on priors	39
2.11 Examples from data analysis	42
2.11.1 Parameter estimation	42

2.11.2	Curve fitting	46
2.11.3	Model selection	47
2.11.4	Maximum Likelihood	49
3	Entropy I: Carnot's Principle	51
3.1	Carnot: reversible engines	51
3.2	Kelvin: temperature	54
3.3	Clausius: entropy	56
3.4	Maxwell: probability	58
3.5	Gibbs: beyond heat	60
3.6	Boltzmann: entropy and probability	61
3.7	Some remarks	65
4	Entropy II: Measuring Information	67
4.1	Shannon's information measure	68
4.2	Relative entropy	73
4.3	Joint entropy, additivity, and subadditivity	74
4.4	Conditional entropy and mutual information	75
4.5	Continuous distributions	76
4.6	Communication Theory	79
4.7	Assigning probabilities: MaxEnt	82
4.8	Canonical distributions	83
4.9	On constraints and relevant information	86
5	Statistical Mechanics	89
5.1	Liouville's theorem	89
5.2	Derivation of Equal a Priori Probabilities	91
5.3	The relevant constraints	93
5.4	The canonical formalism	95
5.5	The Second Law of Thermodynamics	97
5.6	The thermodynamic limit	100
5.7	Interpretation of the Second Law	103
5.8	Remarks on irreversibility	104
5.9	Entropies, descriptions and the Gibbs paradox	105
6	Entropy III: Updating Probabilities	113
6.1	What is information?	116
6.2	Entropy as a tool for updating probabilities	118
6.3	The proofs	124
6.3.1	Axiom 1: Locality	124
6.3.2	Axiom 2: Coordinate invariance	126
6.3.3	Axiom 1 again	127
6.3.4	Axiom 3: Consistency for identical independent subsystems	128
6.3.5	Axiom 3: Consistency for non-identical subsystems	132
6.3.6	Axiom 3: Consistency with the law of large numbers . . .	133
6.4	Random remarks	135

6.4.1	On deductive vs. inductive systems	135
6.4.2	On priors	135
6.4.3	Comments on other axiomatizations	136
6.5	Bayes' rule as a special case of ME	138
6.6	Commuting and non-commuting constraints	141
6.7	Information geometry	143
6.7.1	Derivation from distinguishability	144
6.7.2	Derivation from a Euclidean metric	145
6.7.3	Derivation from relative entropy	146
6.7.4	Volume elements in curved spaces	146
6.8	Deviations from maximum entropy	148
6.9	An application to fluctuations	150
6.10	Conclusion	153

Preface

Science consists in using information about the world for the purpose of predicting, explaining, understanding, and/or controlling phenomena of interest. The basic difficulty is that the available information is usually insufficient to attain any of those goals with certainty.

In these lectures we will be concerned with the problem of inductive inference, that is, the problem of reasoning under conditions of incomplete information. Is there a general method for handling uncertainty? Or, at least, are there rules that could in principle be followed by an ideally rational agent when discussing scientific matters? What makes one statement more plausible than another? How much more plausible? And then, when new information is acquired how does it change its mind? Or, to put it differently, are there rules for learning? Are there rules for processing information that are objective and consistent? Are they unique? And, come to think of it, what, after all, is information? It is clear that data “contains” or “conveys” information, but what does this precisely mean? Can information be conveyed in other ways? Is information some sort of physical fluid that can be contained or transported? Is information *physical*? Can we measure amounts of information? Do we need to?

Our goal is to develop the main tools for inductive inference – probability and entropy – and to illustrate their use in physics. To be specific we will concentrate on examples borrowed from the foundations of classical statistical physics, but this is not meant to reflect a limitation of these inductive methods, which, as far as we can tell at present are of universal applicability. It is just that statistical mechanics is rather special in that it provides us with the first examples of fundamental laws of physics that can be derived as examples of inductive inference. Perhaps all laws of physics can be derived in this way.

The level of these lectures is somewhat uneven. Some topics are fairly advanced – the subject of recent research – while some other topics are very elementary. I can give two related reasons for including the latter. First, the standard education of physicists includes a very limited study of probability and even of entropy – maybe just a little about errors in a laboratory course, or maybe a couple of lectures as a brief mathematical prelude to statistical mechanics. The result is a widespread misconception that these subjects are trivial and unproblematic – that the real problems of theoretical physics lie elsewhere, and that if your experimental data require analysis, then you have done the

wrong experiment. Which brings me to the second reason. It would be very surprising to find that the interpretations of probability and of entropy turned out to bear no relation to our understanding of statistical mechanics and quantum mechanics. Indeed, if the only notion of probability at your disposal is that of a frequency in a large number of trials you might be led to think that the ensembles of statistical mechanics must be real, and to regard their absence as an urgent problem demanding an immediate solution – perhaps an ergodic solution. You might also be led to think that similar ensembles are needed in quantum theory and therefore that quantum theory requires the existence of an ensemble of parallel universes. Similarly, if the only notion of entropy available to you is derived from thermodynamics, you might end up thinking that entropy is a physical quantity related to heat and disorder, that it can be measured in the lab, and that therefore has little or no relevance beyond statistical mechanics.

It is very worthwhile to revisit the elementary basics not because they are easy – they are not – but because they are fundamental.

Many are the subjects that I have left out but wish I had included in these lectures. Some relate to inference proper – the assignment of priors, information geometry, model selection, and the theory of questions or inductive inquiry – while others deal with applications to the foundations of both classical and quantum physics. As a provisional remedy at the very end I provide a short and very biased list of suggestions for further reading.

Acknowledgements: The points of view expressed here reflect much that I have learned from discussions with many colleagues and friends: C. Cafaro, N. Caticha, V. Dose, R. Fischer, A. Garrett, A. Giffin, M. Grendar, K. Knuth, R. Preuss, C. Rodríguez, J. Skilling, and C.-Y. Tseng. I hope they will not judge these lectures by those few instances where we have not yet managed to reach agreement. I would also like to express my special thanks to Julio Stern and to the organizers of MaxEnt 2008 for their encouragement to pull these notes together into some sort of printable form.

Albany, May 2008.

Chapter 1

Inductive Inference

The process of drawing conclusions from available information is called inference. When the available information is sufficient to make unequivocal, unique assessments of truth we speak of making deductions: on the basis of a certain piece of information we deduce that a certain proposition is true. The method of reasoning leading to deductive inferences is called logic. Situations where the available information is insufficient to reach such certainty lie outside the realm of logic. In these cases we speak of making a probable inference, and the method of reasoning is probability theory. Alternative names are ‘inductive inference’ and ‘inductive logic’. The word ‘induction’ refers to the process of using limited information about a few special cases to draw conclusions about more general situations.

1.1 Probability

The question of the meaning and interpretation of the concept of probability has long been controversial. Needless to say the interpretations offered by various schools are at least partially successful or else they would already have been discarded. But the different interpretations are not equivalent. They lead people to ask different questions and to pursue their research in different directions. Some questions may become essential and urgent under one interpretation while totally irrelevant under another. And perhaps even more important: under different interpretations equations can be used differently and this can lead to different predictions.

Historically the *frequentist* interpretation has been the most popular: the probability of a random event is given by the relative number of occurrences of the event in a sufficiently large number of identical and independent trials. The appeal of this interpretation is that it seems to provide an empirical method to estimate probabilities by counting over the set of trials – an ensemble. The magnitude of a probability is obtained solely from the observation of many repeated trials and does not depend on any feature or characteristic of the

observers. Probabilities interpreted in this way have been called *objective*. This view dominated the fields of statistics and physics for most of the 19th and 20th centuries (see, *e.g.*, [von Mises 57]).

One disadvantage of the frequentist approach has to do with matters of rigor: what precisely does one mean by ‘random’? If the trials are sufficiently identical, shouldn’t one always obtain the same outcome? Also, if the interpretation is to be validated on the basis of its operational, empirical value, how large should the number of trials be? Unfortunately, the answers to these questions are neither easy nor free from controversy. By the time the tentative answers have reached a moderately acceptable level of sophistication the intuitive appeal of this interpretation has long been lost. In the end, it seems the frequentist interpretation is most useful when left a bit vague.

A more serious objection is the following. In the frequentist approach the notion of an ensemble of trials is central. In cases where there is a natural ensemble (tossing a coin, or a die, spins in a lattice, etc.) the frequency interpretation seems natural enough. But for many other problems the construction of an ensemble is at best highly artificial. For example, consider the probability of there being life in Mars. Are we to imagine an ensemble of Mars planets and solar systems? In these cases the ensemble would be purely hypothetical. It offers no possibility of an empirical determination of a relative frequency and this defeats the original goal of providing an objective operational interpretation of probabilities as frequencies. In yet other problems there is no ensemble at all: consider the probability that the n th digit of the number π be 7. Are we to imagine alternative universes with different values for the number π ? It is clear that there are a number of interesting problems where one suspects the notion of probability could be quite useful but which nevertheless lie outside the domain of the frequentist approach.

According to the *Bayesian* interpretations, which can be traced back to Bernoulli and Laplace, but have only achieved popularity in the last few decades, a probability reflects the confidence, the degree of belief of an individual in the truth of a proposition. These probabilities are said to be *Bayesian* because of the central role played by Bayes’ theorem – a theorem which is actually due to Laplace. This approach enjoys several advantages. One is that the difficulties associated with attempting to pinpoint the precise meaning of the word ‘random’ can be avoided. Bayesian probabilities are not restricted to repeatable events; they allow us to reason in a consistent and rational manner about unique, singular events. Thus, in going from the frequentist to the Bayesian interpretations the domain of applicability and therefore the usefulness of the concept of probability is considerably enlarged.

The crucial aspect of Bayesian probabilities is that different individuals may have different degrees of belief in the truth of the very same proposition, a fact that is described by referring to Bayesian probabilities as being *subjective*. This term is somewhat misleading because there are (at least) two views on this matter, one is the so-called subjective Bayesian or *personalistic* view (see, *e.g.*, [Savage 72, Howson Urbach 93, Jeffrey 04]), and the other is the *objective* Bayesian view (see *e.g.* [Jeffreys 39, Jaynes 85, 03, Lucas 70]). For an excellent

introduction with a philosophical perspective see [Hacking 01]. According to the subjective view, two reasonable individuals faced with the same evidence, the same information, can legitimately differ in their confidence in the truth of a proposition and may therefore assign different probabilities. Subjective Bayesians accept that an individual can change his or her beliefs, merely on the basis of introspection, reasoning, or even revelation.

At the other end of the Bayesian spectrum, the objective Bayesian view considers the theory of probability as an extension of logic. It is said then that a probability measures a degree of *rational* belief. It is assumed that the objective Bayesian has thought so long and hard about how probabilities are assigned that no further reasoning will induce a revision of beliefs except when confronted with new information. In an ideal situation two different individuals will, on the basis of the same information, assign the same probabilities.

Whether Bayesian probabilities are subjective or objective is still a matter of dispute. Our position is that they lie somewhere in between. Probabilities will always retain a “subjective” element because translating information into probabilities involves judgments and different people will inevitably judge differently. On the other hand, not all probability assignments are equally useful and it is plausible that what makes some assignments better than others is that they represent or reflect some objective feature of the world. One might even say that what makes them better is that they provide a better guide to the “truth”. Thus, probabilities can be characterized by both subjective and objective elements and, ultimately, it is their objectivity that makes probabilities useful.

In fact we shall see that while the subjective element in probabilities can never be completely eliminated, the rules for processing information, that is, the rules for updating probabilities, are themselves quite objective. This means that the new information can be objectively processed and incorporated into our posterior probabilities. Thus, it is quite possible to continuously suppress the subjective elements while enhancing the objective elements as we process more and more information.

1.2 Inductive reasoning

We discussed how the study of macroscopic systems requires a general theory to allow us to carry out inferences on the basis of incomplete information and our first step should be to inquire what this theory or language for inference should be. The principle of reasoning that we will follow is simple, compelling, and quite common in science [Skilling 89]:

If a general theory exists, it must apply to special cases.

If a certain special case happens to be known then this knowledge can be used to constrain the general theory: all candidate theories that fail to reproduce the known example are discarded.

If a sufficient number of special cases is known then the general theory might be completely determined.

The method allows us to extrapolate from a few special cases where we know what to expect, to more general cases where we did not. This is a method for induction, for generalization. Of course, it may happen that there are too many constraints, in which case there is no general theory that reproduces them all.

Philosophers have a name for such a method: they call it *eliminative induction* [Earman 92]. On the negative side, the **Principle of Eliminative Induction** (PEI), like any other form of induction, is not guaranteed to work. On the positive side, the PEI adds an interesting twist to Popper's scientific methodology. According to Popper scientific theories can never be proved right, they can only be proved false; a theory is corroborated only to the extent that all attempts at falsifying it have failed. Eliminative induction is fully compatible with Popper's notions but the point of view is just the opposite. Instead of focusing on *failure* to falsify one focuses on *success*: it is the successful falsification of all rival theories that corroborates the surviving one. The advantage is that one acquires a more explicit understanding of why competing theories are eliminated.

This inductive method will be used several times. First in chapter 2 to show that if a general theory of inference exists, then it must coincide with the usual theory of probability. In other words, we will show that degrees of belief, those measures of plausibility that we require to do inference, should be manipulated and calculated using the ordinary rules of the calculus of probabilities and *therefore* that probabilities *can* be interpreted as degrees of belief [Cox 46, Jaynes 57a, 03].

But with this achievement, enormous as it is, we do not yet reach our final goal. The problem is that what the rules of probability theory will allow us to do is to assign probabilities to some "complex" propositions on the basis of the probabilities that have been previously assigned to other, perhaps more "elementary" propositions. The issue of how to assign probabilities to the elementary propositions is not addressed.

Historically the first partial solution to this problem was suggested by James Bernoulli (1713). The idea is simple: in those situations where there are several alternatives that can be enumerated and counted, and where one has no reason to favor one over another, the alternatives should be deemed equally probable. The equality of the degrees of belief reflects the symmetry of one's state of knowledge or, rather, of ignorance. This mode of reasoning has been called the '*Principle of Insufficient Reason*' and is usually associated with the name of Laplace (1812).

The principle has been particularly successful in dealing with situations where there is some positive, *sufficient* reason to suspect that the various alternatives should be considered equally likely. For example, in certain games of chance the symmetry among possible outcomes is attained on purpose, by construction. These games are special because they are deliberately designed so that information about previous outcomes is irrelevant to the prediction of

future outcomes and the symmetry of our state of ignorance about the future is very robust.

The range of applications of Laplace's principle is, however, limited. There are situations where it is not clear what 'equally likely' means. For example, it might not be possible to count the alternatives or maybe the possible outcomes are distributed over continuous ranges. Also, there are situations where there is information leading one to prefer some alternatives over others; how can such information be incorporated in a systematic way? One needs a method that generalizes Laplace's principle.

Progress toward this goal came from an unexpected direction. While investigating the capacity of communication channels to transmit information Shannon came to appreciate the need for a quantitative measure of the notion of "amount of missing information" or the "amount of uncertainty" in a probability distribution. In 1948 he succeeded in finding such a measure and thereby initiated the field of information theory [Shannon 48].

As we will see in chapter 4 Shannon's argument is a second application of the induction principle above: A general theory, if it exists at all, must apply to special cases. He argued that in order to qualify as a measure of ignorance or of missing information a quantity S would have to satisfy some reasonable conditions – the Shannon axioms – and these conditions were sufficiently constraining to determine the quantity S uniquely: There is only one way to measure the amount of uncertainty in a probability distribution. It was rather surprising that the expression that Shannon obtained for S in communication theory coincided with expressions that had previously been used by Boltzmann and by Gibbs to represent entropy in the very different context of statistical mechanics and thermodynamics. This coincidence led Shannon to choose the name 'entropy' for his quantity S . Somewhat later, however, Brillouin and Jaynes realized that the similarity of Shannon's entropy with Gibbs' entropy could not be a mere coincidence and thus began a process that would radically alter our understanding of the thermodynamical entropy of Clausius. [Brillouin 52, Jaynes 57b]

The crucial contribution of Jaynes was the insight that the Shannon derivation was not limited to information in communication channels, but that the same mathematics can be applied to information in general. It establishes a basis for a general method of inference that includes Laplace's principle of insufficient reason as a special case. In fact, it became clear that on a purely intuitive basis Boltzmann and Gibbs had already found and had made extensive use of this method in statistical mechanics.

With the Boltzmann-Gibbs-Jaynes method we can revisit the question of how to assign those probabilities that will be used as the starting point for the calculation of all others. The answer is simple: among all possible probability distributions that satisfy the constraints implied by the limited available information we select that particular distribution that reflects maximum ignorance about those aspects of the problem about which nothing is known. What else could we do? It seems this is the only intellectually honest way to proceed. And the procedure is mathematically clear: since ignorance is measured by entropy the desired probability distribution is obtained by maximizing the entropy sub-

ject to whatever conditions are known to constrain the system. This is called the *Method of Maximum Entropy* and it is usually abbreviated as MaxEnt.

But the procedure is not without its problems. These may, to some, seem relatively minor, but one may reasonably argue that any problem of principle is necessarily a major problem. For example, the Shannon axioms refer to discrete probability distributions rather than continuous ones, and generalizing his measure of uncertainty is not altogether straightforward. Another, perhaps more serious problem, is that the axioms themselves may be self-evident to some but not to others: do the Shannon axioms really codify what we mean by uncertainty? Are there other measures of uncertainty? Indeed, others have been proposed. Thus, despite its obvious success, in the eyes of many, the MaxEnt method remains controversial and several variations on its justification have been proposed.

In chapter 6 we present an extension of the method of maximum entropy (which we will abbreviate ME to distinguish it from the older MaxEnt) which derives from the work of Shore and Johnson. They point out what is perhaps the main drawback of the Shannon-Jaynes approach: it is indirect. First one finds how to measure amount of uncertainty and then one argues that the only unbiased way to incorporate information into a probability distribution is to maximize this measure subject to constraints. The procedure can be challenged by arguing that, even granted that entropy measures something, how sure can we be this something is uncertainty, ignorance? Shore and Johnson argue that what one really wants is a consistent method to process information directly, without detours that invoke questionable measures of uncertainty.

A third application of the general inductive method – a general theory, if it exists at all, must apply to special cases [Skilling 88] – yields the desired procedure: There is a unique method to update from an old set of beliefs codified in a prior probability distribution into a new set of beliefs described by a new, posterior distribution when the information available is in the form of a constraint on the family of acceptable posteriors. The updated posterior distribution is that of maximum “relative” entropy. The axioms of the ME method are, hopefully, more self-evident: They reflect the conviction that what was learned in the past is important and should not be frivolously ignored. The chosen posterior distribution should coincide with the prior as closely as possible and one should only update those aspects of one’s beliefs for which corrective new evidence has been supplied. Furthermore, since the new axioms do not tell us what and how to update, they merely tell us what not to update, they have the added bonus of maximizing objectivity – there are many ways to change something but only one way to keep it the same. [Caticha 03, Caticha Giffin 06, Caticha 07]

This alternative justification for the method of maximum entropy turns out to be directly applicable to continuous distributions, and it establishes the value of the concept of entropy irrespective of its interpretation in terms of heat, or disorder, or uncertainty. In this approach *entropy is purely a tool for consistent reasoning; strictly, it needs no interpretation.* Perhaps this is the reason why the meaning of entropy has turned out to be such an elusive concept.

Chapter 2

Probability

Our goal is to establish the theory of probability as the general theory for reasoning on the basis of incomplete information. This requires us to tackle two different problems. The first problem is to figure out how to achieve a quantitative description of a state of knowledge. Once this is settled we address the second problem of how to update from one state of knowledge to another when new information becomes available.

Throughout we will assume that the subject matter – the set of statements the truth of which we want to assess – has been clearly specified. This question of what it is that we are actually talking about is much less trivial than it might appear at first sight.¹ Nevertheless, it will not be discussed further.

The first problem, that of describing or characterizing a state of knowledge, requires that we quantify the degree to which we believe each proposition in the set is true. The most basic feature of these beliefs is that they form an interconnected web that must be internally consistent. The idea is that in general the strengths of one's beliefs in some propositions are constrained by one's beliefs in other propositions; beliefs are not independent of each other. For example, the belief in the truth of a certain statement a is strongly constrained by the belief in the truth of its negation, $\text{not-}a$: the more I believe in one, the less I believe in the other. As we will see below, the basic desiderata for such a scheme, which are expressed in the Cox axioms, [Cox 46] lead to a unique formalism in which degrees of belief are related to each other using the standard rules of probability theory. Then we explore some of the consequences. For experiments that can be repeated indefinitely one recovers standard results, such as the law of large numbers, and the connection between probability and frequency.

The second problem, that of updating from one consistent web of beliefs to another when new information becomes available, will be addressed for the special case that the information is in the form of data. The basic updating

¹Consider the example of quantum mechanics: Are we talking about particles, or about experimental setups, or both? Are we talking about position variables, or about momenta, or both? Or neither? Is it the position of the particles or the position of the detectors?

strategy reflects the conviction that what we learned in the past is valuable, that the web of beliefs should only be revised to the extent required by the data. We will see that this principle of *minimal updating* leads to the uniquely natural rule that is widely known as Bayes' theorem. (More general kinds of information can also be processed using the minimal updating principle but they require a more sophisticated tool, namely relative entropy. This topic will be extensively explored later.) As an illustration of the enormous power of Bayes' rule we will briefly explore its application to data analysis.

2.1 Consistent reasoning: degrees of belief

We discussed how the study of physical systems in general requires a theory of inference on the basis of incomplete information. Here we will show that *a general theory of inference, if it exists at all, coincides with the usual theory of probability*. We will show that the quantitative measures of plausibility or *degrees of belief* that we introduce as tools for reasoning should be manipulated and calculated using the ordinary rules of the calculus of probabilities. *Therefore probabilities can be interpreted as degrees of belief*.

The procedure we follow differs in one remarkable way from the traditional way of setting up physical theories. Normally one starts with the mathematical formalism, and then one proceeds to try to figure out what the formalism could possibly mean, one tries to append an interpretation to it. This is a very difficult problem; historically it has affected not only statistical physics – what is the meaning of probabilities and of entropy – but also quantum theory – what is the meaning of wave functions and amplitudes. Here we proceed in the opposite order, we first decide what we are talking about, degrees of belief or plausibility (we use the two expressions interchangeably) and then we *design* rules to manipulate them; we design the formalism, we construct it to suit our purposes. The advantage of this approach is that the issue of meaning, of interpretation, is settled from the start.

Before we proceed further it may be important to emphasize that the degrees of belief discussed here are those held by an idealized rational agent that would not be subject to the practical limitations under which we humans operate. We discuss degrees of *rational* belief and not the irrational and inconsistent beliefs that real humans seem to hold. We are concerned with the ideal optimal standard of rationality that we humans ought to attain at least when discussing scientific matters.

Any suitable measure of belief must allow us to represent the fact that given any two statements a and b one must be able to describe the fact that either a is more plausible than b , or a is less plausible than b , or else a and b are equally plausible. That this is possible is implicit in what we mean by 'plausibility'. Thus we can order assertions according to increasing plausibility: if a statement a is more plausible than b , and b is itself more plausible than another statement c , then a is more plausible than c . Since any transitive ordering, such as the one just described, can be represented with real numbers, we are led to the following

requirement:

Degrees of rational belief (or, as we shall later call them, probabilities) are represented by real numbers.

The next and most crucial requirement is that whenever a degree of belief can be computed in two different ways the two results must agree.

The assignment of degrees of rational belief must be consistent.

Otherwise we could get entangled in confusing paradoxes: by following one computational path we could decide that a statement a is more plausible than a statement b , but if we were to follow a different path we could conclude the opposite. Consistency is the crucial requirement that eliminates vagueness and transforms our general qualitative statements into precise quantitative ones.

Our general theory of inference is constructed using the inductive method described in the previous chapter: If a general theory exists, then it must reproduce the right answers in those special cases where the answers happen to be known; these special cases constrain the general theory; given enough such constraints, the general theory is fully determined.

Before we write down the special cases that will play the role of the axioms of probability theory we should introduce a convenient notation. A degree of plausibility is a real number that we will assign to a statement a on the basis of some information that we have and will obviously depend on what that information actually is. A common kind of information takes the form of another statement b which is asserted to be true. Therefore, a degree of plausibility is a real number assigned to two statements a and b , rather than just one. Our notation should reflect this. Let $P(a|b)$ denote the plausibility that statement a is true provided we know b to be true. $P(a|b)$ is read ‘the degree of plausibility (or, later, the probability) of a given b ’. $P(a|b)$ is commonly called a conditional probability (the probability of a given that condition b holds). When b turns out to be false, we shall regard $P(a|b)$ as undefined. Although the notation $P(a|b)$ is quite convenient we will not always use it; we will often just write $P(a)$ omitting the statement b , or we might even just write P . It is, however, important to realize that degrees of belief and probabilities are always conditional on something even if that something is not explicitly stated.

More notation: For every statement a there exists its negation not- a , which will be denoted with a prime, a' . If a is true, then a' is false and vice versa. Given two statements a_1 and a_2 we can form their *conjunction* ‘ a_1 and a_2 ’ which we will denote it as a_1a_2 . The conjunction is true if and only if both a_1 and a_2 are true. Given a_1 and a_2 , we can also form their *disjunction* ‘ a_1 or a_2 ’. The disjunction will be denoted by $a_1 + a_2$ and it is true when either a_1 or a_2 or both are true; it is false when both a_1 and a_2 are false.

Now we proceed to state the axioms [Cox 46, Jaynes 03].

2.2 The Cox Axioms

The degrees of belief or plausibility we assign to a statement a and to its negation a' are not independent of each other. The more plausible one is, the less plausible the other becomes; if one increases we expect the other to decrease and vice-versa. This is expressed by our first axiom.

Axiom 1. The plausibility of not- a is a monotonic function of the plausibility of a ,

$$P(a'|b) = f(P(a|b)). \quad (2.1)$$

At this point we do not know the precise relation between $P(a|b)$ and $P(a'|b)$, we only know that some such function f must exist.

The second axiom expresses the fact that a measure of plausibility for a complex statement such as the conjunction “ a_1 and a_2 ”, must somehow depend on the separate plausibilities of a_1 and of a_2 . We consider it “self-evident” that the plausibility that both a_1 and a_2 are simultaneously true, $P(a_1a_2|b)$, can be analyzed in stages: In order for a_1a_2 to be true it must first be the case that a_1 is itself true. Thus, $P(a_1a_2|b)$ must depend on $P(a_1|b)$. Furthermore, once we have established that a_1 is in fact true, in order for a_1a_2 to be true, it must be the case that a_2 is also true. Thus, $P(a_1a_2|b)$ must depend on $P(a_2|a_1b)$ as well. This argument is carried out in more detail in [Tribus 69]. Therefore, our second axiom is

Axiom 2. The plausibility $P(a_1a_2|b)$ of a conjunction a_1a_2 , is determined once we specify the plausibility $P(a_1|b)$ of a_1 and the plausibility $P(a_2|a_1b)$ of a_2 given a_1 .

What this means is that $P(a_1a_2|b)$ must be calculable in terms of $P(a_1|b)$ and $P(a_2|a_1b)$: the second axiom asserts that there exists a function g such that

$$P(a_1a_2|b) = g(P(a_1|b), P(a_2|a_1b)). \quad (2.2)$$

Remarkably this is all we need! Note the *qualitative* nature of these axioms: what is being asserted is the existence of some unspecified functions f and g and not their specific quantitative mathematical forms. Furthermore, note that the same f and g apply to any and all propositions. This reflects our desire to construct a single theory of universal applicability. It also means that the axioms represent a huge number of known special cases.

At this point the functions f and g are unknown, but they are not arbitrary. In fact, as we shall see below, the requirement of consistency is very constraining. For example, notice that since $a_1a_2 = a_2a_1$, in 2.2 the roles of a_1 and a_2 may be interchanged,

$$P(a_1a_2|b) = g(P(a_2|b), P(a_1|a_2b)). \quad (2.3)$$

Consistency requires that

$$g(P(a_1|b), P(a_2|a_1b)) = g(P(a_2|b), P(a_1|a_2b)). \quad (2.4)$$

We will have to check that this is indeed the case. As a second example, since $a'' = a$, it must be the case that

$$P(a|b) = P(a''|b) = f(P(a'|b)) = f[f(P(a|b))]. \quad (2.5)$$

The plausibility $P(a|b)$ is just a number, call it u , this can be written as

$$f(f(u)) = u. \quad (2.6)$$

These two constraints are not at this point helpful in fixing the functions f and g . But the following one is.

2.3 Regraduation: the Product Rule

2.3.1 Cox's first theorem

A consistency constraint that follows from the associativity property of the conjunction goes a long way toward fixing the acceptable forms of the function g . The constraint is obtained by noting that since $(ab)c = a(bc)$, we have two ways to compute $P(abc|d)$. Starting from

$$P[(ab)c|d] = P[a(bc)|d], \quad (2.7)$$

we get

$$g[P(ab|d), P(c|abd)] = g[P(a|d), P(bc|ad)] \quad (2.8)$$

and

$$g[g(P(a|d), P(b|ad)), P(c|abd)] = g[P(a|d), g(P(b|ad), P(c|bad))]. \quad (2.9)$$

Writing $P(a|d) = u$, $P(b|ad) = v$, and $P(c|abd) = w$, the "associativity" constraint is

$$g(g(u, v), w) = g(u, g(v, w)). \quad (2.10)$$

It is quite obvious that the functional equation eq.(2.10) has an infinity of solutions. Indeed, by direct substitution one can easily check that functions of the form

$$g(u, v) = G^{-1}[G(u)G(v)] \quad (2.11)$$

are solutions for any invertible (and therefore monotonic) function $G(u)$. What is not so easy to prove is that this is the general solution.

Associativity Theorem: Given any function $g(u, v)$ that satisfies the associativity constraint, eq.(2.10), one can construct another monotonic function $G(u)$ such that

$$G(g(u, v)) = G(u)G(v). \quad (2.12)$$

Cox's proof of this theorem is somewhat lengthy and is relegated to the next subsection.

The significance of this result becomes apparent when one rewrites it as

$$G [P(ab|c)] = G [P(a|c)] G [P(b|ac)] \quad (2.13)$$

and realizes that there was nothing particularly special about the original assignment of real numbers $P(a|c)$, $P(b|ac)$, and so on. Their only purpose was to provide us with a ranking, an ordering of propositions according to how plausible they are. Since the function $G(u)$ is monotonic, the same ordering can be achieved using a new set positive numbers

$$p(a|c) \stackrel{\text{def}}{=} G [P(a|c)], \quad p(b|ac) \stackrel{\text{def}}{=} G [P(b|ac)], \dots \quad (2.14)$$

instead of the old. The advantage of using these ‘regraduated’ plausibilities is that the plausibility of ab can be calculated in terms of the plausibilities of a and of b given a in a particularly simple way: it is just their product. Thus, while the new numbers are neither more nor less correct than the old, they are just considerably more convenient. The theorem can be rephrased as follows.

Cox’s First Regraduation Theorem: Once a consistent representation of the ordering of propositions according to their degree of plausibility has been set up by assigning a real number $P(a|b)$ to each pair of propositions a and b one can always find another equivalent representation by assigning positive numbers $p(a|c)$ that satisfy the product rule

$$p(ab|c) = p(a|c)p(b|ac). \quad (2.15)$$

Perhaps one can make the logic behind this regraduation a little bit clearer by considering the somewhat analogous situation of introducing the quantity temperature as a measure of degree of “hotness”. Clearly any acceptable measure of “hotness” must reflect its transitivity – if a is hotter than b and b is hotter than c then a is hotter than c ; thus, temperatures are represented by real numbers. But the temperature scales are so far arbitrary. While many temperature scales may serve equally well the purpose of ordering systems according to their hotness, there is one choice – the absolute or Kelvin scale – that turns out to be considerably more convenient because it simplifies the mathematical formalism. Switching from an arbitrary temperature scale to the Kelvin scale is one instance of a convenient regraduation. (The details of temperature regraduation are given in chapter 3.)

On the basis of plain common sense one would have expected $g(u, v)$ to be monotonic in both its arguments. Consider a change in the first argument $P(a_1|b)$ while holding the second $P(a_2|a_1b)$ fixed. Since a strengthening the belief in a_1 can only strengthen the belief in a_1a_2 we require that a change in $P(a_1|b)$ should yield a change in $P(a_1a_2|b)$ of the *same* sign. It is therefore a reassuring check that the product rule eq.(2.15) behaves as expected.

2.3.2 Proof of the Associativity Theorem

Understanding the proof that eq.(2.12) is the general solution of the associativity constraint, eq.(2.10), is not necessary for understanding other topics in this

book. This section may be skipped on a first reading. The proof given below, due to Cox, takes advantage of the fact that our interest is not just to find the most general solution but rather that we want the most general solution under the restricted circumstance that the function g is to be used for the purpose of inference. This allows us to impose additional constraints on g .

We will assume that the functions g are continuous and twice differentiable. Indeed inference is quantified common sense and if the function g had turned out to be non-differentiable serious doubts would be cast on the legitimacy of the whole scheme. Furthermore, common sense also requires that $g(u, v)$ be monotonic increasing in both its arguments. Consider a change in the first argument $P(a_1|b)$ while holding the second $P(a_2|a_1b)$ fixed. Since a strengthening of one's belief in a_1 must be reflected in a corresponding strengthening in one's belief in a_1a_2 we require that a change in $P(a_1|b)$ should yield a change in $P(a_1a_2|b)$ of the *same* sign. An analogous line of reasoning leads one to impose that $g(u, v)$ must be monotonic increasing in the second argument as well,

$$\frac{\partial g(u, v)}{\partial u} \geq 0 \quad \text{and} \quad \frac{\partial g(u, v)}{\partial v} \geq 0. \quad (2.16)$$

Let

$$r \stackrel{\text{def}}{=} g(u, v) \quad \text{and} \quad s \stackrel{\text{def}}{=} g(v, w), \quad (2.17)$$

and

$$g_1(u, v) \stackrel{\text{def}}{=} \frac{\partial g(u, v)}{\partial u} \geq 0 \quad \text{and} \quad g_2(u, v) \stackrel{\text{def}}{=} \frac{\partial g(u, v)}{\partial v} \geq 0. \quad (2.18)$$

Then eq.(2.10) and its derivatives with respect to u and v are

$$g(r, w) = g(u, s), \quad (2.19)$$

$$g_1(r, w)g_1(u, v) = g_1(u, s), \quad (2.20)$$

and

$$g_1(r, w)g_2(u, v) = g_2(u, s)g_1(v, w). \quad (2.21)$$

Eliminating $g_1(r, w)$ from these last two equations we get

$$K(u, v) = K(u, s)g_1(v, w). \quad (2.22)$$

where

$$K(u, v) = \frac{g_2(u, v)}{g_1(u, v)}. \quad (2.23)$$

Multiplying eq.(2.22) by $K(v, w)$ we get

$$K(u, v)K(v, w) = K(u, s)g_2(v, w) \quad (2.24)$$

Differentiating the right hand side of eq.(2.24) with respect to v and comparing with the derivative of eq.(2.22) with respect to w , we have

$$\frac{\partial}{\partial v} (K(u, s) g_2(v, w)) = \frac{\partial}{\partial w} (K(u, s) g_1(v, w)) = \frac{\partial}{\partial w} (K(u, v)) = 0. \quad (2.25)$$

Therefore

$$\frac{\partial}{\partial v} (K(u, v) K(v, w)) = 0, \quad (2.26)$$

or,

$$\frac{1}{K(u, v)} \frac{\partial K(u, v)}{\partial v} = -\frac{1}{K(v, w)} \frac{\partial K(v, w)}{\partial v} \stackrel{\text{def}}{=} h(v). \quad (2.27)$$

Integrate using the fact that $K \geq 0$ because both g_1 and g_2 are positive, we get

$$K(u, v) = K(u, 0) \exp \int_0^v h(v') dv', \quad (2.28)$$

and also

$$K(v, w) = K(0, w) \exp - \int_0^v h(v') dv', \quad (2.29)$$

so that

$$K(u, v) = \alpha \frac{H(u)}{H(v)}, \quad (2.30)$$

where $\alpha = K(0, 0)$ is a constant and $H(u)$ is the *positive* function

$$H(u) \stackrel{\text{def}}{=} \exp \left[- \int_0^u h(u') du' \right] \geq 0. \quad (2.31)$$

On substituting back into eqs.(2.22) and (2.24) we get

$$g_1(v, w) = \frac{H(s)}{H(v)} \quad \text{and} \quad g_2(v, w) = \alpha \frac{H(s)}{H(w)}. \quad (2.32)$$

Next, use $s = g(v, w)$, so that

$$ds = g_1(v, w)dv + g_2(v, w)dw. \quad (2.33)$$

Substituting (2.32) we get

$$\frac{ds}{H(s)} = \frac{dv}{H(v)} + \alpha \frac{dw}{H(w)}. \quad (2.34)$$

This is easily integrated. Let

$$G(u) = G(0) \exp \left(\int_0^u \frac{du'}{H(u')} \right), \quad (2.35)$$

so that $du/H(u) = dG(u)/G(u)$. Then

$$G(g(v, w)) = G(v)G^\alpha(w), \quad (2.36)$$

where a multiplicative constant of integration has been absorbed into the constant $G(0)$. Applying this function G twice in eq.(2.10) we obtain

$$G(u)G^\alpha(v)G^\alpha(w) = G(u)G^\alpha(v)G^{\alpha^2}(w), \quad (2.37)$$

so that $\alpha = 1$,

$$G(g(v, w)) = G(v)G(w), \quad (2.38)$$

(The second possibility $\alpha = 0$ is discarded because it leads to $g(u, v) = u$ which is not useful for inference.) This completes our proof eq.(2.12) is the general solution of eq.(2.10): Given any $g(u, v)$ that satisfies eq.(2.10) one can construct the corresponding $G(u)$ using eqs.(2.23), (2.27), (2.31), and (2.35). Furthermore, since $G(u)$ is an exponential its sign is dictated by the constant $G(0)$ which is positive because the right hand side of eq.(2.38) is positive. Finally, since $H(u) \geq 0$, eq. (2.31), the regrduating function $G(u)$ is a monotonic function of its variable u .

2.3.3 Setting the range of degrees of belief

Degrees of belief range from the extreme of total certainty that an assertion is true to the opposite extreme of total certainty that it is false. What numerical values should we assign to these extremes?

Let p_T and p_F be the numerical values assigned to the (regruated) plausibilities of propositions which are known to be true and false respectively. Notice that the extremes should be unique. There is a single p_T and a single p_F . The possibility of assigning two different numerical values, for example p_{T1} and p_{T2} , to propositions known to be true is ruled out by our desire that degrees of plausibility be ordered.

The philosophy behind regruation is to seek the most convenient representation of degrees of belief in terms of real numbers. In particular, we would like our regruated plausibilities to reflect the fact that if b is known to be true then we believe in ab to precisely the same extent as we believe in a , no more and no less. This is expressed by

$$p(ab|b) = p(a|b). \quad (2.39)$$

On the other hand, using the product rule eq.(2.15) we get

$$p(ab|b) = p(b|b)p(a|bb) = p_T p(a|b). \quad (2.40)$$

Comparing eqs.(2.39) and (2.40) we get

$$p_T = 1 \quad (2.41)$$

Thus, the value of p_T is assigned so that eq.(2.39) holds:

Belief that a is true is represented by $p(a) = 1$.

For the other extreme value, p_F , which represents impossibility, consider the plausibility of ab' given b . Using the product rule we have

$$p(ab'|b) = p(a|b)p(b'|ab). \quad (2.42)$$

But $p(ab'|b) = p_F$ and $p(b'|ab) = p_F$. Therefore

$$p_F = p(a|b)p_F. \quad (2.43)$$

Again, this should hold for arbitrary a . Therefore either $p_F = 0$ or ∞ , either value is fine. (The value $-\infty$ is not allowed; negative values of $p(a|b)$ would lead to an inconsistency.) We can either choose plausibilities in the range $[0, 1]$ so that a higher p reflects a higher degree of belief or, alternatively, we can choose ‘implausibilities’ in the range $[1, \infty)$ so that a higher p reflects a lower degree of belief. Both alternatives are equally consistent and correct. The usual convention is to choose the former.

Belief that a is false is represented by $p(a) = 0$.

The numerical values assigned to p_T and p_F follow from a particularly convenient regraduation that led to the product rule. Other possibilities are, of course, legitimate. Instead of eq.(2.14) we could for example have regraduated plausibilities according to $p(a|c) \stackrel{\text{def}}{=} CG [P(a|c)]$ where C is some constant. Then the product rule would read $Cp(ab|c) = p(a|c)p(b|ac)$ and the analysis of the previous paragraphs would have led us to $p_T = C$ and $p_F = 0$ or ∞ . The choice $C = 100$ is quite common; it is implicit in many colloquial uses of the notion of probability, as for example, when one says ‘I am 100% sure that...’. Notice, incidentally, that within a frequentist interpretation most such statements would be meaningless.

2.4 Further regraduation: the Sum Rule

2.4.1 Cox’s second theorem

Having restricted the form of g considerably we next study the function f by requiring its compatibility with g . It is here that we make use of the constraints (2.4) and (2.6) that we had found earlier.

Consider plausibilities P that have gone through a first process of regraduation so that the product rule holds,

$$P(ab|c) = P(a|c)P(b|ac) = P(a|c)f(P(b'|ac)) \quad (2.44)$$

but $P(ab'|c) = P(a|c)P(b'|ac)$, then

$$P(ab|c) = P(a|c)f\left(\frac{P(ab'|c)}{P(a|c)}\right). \quad (2.45)$$

But $P(ab|c)$ is symmetric in $ab = ba$. Therefore

$$P(a|c)f\left(\frac{P(ab'|c)}{P(a|c)}\right) = P(b|c)f\left(\frac{P(a'b|c)}{P(b|c)}\right). \quad (2.46)$$

This must hold irrespective of the choice of a , b , and c . In particular suppose that $b' = ad$. On the left hand side $P(ab'|c) = P(b'|c)$ because $aa = a$. On the right hand side, to simplify $P(a'b|c)$ we note that $a'b' = a'ad$ is false and that $a'b' = (a+b)'$. (In order for $a+b$ to be false it must be the case that both a is false and b is false.) Therefore $a+b$ is true: either a is true or b is true. If b is true then $a'b = a'$. If a is true both a' and $a'b$ are false which means that we also get $a'b = a'$. Therefore on the right hand side $P(a'b|c) = P(a'|c)$ and we get

$$P(a|c)f\left(\frac{f(P(b|c))}{P(a|c)}\right) = P(b|c)f\left(\frac{f(P(a|c))}{P(b|c)}\right). \quad (2.47)$$

Writing $P(a|c) = u$, and $P(b|c) = v$, and $P(c|abd) = w$, the ‘‘compatibility’’ constraint is

$$uf\left(\frac{f(v)}{u}\right) = vf\left(\frac{f(u)}{v}\right). \quad (2.48)$$

We had earlier seen that certainty is represented by 1 and impossibility by 0. Note that when $u = 1$, using $f(1) = 0$ and $f(0) = 1$, we obtain $f[f(v)] = v$. Thus, eq.(2.6) is a special case of (2.48).

Compatibility Theorem: The function $f(u)$ that satisfies the compatibility constraint eq.(2.48) is

$$f(u) = (1 - u^\alpha)^{1/\alpha} \quad \text{or} \quad u^\alpha + f^\alpha(u) = 1. \quad (2.49)$$

where α is a constant.

It is easy to show that eq.(2.49) is a solution – just substitute. What is considerably more difficult is to show that it is the general solution. The proof is given in the next subsection.

As a result of the first theorem we can consider both u and $f(u)$ positive. Therefore, for $\alpha > 0$ impossibility must be represented by 0, while for $\alpha < 0$ impossibility should be represented by ∞ .

The significance of the solution for f becomes clear when eq.(2.49) is rewritten as

$$[P(a|b)]^\alpha + [P(a'|b)]^\alpha = 1, \quad (2.50)$$

and the product rule eq.(2.44) is raised to the same power α ,

$$[P(ab|c)]^\alpha = [P(a|c)]^\alpha [P(b|ac)]^\alpha. \quad (2.51)$$

This shows that, having regraduated plausibilities once, we can simplify the solution (2.50) considerably by regraduating a second time, while still preserving the product rule. This second regraduation is

$$p(a|b) \stackrel{\text{def}}{=} [P(a|b)]^\alpha. \quad (2.52)$$

Cox's Second Regraduation Theorem: Once a consistent representation of the ordering of propositions according to their degree of plausibility has been set up in such a way that the product rule holds, one can regraduate further and find an equivalent and more convenient representation that assigns plausibilities $p(a|b)$ satisfying both the sum rule,

$$p(a|b) + p(a'|b) = 1, \quad (2.53)$$

and the product rule,

$$p(ab|c) = p(a|c)p(b|ac). \quad (2.54)$$

These new, conveniently regraduated degrees of plausibility will be called *probabilities*, positive numbers in the interval $[0, 1]$ with certainty represented by 1 and impossibility by 0. From now on there is no need to refer to plausibilities again; both notations, lower case p as well as upper case P will be used to refer to the regraduated probabilities.

2.4.2 Proof of the Compatibility Theorem

The contents of this section is not essential to understanding other topics in this book. It may be skipped on a first reading.

Just as in our previous consideration of the constraint imposed by associativity on the function g , since the function f is to be used for the purpose of inference we can assume that it is continuous and twice differentiable. Furthermore, once we have gone through the first stage of regraduation, and plausibilities satisfy the product rule eq.(2.15), common sense also requires that the function $f(u)$ be monotonic decreasing,

$$\frac{df(u)}{du} \leq 0 \quad \text{for } 0 \leq u \leq 1,$$

with extreme values such that $f(0) = 1$ and $f(1) = 0$.

The first step is to transform the functional equation (2.48) into an ordinary differential equation. Let

$$r \stackrel{\text{def}}{=} \frac{f(v)}{u} \quad \text{and} \quad s \stackrel{\text{def}}{=} \frac{f(u)}{v}. \quad (2.55)$$

and substitute into eq.(2.48),

$$uf(r) = vf(s). \quad (2.45)$$

Next differentiate eq.(2.48) with respect to u , to v , and to u and v , to get (here primes denote derivatives)

$$f(r) - rf'(r) = f'(s)f'(u), \quad (2.56)$$

$$f(s) - sf'(s) = f'(r)f'(v), \quad (2.57)$$

and

$$\frac{s}{v} f''(s) f'(u) = \frac{r}{u} f''(r) f'(v). \quad (2.58)$$

Multiply eq.(2.48) by eq.(2.58),

$$s f''(s) f'(u) f(s) = r f''(r) f'(v) f(r), \quad (2.59)$$

and use eqs.(2.56) and (2.57) to eliminate $f'(u)$ and $f'(v)$. After rearranging one gets,

$$\frac{s f''(s) f(s)}{f'(s) [f(s) - s f'(s)]} = \frac{r f''(r) f(r)}{f'(r) [f(r) - r f'(r)]}. \quad (2.60)$$

Since the left side does not depend on r , neither must the right side; both sides must actually be constant. Call this constant k . Thus, the problem is reduced to a differential equation,

$$r f''(r) f(r) = k f'(r) [f(r) - r f'(r)]. \quad (2.61)$$

Multiplying by $dr/r f f'$ gives

$$\frac{df'}{f'} = k \left(\frac{dr}{r} - \frac{df}{f} \right). \quad (2.62)$$

Integrating twice gives

$$f(r) = (Ar^\alpha + B)^{1/\alpha}, \quad (2.63)$$

where A and B are integration constants and $\alpha = 1 + k$. Substituting back into eq.(2.48) allows us, after some simple algebra to determine one of the integration constants, $B = A^2$, while substituting into eq.(2.6) yields the other, $A = -1$. This concludes the proof.

2.5 Some remarks on the sum and product rules

2.5.1 On meaning, ignorance and randomness

The product and sum rules can be used as the starting point for a theory of probability: Quite independently of what probabilities could possibly mean, we can develop a formalism of real numbers (measures) that are manipulated according to eqs.(2.53) and (2.54). This is the approach taken by Kolmogorov. The advantage is mathematical clarity and rigor. The disadvantage, of course, is that in actual applications the issue of meaning, of interpretation, turns out to be important because it affects how and why probabilities are used.

The advantage of the approach due to Cox is that the issue of meaning is clarified from the start: the theory was designed to apply to degrees of belief. Consistency requires that these numbers be manipulated according to the rules of probability theory. This is all we need. There is no reference to measures of sets or large ensembles of trials or even to random variables. This is remarkable: it means that we can apply the powerful methods of probability theory

to thinking and reasoning about problems where nothing random is going on, and to single events for which the notion of an ensemble is either absurd or at best highly contrived and artificial. Thus, probability theory is *the* method for consistent reasoning in situations where the information available might be insufficient to reach certainty: probability is *the* tool for dealing with uncertainty and ignorance.

This interpretation is not in conflict with the common view that probabilities are associated with randomness. It may, of course, happen that there is an unknown influence that affects the system in unpredictable ways and that there is a good reason why this influence remains unknown, namely, it is so complicated that the information necessary to characterize it cannot be supplied. Such an influence we call ‘random’. Thus, being random is just one among many possible reasons why a quantity might be uncertain or unknown.

2.5.2 The general sum rule

From the sum and product rules, eqs.(2.53) and (2.54) we can easily deduce a third one:

Theorem: The probability of a disjunction (or) is given by the sum rule

$$p(a + b|c) = p(a|c) + p(b|c) - p(ab|c). \quad (2.64)$$

The proof is straightforward. Use $(a + b)' = a'b'$, (for $a + b$ to be false both a and b must be false) then

$$\begin{aligned} p(a + b|c) &= 1 - p(a'b'|c) = 1 - p(a'|c)p(b'|a'c) = \\ 1 - p(a'|c)(1 - p(b|a'c)) &= p(a|c) + p(a'b|c) = p(a|c) + p(b|c)p(a'|bc) = \\ p(a|c) + p(b|c)(1 - p(a|bc)) &= p(a|c) + p(b|c) - p(ab|c). \end{aligned}$$

These theorems are rather obvious on the basis of the interpretation of a probability as a frequency or as the measure of a set. This is conveyed graphically in a very clear way by Venn diagrams (see fig.2.1).

2.5.3 Independent and mutually exclusive events

In special cases the sum and product rules can be rewritten in various useful ways. Two statements or events a and b are said to be *independent* if the probability of one is not altered by information about the truth of the other. More specifically, event a is independent of b (given c) if

$$p(a|bc) = p(a|c) . \quad (2.65)$$

For independent events the product rule simplifies to

$$p(ab|c) = p(a|c)p(b|c) \quad \text{or} \quad p(ab) = p(a)p(b) . \quad (2.66)$$

The symmetry of these expressions implies that $p(b|ac) = p(b|c)$ as well: if a is independent of b , then b is independent of a .

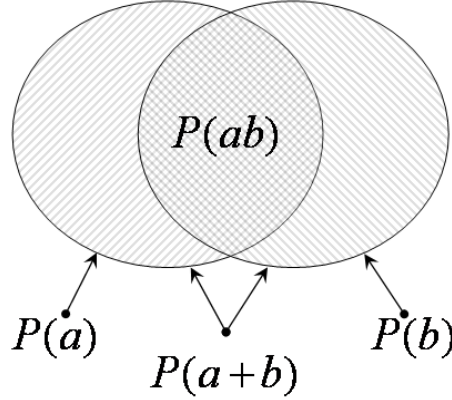


Figure 2.1: Venn diagram showing $P(a)$, $P(b)$, $P(ab)$ and $P(a+b)$.

Two statements or events a_1 and a_2 are *mutually exclusive* given b if they cannot be true simultaneously, i.e., $p(a_1 a_2 | b) = 0$. Notice that neither $p(a_1 | b)$ nor $p(a_2 | b)$ need vanish. For mutually exclusive events the sum rule simplifies to

$$p(a_1 + a_2 | b) = p(a_1 | b) + p(a_2 | b). \quad (2.67)$$

The generalization to many mutually exclusive statements a_1, a_2, \dots, a_n (mutually exclusive given b) is immediate,

$$p(a_1 + a_2 + \dots + a_n | b) = \sum_{i=1}^n p(a_i | b). \quad (2.68)$$

If one of the statements a_1, a_2, \dots, a_n is necessarily true, i.e., they cover all possibilities, they are said to be *exhaustive*. Then their conjunction is necessarily true, $a_1 + a_2 + \dots + a_n = \top$, so that

$$p(a_1 + a_2 + \dots + a_n | b) = 1. \quad (2.69)$$

If, in addition to being exhaustive, the statements a_1, a_2, \dots, a_n are also mutually exclusive then

$$\sum_{i=1}^n p(a_i) = 1. \quad (2.70)$$

A useful generalization involving the probabilities $p(a_i | b)$ conditional on any arbitrary proposition b is

$$\sum_{i=1}^n p(a_i | b) = 1. \quad (2.71)$$

The proof is straightforward:

$$p(b) = p(b\top) = \sum_{i=1}^n p(ba_i) = p(b) \sum_{i=1}^n p(a_i | b). \quad (2.72)$$

2.5.4 Marginalization

Once we decide that it is legitimate to quantify degrees of belief by real numbers p the problem becomes how do we assign these numbers. The sum and product rules show how we should assign probabilities to some statements once probabilities have been assigned to others. Here is an important example of how this works.

We want to assign a probability to a particular statement b . Let a_1, a_2, \dots, a_n be mutually exclusive and exhaustive statements and suppose that the probabilities of the conjunctions ba_j are known. We want to calculate $p(b)$ given the joint probabilities $p(ba_j)$. The solution is straightforward: sum $p(ba_j)$ over all a_j s, use the product rule, and eq.(2.71) to get

$$\sum_j p(ba_j) = p(b) \sum_j p(a_j|b) = p(b) . \quad (2.73)$$

This procedure, called marginalization, is quite useful when we want to eliminate uninteresting variables a so we can concentrate on those variables b that really matter to us. The distribution $p(b)$ is referred to as the marginal of the joint distribution $p(ab)$.

For a second use of formulas such as these suppose that we happen to know the conditional probabilities $p(b|a)$. When a is known we can make good inferences about b , but what can we tell about b when we are uncertain about the actual value of a ? Then we proceed as follows. Use of the sum and product rules gives

$$p(b) = \sum_j p(ba_j) = \sum_j p(b|a_j)p(a_j) . \quad (2.74)$$

This is quite reasonable: the probability of b is the probability we would assign if the value of a were precisely known, averaged over all as . The assignment $p(b)$ clearly depends on how uncertain we are about the value of a . In the extreme case when we are totally certain that a takes the particular value a_k we have $p(a_j) = \delta_{jk}$ and we recover $p(b) = p(b|a_k)$ as expected.

2.6 The expected value

Suppose we know that a quantity x can take values x_i with probabilities p_i . Sometimes we need an estimate for the quantity x . What should we choose? It seems reasonable that those values x_i that have larger p_i should have a dominant contribution to x . We therefore make the following reasonable choice: The expected value of the quantity x is denoted by $\langle x \rangle$ and is given by

$$\langle x \rangle \stackrel{\text{def}}{=} \sum_i p_i x_i . \quad (2.75)$$

The term ‘expected’ value is not always an appropriate one because $\langle x \rangle$ may not be one of the actually allowed values x_i and, therefore, it is not a value we

would expect. The expected value of a die toss is $(1 + \dots + 6)/6 = 3.5$ which is not an allowed result.

Using the average $\langle x \rangle$ as an estimate for the expected value of x is reasonable, but it is also somewhat arbitrary. Alternative estimates are possible; for example, one could have chosen the value for which the probability is maximum – this is called the ‘mode’. This raises two questions.

The first question is whether $\langle x \rangle$ is a good estimate. If the probability distribution is sharply peaked all the values of x that have appreciable probabilities are close to each other and to $\langle x \rangle$. Then $\langle x \rangle$ is a good estimate. But if the distribution is broad the actual value of x may deviate from $\langle x \rangle$ considerably. To describe quantitatively how large this deviation might be we need to describe how broad the probability distribution is.

A convenient measure of the width of the distribution is the root mean square (*rms*) deviation defined by

$$\Delta x \stackrel{\text{def}}{=} \left\langle (x - \langle x \rangle)^2 \right\rangle^{1/2}. \quad (2.76)$$

The quantity Δx is also called the standard deviation, its square $(\Delta x)^2$ is called the variance. For historical reasons it is common to refer to the ‘variance of x ’ but this is misleading because it suggests that x itself could vary; Δx refers to our knowledge about x .

If $\Delta x \ll \langle x \rangle$ then x will not deviate much from $\langle x \rangle$ and we expect $\langle x \rangle$ to be a good estimate.

The definition of Δx is somewhat arbitrary. It is dictated both by common sense and by convenience. Alternatively we could have chosen to define the width of the distribution as $\langle |x - \langle x \rangle| \rangle$ or $\langle (x - \langle x \rangle)^4 \rangle^{1/4}$ but these definitions are less convenient for calculations.

Now that we have a way of deciding whether $\langle x \rangle$ is a good estimate for x we may raise a second question: Is there such a thing as the “best” estimate for x ? Consider another estimate x' . We expect x' to be accurate provided the deviations from it are small, i.e., $\langle (x - x')^2 \rangle$ is small. The best x' is that for which its variance is a minimum

$$\left. \frac{d}{dx'} \langle (x - x')^2 \rangle \right|_{x'_{\text{best}}} = 0, \quad (2.77)$$

which implies $x'_{\text{best}} = \langle x \rangle$. Conclusion: $\langle x \rangle$ is the best estimate for x when by “best” we mean the one with the smallest variance. But other choices are possible, for example, had we actually decided to minimize the width $\langle |x - x'| \rangle$ the best estimate would have been the median, $x'_{\text{best}} = x_m$, a value such that $\text{Prob}(x < x_m) = \text{Prob}(x > x_m) = 1/2$.

We conclude this section by mentioning two important identities that will be repeatedly used in what follows. The first is that the average deviation from the mean vanishes,

$$\langle x - \langle x \rangle \rangle = 0, \quad (2.78)$$

because deviations from the mean are just as likely to be positive and negative. The second useful identity is

$$\langle (x - \langle x \rangle)^2 \rangle = \langle x^2 \rangle - \langle x \rangle^2. \quad (2.79)$$

The proofs are trivial – just use the definition (2.75).

2.7 The binomial distribution

Suppose the probability of a certain event α is p . The probability of α not happening is $1 - p$. Using the theorems discussed earlier we can obtain the probability that α happens m times in N independent trials. The probability that α happens in the first m trials and not- α or α' happens in the subsequent $N - m$ trials is, using the product rule for independent events, $p^m(1 - p)^{N - m}$. But this is only one particular ordering of the m α s and the $N - m$ α' s. There are

$$\frac{N!}{m!(N - m)!} = \binom{N}{m} \quad (2.80)$$

such orderings. Therefore, using the sum rule for mutually exclusive events, the probability of m α s in N independent trials irrespective of the particular order of α s and α' s is

$$P(m|N, p) = \binom{N}{m} p^m (1 - p)^{N - m}. \quad (2.81)$$

This is called the binomial distribution.

Using the binomial theorem (hence the name of the distribution) one can show these probabilities are correctly normalized:

$$\sum_{m=0}^N P(m|N, p) = \sum_{m=0}^N \binom{N}{m} p^m (1 - p)^{N - m} = (p + (1 - p))^N = 1. \quad (2.82)$$

The range of applicability of this distribution is enormous. Whenever trials are independent of each other (i.e., the outcome of one trial has no influence on the outcome of another, or alternatively, knowing the outcome of one trial provides us with no information about the possible outcomes of another) the distribution is binomial. Independence is the crucial feature.

The expected number of α s is

$$\langle m \rangle = \sum_{m=0}^N m P(m|N, p) = \sum_{m=0}^N m \binom{N}{m} p^m (1 - p)^{N - m}.$$

This sum over m is complicated. The following elegant trick is useful. Consider the sum

$$S(p, q) = \sum_{m=0}^N m \binom{N}{m} p^m q^{N - m},$$

where p and q are independent variables. After we calculate S we will replace q by $1 - p$ to obtain the desired result, $\langle m \rangle = S(p, 1 - p)$. The calculation of S is easy if we note that $m p^m = p \frac{\partial}{\partial p} p^m$. Then, using the binomial theorem

$$S(p, q) = p \frac{\partial}{\partial p} \sum_{m=0}^N \binom{N}{m} p^m q^{N-m} = p \frac{\partial}{\partial p} (p + q)^N = Np (p + q)^{N-1}.$$

Replacing q by $1 - p$ we obtain our best estimate for the expected number of as

$$\langle m \rangle = Np. \quad (2.83)$$

This is the best estimate, but how good is it? To answer we need to calculate Δm . The variance is

$$(\Delta m)^2 = \langle (m - \langle m \rangle)^2 \rangle = \langle m^2 \rangle - \langle m \rangle^2,$$

which requires we calculate $\langle m^2 \rangle$,

$$\langle m^2 \rangle = \sum_{m=0}^N m^2 P(m|N, p) = \sum_{m=0}^N m^2 \binom{N}{m} p^m (1 - p)^{N-m}.$$

We can use the same trick we used before to get $\langle m \rangle$:

$$S'(p, q) = \sum_{m=0}^N m^2 \binom{N}{m} p^m q^{N-m} = p \frac{\partial}{\partial p} \left(p \frac{\partial}{\partial p} (p + q)^N \right).$$

Therefore,

$$\langle m^2 \rangle = (Np)^2 + Np(1 - p), \quad (2.84)$$

and the final result for the *rms* deviation Δm is

$$\Delta m = \sqrt{Np(1 - p)}. \quad (2.85)$$

Now we can address the question of how good an estimate $\langle m \rangle$ is. Notice that Δm grows with N . This might seem to suggest that our estimate of m gets worse for large N but this is not quite true because $\langle m \rangle$ also grows with N . The ratio

$$\frac{\Delta m}{\langle m \rangle} = \sqrt{\frac{(1 - p)}{Np}} \propto \frac{1}{N^{1/2}}, \quad (2.86)$$

shows that while both the estimate $\langle m \rangle$ and its uncertainty Δm grow with N , the relative uncertainty decreases.

2.8 Probability vs. frequency: the law of large numbers

Notice that the “frequency” $f = m/N$ of α s obtained in one N -trial sequence is not equal to p . For one given fixed value of p , the frequency f can take any one of the values $0/N, 1/N, 2/N, \dots, N/N$. What is equal to p is not the frequency itself but its expected value. Using eq.(2.83),

$$\langle f \rangle = \langle \frac{m}{N} \rangle = p . \quad (2.87)$$

For large N the distribution is quite narrow and the probability that the observed frequency of α s differs from p tends to zero as $N \rightarrow \infty$. Using eq.(2.85),

$$\Delta f = \Delta \left(\frac{m}{N} \right) = \frac{\Delta m}{N} = \sqrt{\frac{p(1-p)}{N}} \propto \frac{1}{N^{1/2}} . \quad (2.88)$$

The same ideas are more precisely conveyed by a theorem due to Bernoulli known as the ‘weak law of large numbers’. A simple proof of the theorem involves an inequality due to Tchebyshev. Let $\rho(x) dx$ be the probability that a variable X lies in the range between x and $x + dx$,

$$P(x < X < x + dx) = \rho(x) dx .$$

The variance of X satisfies

$$(\Delta x)^2 = \int (x - \langle x \rangle)^2 \rho(x) dx \geq \int_{|x - \langle x \rangle| \geq \varepsilon} (x - \langle x \rangle)^2 \rho(x) dx ,$$

where ε is an arbitrary constant. Replacing $(x - \langle x \rangle)^2$ by its least value ε^2 gives

$$(\Delta x)^2 \geq \varepsilon^2 \int_{|x - \langle x \rangle| \geq \varepsilon} \rho(x) dx = \varepsilon^2 P(|x - \langle x \rangle| \geq \varepsilon) ,$$

which is Tchebyshev’s inequality,

$$P(|x - \langle x \rangle| \geq \varepsilon) \leq \left(\frac{\Delta x}{\varepsilon} \right)^2 . \quad (2.89)$$

Next we prove Bernoulli’s theorem, the weak law of large numbers. First a special case. Let p be the probability of outcome α in an experiment E , $P(\alpha|E) = p$. In a sequence of N independent repetitions of E the probability of m outcomes α is binomial. Substituting

$$\langle f \rangle = p \quad \text{and} \quad (\Delta f)^2 = \frac{p(1-p)}{N}$$

into Tchebyshev’s inequality we get Bernoulli’s theorem,

$$P(|f - p| \geq \varepsilon | E^N) \leq \frac{p(1-p)}{N\varepsilon^2} . \quad (2.90)$$

Therefore, the probability that the observed frequency f is appreciably different from p tends to zero as $N \rightarrow \infty$. Or equivalently: for any small ε , the probability that the observed frequency $f = m/N$ lies in the interval between $p - \varepsilon/2$ and $p + \varepsilon/2$ tends to unity as $N \rightarrow \infty$.

In the mathematical/statistical literature this result is commonly stated in the form

$$f \longrightarrow p \quad \text{in probability.} \quad (2.91)$$

The qualifying words ‘in probability’ are crucial: we are not saying that the observed f tends to p for large N . What vanishes for large N is not the difference $f - p$ itself, but rather the *probability* that $|f - p|$ is larger than a certain (small) amount.

Thus, probabilities and frequencies are not the same thing but they are related to each other. Since $\langle f \rangle = p$, one might perhaps be tempted to define the probability p in terms of the expected frequency $\langle f \rangle$, but this does not work either. The problem is that the notion of expected value already presupposes that the concept of probability has been defined previously. The definition of a probability in terms of expected values is unsatisfactory because it is circular.

The law of large numbers is easily generalized beyond the binomial distribution. Consider the average

$$x = \frac{1}{N} \sum_{r=1}^N x_r, \quad (2.92)$$

where x_1, \dots, x_N are N independent variables with the same mean $\langle x_r \rangle = \mu$ and variance $\text{var}(x_r) = (\Delta x_r)^2 = \sigma^2$. (In the previous discussion leading to eq.(2.90) each variable x_r is either 1 or 0 according to whether outcome α happens or not in the r th repetition of experiment E .)

To apply Tchebyshev’s inequality, eq.(2.89), we need the mean and the variance of x . Clearly,

$$\langle x \rangle = \frac{1}{N} \sum_{r=1}^N \langle x_r \rangle = \frac{1}{N} N \mu = \mu. \quad (2.93)$$

Furthermore, since the x_r are independent, their variances are additive. For example,

$$\text{var}(x_1 + x_2) = \text{var}(x_1) + \text{var}(x_2). \quad (2.94)$$

(Prove it.) Therefore,

$$\text{var}(x) = \sum_{r=1}^N \text{var}\left(\frac{x_r}{N}\right) = N \left(\frac{\sigma}{N}\right)^2 = \frac{\sigma^2}{N}. \quad (2.95)$$

Tchebyshev’s inequality now gives,

$$P(|x - \mu| \geq \varepsilon | E^N) \leq \frac{\sigma^2}{N\varepsilon^2} \quad (2.96)$$

so that for any $\varepsilon > 0$

$$\lim_{N \rightarrow \infty} P(|x - \mu| \geq \varepsilon | E^N) = 0 \quad \text{or} \quad \lim_{N \rightarrow \infty} P(|x - \mu| \leq \varepsilon | E^N) = 1, \quad (2.97)$$

or

$$x \longrightarrow \mu \quad \text{in probability.} \quad (2.98)$$

Again, what vanishes for large N is not the difference $x - \mu$ itself, but rather the *probability* that $|x - \mu|$ is larger than any given small amount.

2.9 The Gaussian distribution

The Gaussian distribution is quite remarkable, it applies to a wide variety of problems such as the distribution of errors affecting experimental data, the distribution of velocities of molecules in gases and liquids, the distribution of fluctuations of thermodynamical quantities, and so on and on. One suspects that a deeply fundamental reason must exist for its wide applicability. Somehow the Gaussian distribution manages to codify the information that happens to be relevant for prediction in a wide variety of problems. The Central Limit Theorem discussed below provides an explanation.

2.9.1 The de Moivre-Laplace theorem

The Gaussian distribution turns out to be a special case of the binomial distribution. It applies to situations when the number N of trials and the expected number of α s, $\langle m \rangle = Np$, are both very large (i.e., N large, p not too small).

To find an analytical expression for the Gaussian distribution we note that when N is large the binomial distribution,

$$P(m|N, p) = \frac{N!}{m!(N-m)!} p^m (1-p)^{N-m},$$

is very sharply peaked: $P(m|N, p)$ is essentially zero unless m is very close to $\langle m \rangle = Np$. This suggests that to find a good approximation for P we need to pay special attention to a very small range of m and this can be done following the usual approach of a Taylor expansion. A problem is immediately apparent: if a small change in m produces a small change in P then we only need to keep the first few terms, but in our case P is a very sharp function. To reproduce this kind of behavior we need a huge number of terms in the series expansion which is impractical. Having diagnosed the problem one can easily find a cure: instead of finding a Taylor expansion for the rapidly varying P , one finds an expansion for $\log P$ which varies much more smoothly.

Let us therefore expand $\log P$ about its maximum at m_0 , the location of which is at this point still unknown. The first few terms are

$$\log P = \log P|_{m_0} + \left. \frac{d \log P}{dm} \right|_{m_0} (m - m_0) + \frac{1}{2} \left. \frac{d^2 \log P}{dm^2} \right|_{m_0} (m - m_0)^2 + \dots,$$

where

$$\log P = \log N! - \log m! - \log (N - m)! + m \log p + (N - m) \log (1 - p).$$

What is a derivative with respect to an integer? For large m the function $\log m!$ varies so slowly (relative to the huge value of $\log m!$ itself) that we may consider m to be a continuous variable. Then

$$\frac{d \log m!}{dm} \approx \frac{\log m! - \log (m-1)!}{1} = \log \frac{m!}{(m-1)!} = \log m. \quad (2.99)$$

Integrating one obtains a very useful approximation – called the Stirling approximation – for the logarithm of a large factorial

$$\log m! \approx \int_0^m \log x \, dx = (x \log x - x)|_0^m = m \log m - m.$$

A somewhat better expression which includes the next term in the Stirling expansion is

$$\log m! \approx m \log m - m + \frac{1}{2} \log 2\pi m + \dots \quad (2.100)$$

Notice that the third term is much smaller than the first two; the first two terms are of order m while the last is of order $\log m$. For $m = 10^{23}$, $\log m$ is only 55.3.

The derivatives in the Taylor expansion are

$$\frac{d \log P}{dm} = -\log m + \log(n-m) + \log p - \log(1-p) = \log \frac{p(N-m)}{m(1-p)},$$

and

$$\frac{d^2 \log P}{dm^2} = -\frac{1}{m} - \frac{1}{N-m} = \frac{-N}{m(N-m)}.$$

To find the value m_0 where P is maximum set $d \log P / dm = 0$. This gives $m_0 = Np = \langle m \rangle$, and substituting into the second derivative of $\log P$ we get

$$\left. \frac{d^2 \log P}{dm^2} \right|_{\langle m \rangle} = -\frac{1}{Np(1-p)} = -\frac{1}{(\Delta m)^2}.$$

Therefore

$$\log P = \log P(\langle m \rangle) - \frac{(m - \langle m \rangle)^2}{2 (\Delta m)^2} + \dots$$

or

$$P(m) = P(\langle m \rangle) \exp \left[-\frac{(m - \langle m \rangle)^2}{2 (\Delta m)^2} \right].$$

The remaining unknown constant $P(\langle m \rangle)$ can be evaluated by requiring that the distribution $P(m)$ be properly normalized, that is

$$1 = \sum_{m=0}^N P(m) \approx \int_0^N P(x) \, dx \approx \int_{-\infty}^{\infty} P(x) \, dx.$$

Using

$$\int_{-\infty}^{\infty} e^{-\alpha x^2} dx = \sqrt{\frac{\pi}{\alpha}},$$

we get

$$P(\langle m \rangle) = \frac{1}{\sqrt{2\pi(\Delta m)^2}}.$$

Thus, the expression for the Gaussian distribution with mean $\langle m \rangle$ and *rms* deviation Δm is

$$P(m) = \frac{1}{\sqrt{2\pi(\Delta m)^2}} \exp\left[-\frac{(m - \langle m \rangle)^2}{2(\Delta m)^2}\right]. \quad (2.101)$$

It can be rewritten as a probability for the frequency $f = m/N$ using $\langle m \rangle = Np$ and $(\Delta m)^2 = Np(1-p)$. The probability that f lies in the small range $df = 1/N$ is

$$p(f)df = \frac{1}{\sqrt{2\pi\sigma_N^2}} \exp\left[-\frac{(f-p)^2}{2\sigma_N^2}\right] df, \quad (2.102)$$

where $\sigma_N^2 = p(1-p)/N$.

To appreciate the significance of the theorem consider a macroscopic variable x built up by adding a large number of small contributions, $x = \sum_{n=1}^N \xi_n$, where the ξ_n are statistically independent. We assume that each ξ_n takes the value ε with probability p , and the value 0 with probability $1-p$. Then the probability that x takes the value $m\varepsilon$ is given by the binomial distribution $P(m|N, p)$. For large N the probability that x lies in the small range $m\varepsilon \pm dx/2$ where $dx = \varepsilon$ is

$$p(x)dx = \frac{1}{\sqrt{2\pi(\Delta x)^2}} \exp\left[-\frac{(x - \langle x \rangle)^2}{2(\Delta x)^2}\right] dx, \quad (2.103)$$

where $\langle x \rangle = Np\varepsilon$ and $(\Delta x)^2 = Np(1-p)\varepsilon^2$. Thus, *the Gaussian distribution arises whenever we have a quantity that is the result of adding a large number of small independent contributions*. The derivation above assumes that the microscopic contributions are discrete (binomial, either 0 or ε), and identically distributed but, as shown in the next section, both of these conditions can be relaxed.

2.9.2 The Central Limit Theorem

Consider the average

$$x = \frac{1}{N} \sum_{r=1}^N x_r, \quad (2.104)$$

of N independent variables x_1, \dots, x_N . Our goal is to calculate the probability of x in the limit of large N . Let $p_r(x_r)$ be the probability distribution for the r th variable with

$$\langle x_r \rangle = \mu_r \quad \text{and} \quad (\Delta x_r)^2 = \sigma_r^2 . \quad (2.105)$$

The probability density for x is given by the integral

$$P(x) = \int dx_1 \dots dx_N p_1(x_1) \dots p_N(x_N) \delta \left(x - \frac{1}{N} \sum_{r=1}^N x_r \right) . \quad (2.106)$$

(This is just an exercise in the sum and product rules.) To calculate $P(x)$ introduce the averages

$$\bar{\mu} \stackrel{\text{def}}{=} \frac{1}{N} \sum_{r=1}^N \mu_r \quad \text{and} \quad \bar{\sigma}^2 \stackrel{\text{def}}{=} \frac{1}{N} \sum_{r=1}^N \sigma_r^2 , \quad (2.107)$$

and consider the distribution for the variable $x - \bar{\mu}$ which is $\text{Pr}(x - \bar{\mu}) = P(x)$. It's Fourier transform,

$$\begin{aligned} F(k) &= \int dx \text{Pr}(x - \bar{\mu}) e^{ik(x - \bar{\mu})} = \int dx P(x) e^{ik(x - \bar{\mu})} \\ &= \int dx_1 \dots dx_N p_1(x_1) \dots p_N(x_N) \exp \left[\frac{ik}{N} \sum_{r=1}^N (x_r - \mu_r) \right] , \end{aligned}$$

can be rearranged into a product

$$F(k) = \left[\int dx_1 p_1(x_1) e^{i \frac{k}{N} (x_1 - \mu_1)} \right] \dots \left[\int dx_N p_N(x_N) e^{i \frac{k}{N} (x_N - \mu_N)} \right] . \quad (2.108)$$

The Fourier transform $f(k)$ of a distribution $p(\xi)$ has many interesting and useful properties. For example,

$$f(k) = \int d\xi p(\xi) e^{ik\xi} = \langle e^{ik\xi} \rangle , \quad (2.109)$$

and the series expansion of the exponential gives

$$f(k) = \left\langle \sum_{n=0}^{\infty} \frac{(ik\xi)^n}{n!} \right\rangle = \sum_{n=0}^{\infty} \frac{(ik)^n}{n!} \langle \xi^n \rangle . \quad (2.110)$$

In words, the coefficients of the Taylor expansion of $f(k)$ give all the moments of $p(\xi)$. The Fourier transform $f(k)$ is called the *moment generating function* and also the *characteristic function* of the distribution.

Going back to our calculation of $P(x)$, eq.(2.106), its Fourier transform, eq.(2.108) is,

$$F(k) = \prod_{r=1}^N f_r \left(\frac{k}{N} \right) , \quad (2.111)$$

where

$$\begin{aligned}
 f_r\left(\frac{k}{N}\right) &= \int dx_r p_r(x_r) e^{i\frac{k}{N}(x_r - \mu_r)} \\
 &= 1 + i\frac{k}{N} \langle x_r - \mu_r \rangle - \frac{k^2}{2N^2} \langle (x_r - \mu_r)^2 \rangle + \dots \\
 &= 1 - \frac{k^2 \sigma_r^2}{2N^2} + O\left(\frac{k^3}{N^3}\right). \tag{2.112}
 \end{aligned}$$

For a sufficiently large N this can be written as

$$f_r\left(\frac{k}{N}\right) \longrightarrow \exp\left(-\frac{k^2 \sigma_r^2}{2N^2}\right). \tag{2.113}$$

so that

$$F(k) = \exp\left(-\frac{k^2}{2N^2} \sum_{r=1}^N \sigma_r^2\right) = \exp\left(-\frac{k^2 \bar{\sigma}^2}{2N}\right). \tag{2.114}$$

Finally, taking the inverse Fourier transform, we obtain the desired result, which is called the central limit theorem

$$\Pr(x - \bar{\mu}) = P(x) = \frac{1}{\sqrt{2\pi\bar{\sigma}^2/N}} \exp\left(-\frac{(x - \bar{\mu})^2}{2\bar{\sigma}^2/N}\right). \tag{2.115}$$

To conclude we comment on its significance. We have shown that almost independently of the form of the distributions $p_r(x_r)$ the distribution of the average x is Gaussian centered at $\bar{\mu}$ with standard deviation $\bar{\sigma}^2/N$. Not only the $p_r(x_r)$ need not be binomial, they do not even have to be equal to each other. This helps to explain the widespread applicability of the Gaussian distribution: it applies to almost any ‘macro-variable’ (such as x) that results from adding a large number of independent ‘micro-variables’ (such as x_r/N).

But there are restrictions; although very common, Gaussian distributions do not obtain always. A careful look at the derivation above shows the crucial step was taken in eqs.(2.112) and (2.114) where we neglected the contributions of the third and higher moments. Earlier we mentioned that the success of Gaussian distributions is due to the fact that they codify the information that happens to be relevant to the particular phenomenon under consideration. Now we see what that relevant information might be: it is contained in the first two moments, the mean and the variance – Gaussian distributions are successful when third and higher moments are irrelevant. (This can be stated more precisely in terms as the so-called Lyapunov condition.)

Later we shall approach this same problem from the point of view of the method of maximum entropy and there we will show that, indeed, the Gaussian distribution can be derived as the distribution that codifies information about the mean and the variance while remaining maximally ignorant about everything else.

2.10 Updating probabilities: Bayes' rule

Now that we have solved the problem of how to represent a state of knowledge as a consistent web of interconnected beliefs we can address the problem of updating from one consistent web of beliefs to another when new information becomes available. We will only consider those special situations where the information to be processed is in the form of data.

Specifically the problem is to update our beliefs about θ (either a single parameter or many) on the basis of data x (either a single number or several) and of a known relation between θ and x . The updating consists of replacing the *prior* probability distribution $p(\theta)$ that represents our beliefs before the data is processed, by a *posterior* distribution $p_{\text{new}}(\theta)$ that applies after the data has been processed.

2.10.1 Formulating the problem

We must first describe the state of our knowledge before the data has been collected or, if the data has already been collected, before we have taken it into account. At this stage of the game not only we do not know θ , we do not know x either. As mentioned above, in order to infer θ from x we must also know how these two quantities are related to each other. Without this information one cannot proceed further. Fortunately we usually know enough about the physics of an experiment that if θ were known we would have a fairly good idea of what values of x to expect. For example, given a value θ for the charge of the electron, we can calculate the velocity x of an oil drop in Millikan's experiment, add some uncertainty in the form of Gaussian noise and we have a very reasonable estimate of the conditional distribution $p(x|\theta)$. The distribution $p(x|\theta)$ is called the *sampling* distribution and also (less appropriately) the *likelihood*. We will assume it is known.

We should emphasize that the crucial information about how x is related to θ is contained in the functional form of the distribution $p(x|\theta)$ – say, whether it is a Gaussian or a Cauchy distribution – and not in the actual values of the arguments x and θ which are, at this point, still unknown.

Thus, to describe the web of prior beliefs we must know the prior $p(\theta)$ and also the sampling distribution $p(x|\theta)$. This means that we must know the full joint distribution,

$$p(\theta, x) = p(\theta)p(x|\theta) . \quad (2.116)$$

This is very important: we must be clear about what we are talking about. The relevant universe of discourse is neither the space Θ of possible parameters θ nor is it the space \mathcal{X} of possible data x . It is rather the product space $\Theta \times \mathcal{X}$ and the probability distributions that concern us are the joint distributions $p(\theta, x)$.

Next we collect data: the observed value turns out to be X . Our goal is to use this information to update to a web of posterior beliefs represented by a new joint distribution $p_{\text{new}}(\theta, x)$. How shall we choose $p_{\text{new}}(\theta, x)$? The new data tells us that the value of x is now known to be X . Therefore, the new web

of beliefs must be such that

$$p_{\text{new}}(x) = \int d\theta p_{\text{new}}(\theta, x) = \delta(x - X) . \quad (2.117)$$

(For simplicity we have here assumed that x is a continuous variable; had x been discrete Dirac δ s would be replaced by Kronecker δ s.) This is all we know but it is not sufficient to determine $p_{\text{new}}(\theta, x)$. Apart from the general requirement that the new web of beliefs must be internally consistent there is nothing in any of our previous considerations that induces us to prefer one consistent web over another. A new principle is needed.

2.10.2 Minimal updating: Bayes' rule

The basic updating strategy that we adopt below reflects the conviction that what we have learned in the past, the prior knowledge, is a valuable resource that should not be squandered. Prior beliefs should be revised only when this is demanded by the new information; the new web of beliefs should coincide with the old one as much as possible. We propose to adopt the following

Principle of Minimal Updating (PMU): The web of beliefs needs to be revised *only* to the extent required by the new data.

This seems so reasonable and natural that an explicit statement may seem superfluous. The important point, however, is that *it is not logically necessary*. We could update in many other ways that preserve both internal consistency and consistency with the new information.

As we saw above the new data, eq.(2.117), does not fully determine the joint distribution

$$p_{\text{new}}(\theta, x) = p_{\text{new}}(x)p_{\text{new}}(\theta|x) = \delta(x - X)p_{\text{new}}(\theta|x) . \quad (2.118)$$

All distributions of the form

$$p_{\text{new}}(\theta, x) = \delta(x - X)p_{\text{new}}(\theta|X) , \quad (2.119)$$

where $p_{\text{new}}(\theta|X)$ remains arbitrary is compatible with the newly acquired data. We still need to assign $p_{\text{new}}(\theta|X)$. It is at this point that we invoke the PMU. We stipulate that no further revision is needed and set

$$p_{\text{new}}(\theta|X) = p_{\text{old}}(\theta|X) = p(\theta|X) . \quad (2.120)$$

Therefore, the web of posterior beliefs is described by

$$p_{\text{new}}(\theta, x) = \delta(x - X)p(\theta|X) . \quad (2.121)$$

The posterior probability $p_{\text{new}}(\theta)$ is

$$p_{\text{new}}(\theta) = \int dx p_{\text{new}}(\theta, x) = \int dx \delta(x - X)p(\theta|X) , \quad (2.122)$$

or,

$$p_{\text{new}}(\theta) = p(\theta|X) . \quad (2.123)$$

In words, the *posterior probability equals the prior conditional probability of θ given X* . This result, known as Bayes' rule, is extremely reasonable: we *maintain* those beliefs about θ that are consistent with the data values X that turned out to be true. Data values that were not observed are discarded because they are now known to be false. 'Maintain' is the key word: it reflects the PMU in action.

Using the product rule

$$p(\theta, X) = p(\theta)p(X|\theta) = p(X)p(\theta|X) , \quad (2.124)$$

Bayes' rule can be written as

$$p_{\text{new}}(\theta) = p(\theta) \frac{p(X|\theta)}{p(X)} . \quad (2.125)$$

Remark: Bayes' rule is usually written in the form

$$p(\theta|X) = p(\theta) \frac{p(X|\theta)}{p(X)} , \quad (2.126)$$

and called Bayes' theorem. This formula is very simple; perhaps it is too simple. It is just a restatement of the product rule, eq.(2.124), and therefore it is a simple consequence of the *internal* consistency of the *prior* web of beliefs. The drawback of this formula is that the left hand side is not the *posterior* but rather the *prior conditional* probability; it obscures the fact that an additional principle – the PMU – was needed for updating.

The interpretation of Bayes' rule is straightforward: according to eq.(2.125) the posterior distribution $p_{\text{new}}(\theta)$ gives preference to those values of θ that were previously preferred as described by the prior $p(\theta)$, but this is now modulated by the likelihood factor $p(X|\theta)$ in such a way as to enhance our preference for values of θ that make the data more likely, less surprising. The factor in the denominator $p(X)$ which is the prior probability of the data is given by

$$p(X) = \int p(\theta)p(X|\theta) d\theta , \quad (2.127)$$

and plays the role of a normalization constant for the posterior distribution $p_{\text{new}}(\theta)$. It does not help to discriminate one value of θ from another because it affects all values of θ equally and is therefore not important except, as we shall see later in this chapter, in problems of model selection.

Neither the rule, eq.(2.123), nor the theorem, eq.(2.126), was ever actually written down by Bayes. The person who first explicitly stated the theorem and, more importantly, who first realized its deep significance was Laplace.

Example: is there life on Mars?

Suppose we are interested in whether there is life on Mars or not. How is the probability that there is life on Mars altered by new data indicating the presence of water on Mars. Let θ = ‘There is life on Mars’. The prior information includes the fact I = ‘All known life forms require water’. The new data is that X = ‘There is water on Mars’. Let us look at Bayes’ rule. We can’t say much about $p(X|I)$ but whatever its value it is definitely less than 1. On the other hand $p(X|\theta I) \approx 1$. Therefore the factor multiplying the prior is larger than 1. Our belief in the truth of θ is strengthened by the new data X . This is just common sense, but notice that this kind of probabilistic reasoning cannot be carried out if one adheres to a strictly frequentist interpretation – there is no set of trials. The name ‘Bayesian probabilities’ given to ‘degrees of belief’ originates in the fact that it is only under this interpretation that the full power of Bayes’ rule can be exploited.

Example: testing positive for a rare disease

Suppose you are tested for a disease, say cancer, and the test turns out to be positive. Suppose further that the test is said to be 99% accurate. Should you panic? It may be wise to proceed with caution.

One should start by explaining that ‘99% accurate’ means that when the test is applied to people known to have cancer the result is positive 99% of the time, and when applied to people known to be healthy, the result is negative 99% of the time. We express this accuracy as $p(y|c) = A = 0.99$ and $p(n|\bar{c}) = A = 0.99$ (y and n stand for ‘positive’ and ‘negative’, c and \bar{c} stand for ‘cancer’ or ‘no cancer’). There is a 1% probability of false positives, $p(y|\bar{c}) = 1 - A$, and a 1% probability of false negatives, $p(n|c) = 1 - A$.

On the other hand, what we really want to know is $p_{\text{new}}(c) = p(c|y)$, the probability of having cancer given that you tested positive. This is not the same as the probability of testing positive given that you have cancer, $p(y|c)$; the two probabilities are not the same thing! So there might be some hope. The connection between what we want, $p(c|y)$, and what we know, $p(y|c)$, is given by Bayes’ theorem,

$$p(c|y) = \frac{p(c)p(y|c)}{p(y)} .$$

An important virtue of Bayes’ rule is that it doesn’t just tell you how to process information; it also tells you what information you should seek. In this case one should find $p(c)$, the probability of having cancer irrespective of being tested positive or negative. Suppose you inquire and find that the incidence of cancer in the general population is 1%; this means that $p(c) = 0.01$. Thus,

$$p(c|y) = \frac{p(c)A}{p(y)}$$

One also needs to know $p(y)$, the probability of the test being positive irre-

spective of whether the person has cancer or not. To obtain $p(y)$ use

$$p(\tilde{c}|y) = \frac{p(\tilde{c})p(y|\tilde{c})}{p(y)} = \frac{(1-p(c))(1-A)}{p(y)},$$

and $p(c|y) + p(\tilde{c}|y) = 1$ which leads to our final answer

$$p(c|y) = \frac{p(c)A}{p(c)A + (1-p(c))(1-A)}. \quad (2.128)$$

For an accuracy $A = 0.99$ and an incidence $p(c) = 0.01$ we get $p(c|y) = 50\%$ which is not nearly as bad as one might have originally feared. Should one dismiss the information provided by the test as misleading? No. Note that the probability of having cancer prior to the test was 1% and on learning the test result this was raised all the way up to 50%. Note also that when the disease is really rare, $p(c) \rightarrow 0$, we still get $p(c|y) \rightarrow 0$ even when the test is quite accurate. This means that for rare diseases most positive tests turn out to be false positives.

We conclude that both the prior and the data contain important information; neither should be neglected.

Remark: The previous discussion illustrates a mistake that is common in verbal discussions: if h denotes a hypothesis and e is some evidence, it is quite obvious that we should not confuse $p(e|h)$ with $p(h|e)$. However, when expressed verbally the distinction is not nearly as obvious. For example, in a criminal trial jurors might be told that if the defendant were guilty (the hypothesis) the probability of some observed evidence would be large, and the jurors might easily be misled into concluding that given the evidence the probability is high that the defendant is guilty. Lawyers call this the *prosecutor's fallacy*.

Example: uncertain data

As before we want to update from a prior joint distribution $p(\theta, x) = p(x)p(\theta|x)$ to a posterior joint distribution $p_{\text{new}}(\theta, x) = p_{\text{new}}(x)p_{\text{new}}(\theta|x)$ when information becomes available. When the information is data X that precisely fixes the value of x , we impose that $p_{\text{new}}(x) = \delta(x - X)$. The remaining unknown $p_{\text{new}}(\theta|x)$ is determined by invoking the PMU: no further updating is needed. This fixes $p_{\text{new}}(\theta|x)$ to be the old $p(\theta|x)$ and yields Bayes' rule.

It may happen, however, that there is a measurement error. The data X that was actually observed does not constrain the value of x completely. To be explicit let us assume that the remaining uncertainty in x is well understood: the observation X constrains our beliefs about x to a distribution $P_X(x)$ that happens to be known. $P_X(x)$ could, for example, be a Gaussian distribution centered at X , with some known standard deviation σ .

This information is incorporated into the posterior distribution, $p_{\text{new}}(\theta, x) = p_{\text{new}}(x)p_{\text{new}}(\theta|x)$, by imposing that $p_{\text{new}}(x) = P_X(x)$. The remaining conditional distribution is, as before, determined by invoking the PMU,

$$p_{\text{new}}(\theta|x) = p_{\text{old}}(\theta|x) = p(\theta|x), \quad (2.129)$$

and therefore, the joint posterior is

$$p_{\text{new}}(\theta, x) = P_X(x)p(\theta|x) . \quad (2.130)$$

Marginalizing over the uncertain x yields the new posterior for θ ,

$$p_{\text{new}}(\theta) = \int dx P_X(x)p(\theta|x) . \quad (2.131)$$

This generalization of Bayes' rule is sometimes called Jeffrey's conditionalization rule.

Incidentally, this is an example of updating that shows that *it is not always the case that information comes purely in the form of data X* . In the derivation above there clearly is some information in the observed value X and some information in the particular functional form of the distribution $P_X(x)$, whether it is a Gaussian or some other distribution.

The common element in our previous derivation of Bayes' rule and in the present derivation of Jeffrey's rule is that in both cases the information being processed is a constraint on the allowed posterior marginal distributions $p_{\text{new}}(x)$. Later we shall see (chapter 5) how the updating rules can be generalized still further to apply to even more general constraints.

2.10.3 Multiple experiments, sequential updating

The problem here is to update our beliefs about θ on the basis of data x_1, x_2, \dots, x_n obtained in a sequence of experiments. The relations between θ and the variables x_i are given through known sampling distributions. We will assume that the experiments are independent but they need not be identical. When the experiments are not independent it is more appropriate to refer to them as being performed is a single more complex experiment the outcome of which is a set of numbers $\{x_1, \dots, x_n\}$.

For simplicity we deal with just two identical experiments. The prior web of beliefs is described by the joint distribution,

$$p(x_1, x_2, \theta) = p(\theta) p(x_1|\theta)p(x_2|\theta) = p(x_1)p(\theta|x_1)p(x_2|\theta) , \quad (2.132)$$

where we have used independence, $p(x_2|\theta, x_1) = p(x_2|\theta)$.

The first experiment yields the data $x_1 = X_1$. Bayes' rule gives the updated distribution for θ as

$$p_1(\theta) = p(\theta|X_1) = p(\theta) \frac{p(X_1|\theta)}{p(X_1)} . \quad (2.133)$$

The second experiment yields the data $x_2 = X_2$ and requires a second application of Bayes' rule. The posterior $p_1(\theta)$ in eq.(2.133) now plays the role of the prior and the new posterior distribution for θ is

$$p_{12}(\theta) = p_1(\theta|X_2) = p_1(\theta) \frac{p(X_2|\theta)}{p_1(X_2)} . \quad (2.134)$$

We have explicitly followed the update from $p(\theta)$ to $p_1(\theta)$ to $p_{12}(\theta)$. It is straightforward to show that the same result is obtained if the data from both experiments were processed simultaneously,

$$p_{12}(\theta) = p(\theta|X_1, X_2) = p(\theta) \frac{p(X_1, X_2|\theta)}{p(X_1, X_2)}. \quad (2.135)$$

Indeed, using eq.(2.132) and (2.133), this last equation can be rewritten as

$$p_{12}(\theta) = p(\theta) \frac{p(X_1|\theta)}{p(X_1)} \frac{p(X_2|\theta)}{p(X_2|X_1)} = p_1(\theta) \frac{p(X_2|\theta)}{p(X_2|X_1)}, \quad (2.136)$$

and it remains to show that $p(X_2|X_1) = p_1(X_2)$. This last step is straightforward; use eq.(2.134) and (2.133):

$$\begin{aligned} p_1(X_2) &= \int p_1(\theta) p(X_2|\theta) d\theta = \int p(\theta) \frac{p(X_1|\theta)}{p(X_1)} p(X_2|\theta) d\theta \\ &= \int \frac{p(X_1, X_2, \theta)}{p(X_1)} d\theta = p(X_2|X_1). \end{aligned} \quad (2.137)$$

From the symmetry of eq.(2.135) it is clear that the same posterior $p_{12}(\theta)$ is obtained irrespective of the order that the data X_1 and X_2 are processed. The commutativity of Bayesian updating follows from the special circumstance that the information conveyed by one experiment does not revise or render obsolete the information conveyed by the other experiment. As we generalize our methods of inference for processing other kinds of information that do interfere with each other (and therefore one may render the other obsolete) we should not expect, much less demand, that commutativity will continue to hold.

2.10.4 Remarks on priors

Let us return to the question of the extent to which probabilities incorporate subjective and objective elements. We have seen that Bayes' rule allows us to update from prior to posterior distributions. The posterior distributions incorporate the presumably objective information contained in the data plus whatever earlier beliefs had been codified into the prior. To the extent that the Bayes updating rule is itself unique one can claim that the posterior is "more objective" than the prior. As we update more and more we should expect that our probabilities should reflect more and more the input data and less and less the original subjective prior distribution. In other words, some subjectivity is unavoidable at the beginning of an inference chain, but it can be gradually suppressed as more and more information is processed.

The problem of choosing the first prior in the inference chain is a difficult one. We will tackle it in several different ways. Later in this chapter, as we introduce some elementary notions of data analysis, we will address it in the standard way: just make a "reasonable" guess – whatever that might mean. With experience and intuition this seems to work well. But when addressing

new problems we have neither experience nor intuition and guessing is risky. We would like to develop more systematic ways to proceed. Indeed it can be shown that certain types of prior information (for example, symmetries and/or other constraints) can be objectively translated into a prior once we have developed the appropriate tools – entropy and geometry. (See e.g. [Caticha Preuss 04] and references therein.)

Our immediate goal here is, first, to remark on the dangerous consequences of extreme degrees of belief, and then to prove our previous intuitive assertion that the accumulation of data will swamp the original prior and render it irrelevant.

Dangerous extremes: the prejudiced mind

The consistency of Bayes' rule can be checked for the extreme cases of certainty and impossibility: Let B describe any background information. If $p(\theta|B) = 1$, then $\theta B = B$ and $p(X|\theta B) = p(X|B)$, so that Bayes' rule gives

$$p_{\text{new}}(\theta|B) = p(\theta|B) \frac{p(X|\theta B)}{p(X|B)} = 1 . \quad (2.138)$$

A similar argument can be carried through in the case of impossibility: If $p(\theta|B) = 0$, then $p_{\text{new}}(\theta|B) = 0$. Conclusion: if we are absolutely certain about the truth of θ , acquiring data X will have absolutely no effect on our opinions; the new data is worthless.

This should serve as a warning to the dangers of erroneously assigning a probability of 1 or of 0: since no amount of data could sway us from our prior beliefs we may decide we did not need to collect the data in the first place. If you are absolutely sure that Jupiter has no moons, you may either decide that it is not necessary to look through the telescope, or, if you do look and you see some little bright spots, you will probably decide the spots are mere optical illusions. Extreme degrees of belief are dangerous: a truly prejudiced mind does not, and indeed, *cannot* question its own beliefs.

Lots of data overwhelms the prior

As more and more data is accumulated according to the sequential updating described earlier one would expect that the continuous inflow of information will eventually render irrelevant whatever prior information we might have had at the start. This is indeed the case: unless we have assigned a pathological prior – all we need is a prior that is smooth where the likelihood is large – after a large number of experiments the posterior becomes essentially independent of the prior.

Consider N independent repetitions of a certain experiment E that yield the data $X = \{X_1 \dots X_N\}$. The corresponding likelihood is

$$p(X|\theta) = \prod_{r=1}^N p(X_r|\theta) , \quad (2.139)$$

and the posterior distribution $p_{\text{new}}(\theta)$ is

$$p(\theta|X) = \frac{p(\theta)}{p(X)} p(X|\theta) = \frac{p(\theta)}{p(X)} \prod_{r=1}^N p(X_r|\theta) . \quad (2.140)$$

To investigate the extent to which the data X supports the particular value θ_1 rather than any other value θ_2 it is convenient to study the ratio

$$\frac{p(\theta_1|X)}{p(\theta_2|X)} = \frac{p(\theta_1)}{p(\theta_2)} R(X) , \quad (2.141)$$

where we introduce the likelihood ratios,

$$R(X) \stackrel{\text{def}}{=} \prod_{r=1}^N R_r(X_r) \quad \text{and} \quad R_r(X_r) \stackrel{\text{def}}{=} \frac{p(X_r|\theta_1)}{p(X_r|\theta_2)} . \quad (2.142)$$

We want to prove the following theorem: Barring two trivial exceptions, for any arbitrarily large positive Λ , we have

$$\lim_{N \rightarrow \infty} P(R(X) > \Lambda | \theta_1) = 1 \quad (2.143)$$

or, in other words,

$$\text{given } \theta_1, \quad R(X) \longrightarrow \infty \quad \text{in probability.} \quad (2.144)$$

The significance of the theorem is that as data accumulates a rational person becomes more and more convinced of the truth – in this case the true value is θ_1 – and this happens essentially irrespective of the prior $p(\theta)$.

The theorem fails in two cases: first, when the prior $p(\theta_1)$ vanishes, in which case probabilities conditional on θ_1 are meaningless, and second, when $p(X_r|\theta_1) = p(X_r|\theta_2)$ for all X_r which describes an experiment E that is flawed because it cannot distinguish between θ_1 and θ_2 .

The proof of the theorem is an application of the weak law of large numbers. Consider the quantity

$$\frac{1}{N} \log R(X) = \frac{1}{N} \sum_{r=1}^N \log R_r(X_r) \quad (2.145)$$

Since the variables $\log R_r(X_r)$ are independent, eq.(2.97) gives

$$\lim_{N \rightarrow \infty} P \left(\left| \frac{1}{N} \log R(X) - K(\theta_1, \theta_2) \right| \leq \varepsilon | \theta_1 \right) = 1 \quad (2.146)$$

where ε is any small positive number and

$$\begin{aligned} K(\theta_1, \theta_2) &= \left\langle \frac{1}{N} \log R(X) | \theta_1 \right\rangle \\ &= \sum_{X_r} p(X_r|\theta_1) \log R_r(X_r) . \end{aligned} \quad (2.147)$$

In other words,

$$\text{given } \theta_1, \quad e^{N(K-\varepsilon)} \leq R(X) \leq e^{N(K+\varepsilon)} \quad \text{in probability.} \quad (2.148)$$

In Chapter 4 we will prove that $K(\theta_1, \theta_2) \geq 0$ with equality if and only if the two distributions $p(X_r|\theta_1)$ and $p(X_r|\theta_2)$ are identical, which is precisely the second of the two trivial exceptions we explicitly avoid. Thus $K(\theta_1, \theta_2) > 0$, and this concludes the proof.

We see here the first appearance of a quantity,

$$K(\theta_1, \theta_2) = + \sum_{X_r} p(X_r|\theta_1) \log \frac{p(X_r|\theta_1)}{p(X_r|\theta_2)}, \quad (2.149)$$

that will prove to be central in later discussions. When multiplied by -1 , the quantity $-K(\theta_1, \theta_2)$ is called the *relative entropy*,² that is the entropy of $p(X_r|\theta_1)$ relative to $p(X_r|\theta_2)$. It can be interpreted as a measure of the extent that the distribution $p(X_r|\theta_1)$ can be distinguished from $p(X_r|\theta_2)$.

2.11 Examples from data analysis

To illustrate the use of Bayes' theorem as a tool to process information when the information is in the form of data we consider some elementary examples from the field of data analysis. (For detailed treatments that are friendly to physicists see e.g. [Sivia Skilling 06, Gregory 05].)

2.11.1 Parameter estimation

Suppose the probability for the quantity x depends on certain parameters θ , $p = p(x|\theta)$. Although most of the discussion here can be carried out for an arbitrary function p it is best to be specific and focus on the important case of a Gaussian distribution,

$$p(x|\mu, \sigma) = \frac{1}{\sqrt{2\pi\sigma^2}} \exp\left(-\frac{(x-\mu)^2}{2\sigma^2}\right). \quad (2.150)$$

The objective is to estimate the parameters $\theta = (\mu, \sigma)$ on the basis of a set of data $X = \{X_1, \dots, X_N\}$. We assume the measurements are statistically independent of each other and use Bayes' theorem to get

$$p(\mu, \sigma|X) = \frac{p(\mu, \sigma)}{p(X)} \prod_{i=1}^N p(X_i|\mu, \sigma). \quad (2.151)$$

Independence is important in practice because it leads to considerable practical simplifications but it is not essential: instead of N independent measurements

²Other names include relative information, directed divergence, and Kullback-Leibler distance.

each providing a single datum we would have a single complex experiment that provides N non-independent data.

Looking at eq.(2.151) we see that a more precise formulation of the same problem is the following. We want to estimate certain parameters θ , in our case μ and σ , from repeated measurements of the quantity x on the basis of *several* pieces of information. The most obvious is

1. The information contained in the actual values of the collected data X .

Almost equally obvious (at least to those who are comfortable with the Bayesian interpretation of probabilities) is

2. The information about the parameters that is codified into the prior distribution $p(\theta)$.

Where and how this prior information was obtained is not relevant at this point; it could have resulted from previous experiments, or from other background knowledge about the problem. The only relevant part is whatever ended up being distilled into $p(\theta)$.

The last piece of information is not always explicitly recognized; it is

3. The information that is codified into the functional form of the ‘sampling’ distribution $p(X|\theta)$.

If we are to estimate parameters θ on the basis of measurements of a quantity x it is clear that we must know how θ and x are related to each other. Notice that item 3 refers to the *functional form* – whether the distribution is Gaussian as opposed to Poisson or binomial or something else – and not to the actual values of the data X which is what is taken into account in item 1. The nature of the relation in $p(X|\theta)$ is in general statistical but it could also be completely deterministic. For example, when X is a known function of θ , say $X = f(\theta)$, we have $p(X|\theta) = \delta[X - f(\theta)]$. In this latter case there is no need for Bayes’ rule.

Eq. (2.151) is rewritten as

$$p(\mu, \sigma|X) = \frac{p(\mu, \sigma)}{p(X)} \frac{1}{(2\pi\sigma^2)^{N/2}} \exp \left[-\sum_{i=1}^N \frac{(X_i - \mu)^2}{2\sigma^2} \right] \quad (2.152)$$

Introducing the sample average \bar{X} and sample variance s^2 ,

$$\bar{X} = \frac{1}{N} \sum_{i=1}^N X_i \quad \text{and} \quad s^2 = \frac{1}{N} \sum_{i=1}^N (X_i - \bar{X})^2, \quad (2.153)$$

eq.(2.152) becomes

$$p(\mu, \sigma|X) = \frac{p(\mu, \sigma)}{p(X)} \frac{1}{(2\pi\sigma^2)^{N/2}} \exp \left[-\frac{(\mu - \bar{X})^2 + s^2}{2\sigma^2/N} \right]. \quad (2.154)$$

It is interesting that the data appears here only in the particular combination in eq.(2.153) – different sets of data characterized by the same \bar{X} and s^2 lead to the same inference about μ and σ . (As discussed earlier the factor $p(X)$ is not relevant here since it can be absorbed into the normalization of the posterior $p(\mu, \sigma|X)$.)

Eq. (2.154) incorporates the information described in items 1 and 3 above. The prior distribution, item 2, remains to be specified. Let us start by considering the simple case where the value of σ is actually known. Then $p(\mu, \sigma) = p(\mu)\delta(\sigma - \sigma_0)$ and the goal is to estimate μ . Bayes' theorem is now written as

$$p(\mu|X) = \frac{p(\mu)}{p(X)} \frac{1}{(2\pi\sigma_0^2)^{N/2}} \exp \left[-\sum_{i=1}^N \frac{(X_i - \mu)^2}{2\sigma_0^2} \right] \quad (2.155)$$

$$= \frac{p(\mu)}{p(X)} \frac{1}{(2\pi\sigma_0^2)^{N/2}} \exp \left[-\frac{(\mu - \bar{X})^2 + s^2}{2\sigma_0^2/N} \right]$$

$$\propto p(\mu) \exp \left[-\frac{(\mu - \bar{X})^2}{2\sigma_0^2/N} \right]. \quad (2.156)$$

Suppose further that we know nothing about μ ; it could have any value. This state of extreme ignorance is represented by a very broad distribution that we take as essentially uniform within some large range; μ is just as likely to have one value as another. For $p(\mu) \sim \text{const}$ the posterior distribution is Gaussian, with mean given by the sample average \bar{x} , and variance σ_0^2/N . The best estimate for the value of μ is the sample average and the uncertainty is the standard deviation. This is usually expressed in the form

$$\mu = \bar{X} \pm \frac{\sigma_0}{\sqrt{N}}. \quad (2.157)$$

Note that the estimate of μ from N measurements has a much smaller error than the estimate from just one measurement; the individual measurements are plagued with errors but they tend to cancel out in the sample average.

In the case of very little prior information – the uniform prior – we have recovered the same results as in the standard non-Bayesian data analysis approach. The real difference arises when prior information is available: the non-Bayesian approach can't deal with it and can only proceed by ignoring it. On the other hand, within the Bayesian approach prior information is easily taken into account. For example, if we know on the basis of other physical considerations that μ has to be positive we assign $p(\mu) = 0$ for $\mu < 0$ and we calculate the estimate of μ from the truncated Gaussian in eq.(2.156).

A slightly more complicated case arises when the value of σ is not known. Let us assume again that our ignorance of both μ and σ is quite extreme and choose a uniform prior,

$$p(\mu, \sigma) \propto \begin{cases} C & \text{for } \sigma > 0 \\ 0 & \text{otherwise.} \end{cases} \quad (2.158)$$

Another popular choice is a prior that is uniform in μ and in $\log \sigma$. When there is a considerable amount of data the two choices lead to practically the same conclusions but we see that there is an important question here: what do we mean by the word ‘uniform’? Uniform in terms of which variable? σ , or σ^2 , or $\log \sigma$? Later we shall have much more to say about this misleadingly innocuous question.

To estimate μ we return to eq.(2.152) or (2.154). For the purpose of estimating μ the variable σ is an uninteresting nuisance which, as discussed in section 2.5.4, is eliminated through marginalization,

$$p(\mu|X) = \int_0^\infty d\sigma p(\mu, \sigma|X) \quad (2.159)$$

$$\propto \int_0^\infty d\sigma \frac{1}{\sigma^N} \exp \left[-\frac{(\mu - \bar{X})^2 + s^2}{2\sigma^2/N} \right]. \quad (2.160)$$

Change variables to $t = 1/\sigma$, then

$$p(\mu|X) \propto \int_0^\infty dt t^{N-2} \exp \left[-\frac{t^2}{2} N \left((\mu - \bar{X})^2 + s^2 \right) \right]. \quad (2.161)$$

Repeated integrations by parts lead to

$$p(\mu|X) \propto \left[N \left((\mu - \bar{X})^2 + s^2 \right) \right]^{-\frac{N-1}{2}}, \quad (2.162)$$

which is called the *Student-t* distribution. Since the distribution is symmetric the estimate for μ is easy to get,

$$\langle \mu \rangle = \bar{X}. \quad (2.163)$$

The posterior $p(\mu|X)$ is a Lorentzian-like function raised to some power. As the number of data grows, say $N \gtrsim 10$, the tails of the distribution are suppressed and $p(\mu|X)$ approaches a Gaussian. To obtain an error bar in the estimate $\mu = \bar{X}$ we can estimate the variance of μ using the following trick. Note that for the Gaussian in eq.(2.150),

$$\left. \frac{d^2}{dx^2} \log p(x|\mu, \sigma) \right|_{x_{\max}} = -\frac{1}{\sigma^2}. \quad (2.164)$$

Therefore, to the extent that eq.(2.162) approximates a Gaussian, we can write

$$(\Delta\mu)^2 \approx \left[-\left. \frac{d^2}{d\mu^2} \log p(\mu|X) \right|_{\mu_{\max}} \right]^{-1} = \frac{s^2}{N-1}. \quad (2.165)$$

(This explains the famous factor of $N-1$. As we can see it is not a particularly fundamental result; it follows from approximations that are meaningful only for large N .)

We can also estimate σ directly from the data. This requires that we marginalize over μ ,

$$p(\sigma|X) = \int_{-\infty}^{\infty} d\mu p(\mu, \sigma|X) \quad (2.166)$$

$$\propto \frac{1}{\sigma^N} \exp\left[-\frac{Ns^2}{2\sigma^2}\right] \int_{-\infty}^{\infty} d\mu \exp\left[-\frac{(\mu - \bar{X})^2}{2\sigma^2/N}\right]. \quad (2.167)$$

The Gaussian integral over μ is $(2\pi\sigma^2/N)^{1/2} \propto \sigma$ and therefore

$$p(\sigma|X) \propto \frac{1}{\sigma^{N-1}} \exp\left[-\frac{Ns^2}{2\sigma^2}\right]. \quad (2.168)$$

As an estimate for σ we can use the value where the distribution is maximized,

$$\sigma_{\max} = \sqrt{\frac{N}{N-1}} s, \quad (2.169)$$

which agrees with our previous estimate of $(\Delta\mu)^2$,

$$\frac{\sigma_{\max}^2}{N} = \frac{s^2}{N-1}. \quad (2.170)$$

An error bar for σ itself can be obtained using the previous trick (provided N is large enough) of taking a second derivative of $\log p$. The result is

$$\sigma = \sigma_{\max} \pm \frac{\sigma_{\max}}{\sqrt{2(N-1)}}. \quad (2.171)$$

2.11.2 Curve fitting

The problem of fitting a curve to a set of data points is a problem of parameter estimation. There are no new issues of principle to be resolved. In practice, however, it can be considerably more complicated than the simple cases discussed in the previous paragraphs.

The problem is as follows. The observed data is in the form of pairs (X_i, Y_i) with $i = 1, \dots, N$ and we believe that the true y s are related to the X s through a function $y_i = f_{\theta}(x_i)$ which depends on several parameters θ . The goal is to estimate the parameters θ and the complication is that the measured values of y are afflicted by experimental errors,

$$Y_i = f_{\theta}(X_i) + \varepsilon_i. \quad (2.172)$$

For simplicity we assume that the probability of the error ε_i is Gaussian with mean $\langle \varepsilon_i \rangle = 0$ and that the variances $\langle \varepsilon_i^2 \rangle = \sigma^2$ are known and the same for all data pairs. We also assume that there are no errors affecting the X s. A more realistic account might have to reconsider these assumptions.

The sampling distribution is

$$p(Y|\theta) = \prod_{i=1}^N p(Y_i|\theta) , \quad (2.173)$$

where

$$p(Y_i|\theta) = \frac{1}{\sqrt{2\pi\sigma^2}} \exp\left(-\frac{(Y_i - f_\theta(X_i))^2}{2\sigma^2}\right) . \quad (2.174)$$

Bayes' theorem gives,

$$p(\theta|Y) \propto p(\theta) \exp\left[-\sum_{i=1}^N \frac{(Y_i - f_\theta(X_i))^2}{2\sigma^2}\right] . \quad (2.175)$$

As an example, suppose that we are trying to fit a straight line through data points

$$f(x) = a + bx , \quad (2.176)$$

and suppose further that being ignorant about the values of $\theta = (a, b)$ we choose $p(\theta) = p(a, b) \sim \text{const}$, then

$$p(a, b|Y) \propto \exp\left[-\sum_{i=1}^N \frac{(Y_i - a - bX_i)^2}{2\sigma^2}\right] . \quad (2.177)$$

A good estimate of a and b is the value that maximizes the posterior distribution, which as we see, is equivalent to using the method of least squares. But this Bayesian analysis, simple as it is, can already give us more: from $p(a, b|Y)$ we can also estimate the uncertainties Δa and Δb which lies beyond the scope of least squares.

2.11.3 Model selection

Suppose we are trying to fit a curve $y = f_\theta(x)$ through data points (X_i, Y_i) , $i = 1, \dots, N$. How do we choose the function f_θ ? To be specific let f_θ be a polynomial of order n ,

$$f_\theta(x) = \theta_0 + \theta_1 x + \dots + \theta_n x^n , \quad (2.178)$$

the techniques of the previous section allow us to estimate the parameters $\theta_0, \dots, \theta_n$ but how do we decide the order n ? Should we fit a straight or a quadratic line? It is not obvious. Having more parameters means that we will be able to achieve a closer fit to the data, which is good, but we might also be fitting the noise, which is bad. The same problem arises when the data shows peaks and we want to estimate their location, their width, and *their number*; could there be an additional peak hiding in the noise? Are we just fitting noise, or does the data really support one additional peak?

We say these are ‘problems of model selection’. To appreciate how important they can be consider replacing the modestly unassuming word ‘model’ by the more impressive sounding word ‘theory’. Given two competing theories, which

one does the data support best? What is at stake is nothing less than the foundation of experimental science.

On the basis of data X we want to select one model among several competing candidates labeled by $m = 1, 2, \dots$. Suppose model m is defined in terms of some parameters $\theta_m = \{\theta_{m1}, \theta_{m2}, \dots\}$ and their relation to the data X is contained in the sampling distribution $p(X|m, \theta_m)$. The extent to which the data supports model m , *i.e.*, the probability of model m given the data, is given by Bayes' theorem,

$$p(m|X) = \frac{p(m)}{p(X)} p(X|m), \quad (2.179)$$

where $p(m)$ is the prior for the model. The factor $p(X|m)$, which is the prior probability for the data given the model, plays the role of a likelihood. It is often called the 'evidence'. This is not altogether appropriate because the meaning of $p(X|m)$ is already given as "the prior probability of the data." There is nothing more to be said about it. Calling it the 'evidence' can only mislead us by suggesting interpretations and therefore uses that go beyond and could conceivably be in conflict with its probability meaning.³ After this warning, we follow standard practice. The "evidence" is calculated from

$$p(X|m) = \int d\theta_m p(X, \theta_m|m) = \int d\theta_m p(\theta_m|m) p(X|m, \theta_m). \quad (2.180)$$

Therefore

$$p(m|X) \propto p(m) \int d\theta_m p(\theta_m|m) p(X|m, \theta_m). \quad (2.181)$$

Thus, the problem is solved, at least in principle, once the priors $p(m)$ and $p(\theta_m|m)$ are assigned. Of course, the practical problem of calculating the multi-dimensional integrals can still be quite formidable.

No further progress is possible without making specific choices for the various functions in eq.(2.181) but we can offer some qualitative comments. When comparing two models, m_1 and m_2 , it is fairly common to argue that a priori we have no reason to prefer one over the other and therefore we assign the same prior probability $p(m_1) = p(m_2)$. (Of course this is not always justified. Particularly in the case of theories that claim to be fundamental people usually have very strong prior prejudices favoring one theory against the other. Be that as it may, let us proceed.)

Suppose the prior $p(\theta_m|m)$ represents a uniform distribution over the parameter space. Since

$$\int d\theta_m p(\theta_m|m) = 1 \quad \text{then} \quad p(\theta_m|m) \approx \frac{1}{V_m}, \quad (2.182)$$

where V_m is the 'volume' of the parameter space. Suppose further that $p(X|m, \theta_m)$ has a single peak of height L_{\max} spread out over a region of 'volume' $\delta\theta_m$. The

³A similar problem occurs when $\langle x \rangle$ is called the "expected" value. It misleads us into thinking that $\langle x \rangle$ is the value we should expect, which is not necessarily true.

value θ_m where $p(X|m, \theta_m)$ attains its maximum can be used as an estimate for θ_m and the ‘volume’ $\delta\theta_m$ is then interpreted as an uncertainty. Then the integral of $p(X|m, \theta_m)$ can be approximated by the product $L_{\max} \times \delta\theta_m$. Thus, in a very rough and qualitative way the probability for the model given the data is

$$p(m|X) \propto \frac{L_{\max} \times \delta\theta_m}{V_m} . \quad (2.183)$$

We can now interpret eq.(2.181) as follows. Our preference for a model will be dictated by how well the model fits the data; this is measured by $[p(X|m, \theta_m)]_{\max} = L_{\max}$. The volume of the region of uncertainty $\delta\theta_m$ also contributes: if more values of the parameters are consistent with the data, then there are more ways the model agrees with the data, and the model is favored. Finally, the larger the volume of possible parameter values V_m the more the model is penalized. Since a larger volume V_m means a more complex model the $1/V_m$ factor penalizes complexity. The preference for simpler models is said to implement Occam’s razor. This is a reference to the principle, stated by William of Occam, a 13th century Franciscan monk, that one should not seek a more complicated explanation when a simpler one will do. Such an interpretation is satisfying but ultimately it is quite unnecessary. Occam’s principle does not need not be put in by hand: Bayes’ theorem takes care of it automatically in eq.(2.181)!

2.11.4 Maximum Likelihood

If one adopts the frequency interpretation of probabilities then most uses of Bayes’ theorem are not allowed. The reason is simple: it makes sense to assign a probability distribution $p(x|\theta)$ to the data $X = \{X_i\}$ because the x are random variables but it is absolutely meaningless to talk about probabilities for the parameters θ because they have no frequency distributions, they are not *random* variables, they are merely *unknown*. This means that many problems in science lie beyond the reach of a frequentist probability theory.

To overcome this difficulty a new subject was invented: statistics. Within the Bayesian approach the two subjects, statistics and probability theory, are unified into the single field of inductive inference. In the frequentist approach to statistics in order to infer an unknown quantity θ on the basis of measurements of another quantity, the data x , one postulates the existence of some function, called the ‘statistic’, that relates the two, $\theta = f(x)$. Since data are afflicted by experimental errors they are deemed to be legitimate random variables to which frequentist probability concepts can be applied. The problem is to estimate the unknown θ when the sampling distribution $p(x|\theta)$ is known. The solution proposed by Fisher was to select that value of θ that maximizes the probability of the data that was actually obtained in the experiment. Since $p(x|\theta)$ is a function of the variable x and θ appears as a fixed parameter, Fisher introduced a function of θ , which he called the likelihood, where the observed data X appear as fixed parameters,

$$L(\theta|X) \stackrel{\text{def}}{=} p(X|\theta) . \quad (2.184)$$

Thus, this method of parameter estimation is called the method of ‘maximum likelihood’. The likelihood function $L(\theta|X)$ is not a probability, it is not normalized in any way, and it makes no sense to use it compute an average or a variance, but the same intuition that leads one to propose maximization of the likelihood to estimate θ also leads one to use the width of the likelihood function as to estimate an error bar.

The Bayesian approach agrees with the method of maximum likelihood in the special case where of prior is uniform,

$$p(\theta) = \text{const} \Rightarrow p(\theta|X) \propto p(\theta)p(X|\theta) \propto p(X|\theta) . \quad (2.185)$$

This explains why the Bayesian discussion of this section has reproduced so many of the standard results of the ‘orthodox’ theory. But then there are additional advantages. Unlike the likelihood, the posterior is a true probability distribution that allows estimation not just of θ but of any one of its moments. And, most important, there is no limitation to uniform priors. If there is additional prior information that is relevant to a problem the prior distribution provides a mechanism to take it into account.

Chapter 3

Entropy I: The Evolution of Carnot's Principle

An important problem that occupied the minds of many scientists in the 18th century was either to devise a perpetual motion machine, or to prove its impossibility from the established principles of mechanics. Both attempts failed. Ever since the most rudimentary understanding of the laws of thermodynamics was achieved in the 19th century no competent scientist would waste time considering perpetual motion.¹ The other goal has also proved elusive; there exist no derivations the Second Law from purely mechanical principles. It took a long time, and for many the subject is still controversial, but the reason has gradually become clear: entropy is not a physical quantity, it is a tool for inference, a tool for reasoning in situations of incomplete information. It is quite impossible that such a non-mechanical quantity could emerge from a combination of mechanical notions. If anything it should be the other way around.

Much of the material including the title for this chapter is inspired by a beautiful article by E. T. Jaynes [Jaynes 88]. I also borrowed from the historical papers [Klein 70, 73, Uffink 04].

3.1 Carnot: reversible engines

Sadi Carnot was interested in improving the efficiency of steam engines, that is, of maximizing the amount of useful work that can be extracted from an engine per unit of burnt fuel. His work, published in 1824, was concerned with whether appropriate choices of a working substance other than steam and of the

¹The science of thermodynamics which led to statistical mechanics and eventually to information theory was initially motivated by the desire to improve steam engines. There seems to exist a curious historical parallel with the modern day development of quantum information theory, which is being driven by the desire to build quantum computers. The usefulness of thermodynamics far outgrew its original aim. It is conceivable that the same will happen to quantum information theory.

operating temperatures and pressures would improve the efficiency.

Carnot was quite convinced that perpetual motion was impossible even though he had no proof. He could not have had a proof: thermodynamics had not been invented yet. His conviction derived from the long list of previous attempts that had ended in failure. His brilliant idea was to proceed anyway and to *postulate* what he knew was true but could not prove as the foundation from which he would draw all sorts of other conclusions about engines.²

At the time Carnot did his work the nature of heat as a form of energy had not yet been understood. He adopted a model that was fashionable at the time – the caloric model – according to which heat is a substance that could be transferred but neither created nor destroyed. For Carnot an engine used heat to produce work in much the same way that falling water can turn a waterwheel and produce work: the caloric would “fall” from a higher temperature to a lower temperature thereby making the engine turn. What was being transformed into work was not the caloric itself but the energy acquired in the fall.

According to the caloric model the amount of heat extracted from the high temperature source should be the same as the amount of heat discarded into the low temperature sink. Later measurements showed that this was not true, but Carnot was quite lucky. Although the model was seriously wrong, it did have a great virtue: it suggested that the generation of work in a heat engine should include not just the high temperature source from which heat is extracted (the boiler) but also a low temperature sink (the condenser) into which heat is discarded. Later, when heat was interpreted as a form of energy transfer it was understood that for continued operation it was necessary that excess heat be discarded into a low temperature sink so that the engine could complete each cycle by returning to same initial state.

Carnot's caloric-waterwheel model was fortunate in yet another respect – he was not just lucky, he was very lucky – a waterwheel engine can be operated in reverse and used as a pump. This led him to consider a reversible heat engine in which work would be used to draw heat from a cold source and ‘pump it up’ to deliver heat to the hot reservoir. The analysis of such reversible heat engines led Carnot to the important conclusion

Carnot's Principle: “*No heat engine E can be more efficient than a reversible one E_R operating between the same temperatures.*”

The proof of Carnot's principle is quite straightforward but because he used the caloric model Carnot's proof was not strictly correct – the necessary revisions were supplied by Clausius in 1850. As a side remark, it is interesting that Carnot's notebooks, which were made public by his family about 1870, long after his death, indicate that soon after 1824 Carnot came to reject the caloric

²In his attempt to understand the undetectability of the ether Einstein faced a similar problem: he knew that it was hopeless to seek an understanding of the constancy of the speed of light on the basis of the primitive physics of the atomic structure of solid rods that was available at the time. Inspired by Carnot he deliberately followed the same strategy – to give up and declare victory – and postulated the constancy of the speed of light as the unproven but known truth which would serve as the foundation from which other conclusions could be derived.

model and that he achieved the modern understanding of heat as a form of energy transfer. This work – which had preceded Joule’s experiments by about fifteen years – was not published and therefore had no influence on the history of thermodynamics [Wilson 81].

The following is Clausius’ proof. In a standard cycle (Figure 3.1a) a heat engine E extracts heat q_1 from a reservoir at high temperature t_1 and partially converts it to useful work w . The difference $q_1 - w = q_2$ is wasted heat that is dumped into a reservoir at a lower temperature t_2 . The Carnot-Clausius argument is that if an engine E_S exists that is more efficient than a reversible engine E_R , then it is possible to build perpetual motion machines. Since the latter do not exist Carnot’s principle follows: heat engines that are more efficient than reversible ones do not exist.

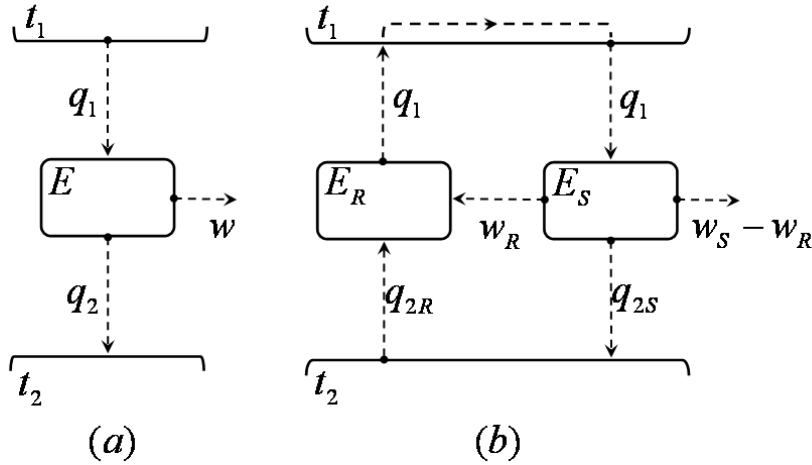


Figure 3.1: (a) A regular engine E operating between heat reservoirs at temperatures t_1 and t_2 generates work $w = q_1 - q_2$. (b) A (hypothetical) super-efficient engine E_S linked to a reversed engine E_R would be a perpetual motion engine extracting heat from the cold reservoir and converting it to work $w_S - w_R = q_{2R} - q_{2S}$.

Consider two engines, one is super-efficient and the other is reversible, E_S and E_R , operating between the same hot and cold reservoirs. The engine E_S draws heat q_1 from the hot source, it generates work w_S , and delivers the difference as heat $q_{2S} = q_1 - w_S$ to the cold sink (figure 3.1b). It is arranged

that in its normal (forward) operation the reversible engine E_R draws the same heat q_1 from the hot source, it generates work w_R , and discards the difference $q_{2R} = q_1 - w_R$ to the cold sink. Since E_S is supposed to be more efficient than E_R we have $w_S > w_R$, it would be possible to use a part w_R of the work produced by E_S to run E_R in reverse. The result would be to extract heat q_{2R} from the cold source and pump the total heat $q_{2R} + w_R = q_1$ back up into the hot source. The remaining work $w_S - w_R$ produced by E_S would then be available for any other purposes. At the end of such composite cycle the hot reservoir is left unchanged and the net result would be to extract heat $q_{2R} - q_2 > 0$ from the cold reservoir and convert it to work $w_S - w_R$ without any need for fuel. The conclusion is that the existence of a super-efficient heat engine would allow the construction of a perpetual motion engine.

The blank statement *perpetual motion is not possible* is a true principle but it does not tell the whole story. It blurs the important distinction between perpetual motion engines that operate by violating energy conservation, which are called machines of the *first kind*, and perpetual motion engines that do not violate energy conservation, which are thus called machines of the *second kind*. Carnot's conclusion deserves to be singled out as a new principle because it is specific to the second kind of machine.

Other important conclusions obtained by Carnot are that all reversible engines operating between the same temperatures are equally efficient; their efficiency is a function of the temperatures only,

$$e \stackrel{\text{def}}{=} \frac{w}{q_1} = e(t_1, t_2) , \quad (3.1)$$

and is therefore independent of any and all other details of how the engine is constructed and operated; that efficiency increases with the temperature difference [see eq.(3.3) below]. Furthermore, the most efficient heat engine cycle, now called the Carnot cycle, is one in which all heat is absorbed at the high t_1 and all heat is discharged at the low t_2 . Thus, the Carnot cycle is defined by two isotherms and two adiabats.

The next important step, the determination of the universal function $e(t_1, t_2)$, was accomplished by Kelvin.

3.2 Kelvin: temperature

After Joule's experiments in the 1840's on the conversion of work into heat the caloric model had to be abandoned. Heat was finally recognized as a form of energy and the additional relation $w = q_1 - q_2$ was the ingredient that, in the hands of Kelvin and Clausius, allowed Carnot's principle to be developed into the next stage.

Suppose two reversible engines E_a and E_b are linked in series to form a single more complex reversible engine E_c . The first operates between temperatures t_1 and t_2 , and the second between t_2 and t_3 . E_a draws heat q_1 and discharges q_2 , while E_b uses q_2 as input and discharges q_3 . The efficiencies of the three engines

are

$$e_a = e(t_1, t_2) = \frac{w_a}{q_1}, \quad e_b = e(t_2, t_3) = \frac{w_b}{q_2}, \quad (3.2)$$

and

$$e_c = e(t_1, t_3) = \frac{w_a + w_b}{q_1}. \quad (3.3)$$

They are related by

$$e_c = e_a + \frac{w_b q_2}{q_2 q_1} = e_a + e_b \left(1 - \frac{w_a}{q_1}\right), \quad (3.4)$$

or

$$e_c = e_a + e_b - e_a e_b, \quad (3.5)$$

which is a functional equation for $e = e(t_1, t_2)$. To find the solution change variables to $x = \log(1 - e)$, which transforms eq.(3.5) into

$$x_c(t_1, t_3) = x_a(t_1, t_2) + x_b(t_2, t_3), \quad (3.6)$$

and then differentiate with respect to t_2 to get

$$\frac{\partial}{\partial t_2} x_a(t_1, t_2) = -\frac{\partial}{\partial t_2} x_b(t_2, t_3). \quad (3.7)$$

The left hand side is independent of t_3 while the second is independent of t_1 , therefore $\partial x_a / \partial t_2$ must be some function g of t_2 only,

$$\frac{\partial}{\partial t_2} x_a(t_1, t_2) = g(t_2). \quad (3.8)$$

Integrating gives $x(t_1, t_2) = F(t_1) + G(t_2)$ where the two functions F and G are at this point unknown. The boundary condition $e(t, t) = 0$ or equivalently $x(t, t) = 0$ implies that we deal with merely one unknown function: $G(t) = -F(t)$. Therefore

$$x(t_1, t_2) = F(t_1) - F(t_2) \quad \text{or} \quad e(t_1, t_2) = 1 - \frac{f(t_2)}{f(t_1)}, \quad (3.9)$$

where $f = e^{-F}$. From eq.(3.3) we see that the efficiency $e(t_1, t_2)$ increases as the difference in temperature increases, so that $f(t)$ must be a monotonically increasing function.

Kelvin recognized that there is nothing fundamental about the original temperature scale t . It depends on the particular materials employed to construct the thermometer. Kelvin realized that the freedom in eq.(3.9) in the choice of the function f corresponds to the freedom of changing temperature scales by using different thermometric materials. The only feature common to all thermometers that claim to rank systems according to their 'degree of hotness' is that they must agree that if A is hotter than B , and B is hotter than C , then A is hotter than C . One can therefore *regraduate* any old inconvenient t scale

by a monotonic function to obtain a new scale T chosen purely because it leads to a more elegant formulation of the theory. From eq.(3.9) the optimal choice is quite obvious, and thus Kelvin introduced the absolute scale of temperature,

$$T = Cf(t) , \quad (3.10)$$

where the arbitrary scale factor C reflects the still remaining freedom to choose the units. In the absolute scale the efficiency for the ideal reversible heat engine is very simple,

$$e(t_1, t_2) = 1 - \frac{T_2}{T_1} . \quad (3.11)$$

Carnot's principle that any heat engine E' must be less efficient than the reversible one, $e' \leq e$, is rewritten as

$$e' = \frac{w}{q_1} = 1 - \frac{q_2}{q_1} \leq e = 1 - \frac{T_2}{T_1} , \quad (3.12)$$

or,

$$\frac{q_1}{T_1} - \frac{q_2}{T_2} \leq 0 . \quad (3.13)$$

It is convenient to redefine heat so that inputs are positive, $Q_1 = q_1$, and outputs are negative, $Q_2 = -q_2$. Then,

$$\frac{Q_1}{T_1} + \frac{Q_2}{T_2} \leq 0 , \quad (3.14)$$

where the equality holds when and only when the engine is reversible.

The generalization to an engine or any system that undergoes a cyclic process in which heat is exchanged with more than two reservoirs is straightforward. If heat Q_i is absorbed from the reservoir at temperature T_i we obtain the Kelvin form (1854) of Carnot's principle,

$$\sum_i \frac{Q_i}{T_i} \leq 0 . \quad (3.15)$$

which, in the hands of Clausius, led to the next non-trivial step, the introduction of the concept of entropy.

3.3 Clausius: entropy

By about 1850 both Kelvin and Clausius had realized that two laws were necessary as a foundation for thermodynamics. The somewhat awkward expressions for the second law that they had adopted at the time were reminiscent of Carnot's; they stated the impossibility of heat engines whose sole effect would be to transform heat from a single source into work, or of refrigerators that could pump heat from a cold to a hot reservoir without the input of external work. It took Clausius until 1865 – this is some fifteen years later, which indicates that

the breakthrough was not at all trivial – before he came up with a new compact statement of the second law that allowed substantial further progress. [Cropper 86]

Clausius rewrote Kelvin’s eq.(3.15) for a cycle where the system absorbs infinitesimal (positive or negative) amounts of heat dQ from a continuous sequence of reservoirs,

$$\oint \frac{dQ}{T} \leq 0 , \quad (3.16)$$

where T is the temperature of each reservoir. For a reversible process, which is achieved when the system is slowly taken through a sequence of equilibrium states and T is the temperature of the system as well as the reservoirs, the equality sign implies that the integral from any state A to any other state B is independent of the path taken,

$$\oint \frac{dQ}{T} = 0 \Rightarrow \int_{R_1(A,B)} \frac{dQ}{T} = \int_{R_2(A,B)} \frac{dQ}{T} , \quad (3.17)$$

where $R_1(A, B)$ and $R_2(A, B)$ denote any two reversible paths linking the same initial state A and final state B . Clausius saw that this implied the existence of a function of the thermodynamic state, which he called the entropy, and defined up to an additive constant by

$$S_B = S_A + \int_{R(A,B)} \frac{dQ}{T} . \quad (3.18)$$

At this stage in the development this entropy is ‘thermodynamic entropy’, and is defined only for equilibrium states.

Eq.(3.18) seems like a mere reformulation of eqs.(3.15) and (3.16) but it represents a major advance because it allowed thermodynamics to reach beyond the study of cyclic processes. Consider a possibly irreversible process in which a system is taken from an initial state A to a final state B , and suppose the system is returned to the initial state along some other reversible path. Then, the more general eq.(3.16) gives

$$\int_{A, \text{irrev}}^B \frac{dQ}{T} + \int_{R(A,B)} \frac{dQ}{T} \leq 0 . \quad (3.19)$$

From eq.(3.18) the second integral is $S_A - S_B$. In the first integral $-dQ$ is the amount is the amount of heat absorbed by the reservoirs at temperature T and therefore it represents minus the change in the entropy of the reservoirs, which in this case represent the rest of the universe,

$$(S_A^{\text{res}} - S_B^{\text{res}}) + (S_A - S_B) \leq 0 \quad \text{or} \quad S_B^{\text{res}} + S_B \geq S_A^{\text{res}} + S_A . \quad (3.20)$$

Thus the second law can be stated in terms of the total entropy $S^{\text{total}} = S^{\text{res}} + S$ as

$$S_{\text{final}}^{\text{total}} \geq S_{\text{initial}}^{\text{total}} , \quad (3.21)$$

and Clausius could then summarize the laws of thermodynamics as “*The energy of the universe is constant. The entropy of the universe tends to a maximum.*” All restrictions to cyclic processes have disappeared.

Clausius was also responsible for initiating another independent line of research in this subject. His paper “On the kind of motion we call heat” (1857) was the first (failed!) attempt to deduce the second law from purely mechanical principles applied to molecules. His results referred to averages taken over all molecules, for example the kinetic energy per molecule, and involved theorems in mechanics such as the virial theorem. For him the increase of entropy was meant to be an absolute law and not just a matter of overwhelming probability.

3.4 Maxwell: probability

We owe to Maxwell the introduction of probabilistic notions into fundamental physics (1860). (Perhaps he was inspired by his earlier study of the rings of Saturn which required reasoning about particles undergoing very complex trajectories.) He realized the impossibility of keeping track of the exact motion of all the molecules in a gas and pursued a less detailed description in terms of the distribution of velocities. Maxwell interpreted his distribution function as the fraction of molecules with velocities in a certain range, and also as the “probability” $P(\vec{v})d^3v$ that a molecule has a velocity \vec{v} in a certain range d^3v . It would take a long time to achieve a clearer understanding of the meaning of the term ‘probability’. In any case, Maxwell concluded that “velocities are distributed among the particles according to the same law as the errors are distributed in the theory of the ‘method of least squares’,” and on the basis of this distribution he obtained a number of significant results on the transport properties of gases.

Over the years he proposed several derivations of his velocity distribution function. The earlier one (1860) is very elegant. It involves two assumptions: the first is a symmetry requirement, the distribution should only depend on the actual magnitude $|\vec{v}| = v$ of the velocity and not on its direction,

$$P(v)d^3v = P\left(\sqrt{v_x^2 + v_y^2 + v_z^2}\right) d^3v . \quad (3.22)$$

The second assumption is that velocities along orthogonal directions should be independent

$$P(v)d^3v = p(v_x)p(v_y)p(v_z)d^3v . \quad (3.23)$$

Therefore

$$P\left(\sqrt{v_x^2 + v_y^2 + v_z^2}\right) = p(v_x)p(v_y)p(v_z) . \quad (3.24)$$

Setting $v_y = v_z = 0$ we get

$$P(v_x) = p(v_x)p(0)p(0) , \quad (3.25)$$

so that we obtain a functional equation for p ,

$$p\left(\sqrt{v_x^2 + v_y^2 + v_z^2}\right) p(0)p(0) = p(v_x)p(v_y)p(v_z) , \quad (3.26)$$

or

$$\log \left[\frac{p \left(\sqrt{v_x^2 + v_y^2 + v_z^2} \right)}{p(0)} \right] = \log \left[\frac{p(v_x)}{p(0)} \right] + \log \left[\frac{p(v_y)}{p(0)} \right] + \log \left[\frac{p(v_z)}{p(0)} \right], \quad (3.27)$$

or, introducing the functions G ,

$$G \left(\sqrt{v_x^2 + v_y^2 + v_z^2} \right) = G(v_x) + G(v_y) + G(v_z). \quad (3.28)$$

The solution is straightforward. Differentiate with respect to v_x and to v_y to get

$$\frac{G' \left(\sqrt{v_x^2 + v_y^2 + v_z^2} \right)}{\sqrt{v_x^2 + v_y^2 + v_z^2}} v_x = G'(v_x) \quad \text{and} \quad \frac{G' \left(\sqrt{v_x^2 + v_y^2 + v_z^2} \right)}{\sqrt{v_x^2 + v_y^2 + v_z^2}} v_y = G'(v_y), \quad (3.29)$$

or

$$\frac{G'(v_x)}{v_x} = \frac{G'(v_y)}{v_y} = -2\alpha, \quad (3.30)$$

where -2α is a constant. Integrating gives

$$\log \left[\frac{p(v_x)}{p(0)} \right] = G(v_x) = -\alpha v_x^2 + \text{const}, \quad (3.31)$$

so that

$$P(v) = \left(\frac{\alpha}{\pi} \right)^{3/2} \exp \left[-\alpha (v_x^2 + v_y^2 + v_z^2) \right], \quad (3.32)$$

the same distribution as “errors in the method of least squares”.

Maxwell’s distribution applies whether the molecule is part of a gas, a liquid, or a solid and, with the benefit of hindsight, the reason is quite easy to see. The probability that a molecule have velocity \vec{v} and position \vec{x} is given by the Boltzmann distribution $\propto \exp -H/kT$. For a large variety of situations the Hamiltonian for one molecule is of the form $H = mv^2/2 + V(\vec{x})$ where the potential $V(\vec{x})$ includes the interactions, whether they be weak or strong, with all the other molecules. If the potential $V(\vec{x})$ is independent of \vec{v} , then the distribution for \vec{v} and \vec{x} factorizes. Velocity and position are statistically independent, and the velocity distribution is Maxwell’s.

Maxwell was the first to realize that the second law is not an absolute law (this was expressed in his popular textbook ‘Theory of Heat’ in 1871), that it ‘has only statistical certainty’ and indeed, that in fluctuation phenomena ‘the second law is continually being violated’. Such phenomena are not rare: just look out the window and you can see the sky is blue – a consequence of the scattering of light by density fluctuations in the atmosphere.

Maxwell introduced the notion of probability, but what did he actually mean by the word ‘probability’? He used his distribution function as a velocity distribution, the number of molecules with velocities in a certain range, which

betrays a frequentist interpretation. These probabilities are ultimately mechanical properties of the gas. But he also used his distribution to represent the lack of information we have about the precise microstate of the gas. This latter interpretation is particularly evident in a letter he wrote in 1867 where he argues that the second law could be violated by “a finite being who knows the paths and velocities of all molecules by simple inspection but can do no work except open or close a hole.” Such a “demon” could allow fast molecules to pass through a hole from a vessel containing hot gas into a vessel containing cold gas, and could allow slow molecules pass in the opposite direction. The net effect being the transfer of heat from a low to a high temperature, a violation of the second law. All that was required was that the demon “know” the right information. [Klein 70]

3.5 Gibbs: beyond heat

Gibbs generalized the second law in two directions: to open systems and to inhomogeneous systems. With the introduction of the concept of the chemical potential, a quantity that regulates the transfer of particles in much the same way that temperature regulates the transfer of heat, he could apply the methods of thermodynamics to phase transitions, mixtures and solutions, chemical reactions, and much else. His paper “On the Equilibrium of Heterogeneous Systems” [Gibbs 1875-78] is formulated as the purest form of thermodynamics – a phenomenological theory of extremely wide applicability because its foundations do not rest on particular models about the structure and dynamics of the microscopic constituents.

And yet, Gibbs was keenly aware of the significance of the underlying molecular constitution – he was familiar with Maxwell’s writings and in particular with his “Theory of Heat” (indeed, he found mistakes in it). His discussion of the process of mixing gases led him to analyze the “paradox” that bears his name. The entropy of two different gases increases when the gases are mixed; but does the entropy also increase when two gases of the same molecular species are mixed? Is this an irreversible process?

For Gibbs there never was a ‘paradox’, much less one that would require some esoteric new (quantum) physics for its resolution. For him it was quite clear that thermodynamics was not concerned with microscopic details, but rather with the changes from one macrostate to another. He explained that the mixing of two gases of the same molecular species cannot be reversed because the mixing does not lead to a different “thermodynamic” state:

“...we do not mean a state in which each particle shall occupy more or less exactly the same position as at some previous epoch, but only a state which shall be indistinguishable from the previous one in its sensible properties. It is to states of systems thus incompletely defined that the problems of thermodynamics relate.” [Gibbs 1875-78]

Gibbs' resolution of the paradox hinges on recognizing, as had Maxwell before him, that the explanation of the second law cannot rest on purely mechanical arguments, that probabilistic concepts are required. This led him to conclude: "In other words, the impossibility of an uncompensated decrease of entropy seems to be reduced to improbability," a sentence that Boltzmann adopted as the motto for the second volume of his "Lectures on the Theory of Gases." (For a modern discussion of the Gibbs' paradox see section 4.12.)

Remarkably neither Maxwell nor Gibbs established a connection between probability and entropy. Gibbs was very successful at showing what one can accomplish by maximizing entropy but he did not address the issue of what entropy is or what it means. The crucial steps in this direction were taken by Boltzmann.

But Gibbs' contributions did not end here. The ensemble theory introduced in his "Principles of Statistical Mechanics" in 1902 (it was Gibbs who coined the term 'statistical mechanics') represent a practical and conceptual step beyond Boltzmann's understanding of entropy.

3.6 Boltzmann: entropy and probability

It was Boltzmann who found the connection between entropy and probability, but his path was long and tortuous [Klein 73, Uffink 04]. Over the years he adopted several different interpretations of probability and, to add to the confusion, he was not always explicit about which one he was using, sometimes mixing them within the same paper, and even within the same equation. At first, he defined the probability of a molecule having a velocity \vec{v} within a small cell d^3v as being proportional to the amount of time that the particle spent within that particular cell, but he also defined that same probability as the fraction of particles within the cell.

By 1868 he had managed to generalize the Maxwell distribution for point particles and the theorem of equipartition of energy to complex molecules in the presence of an external field. The basic argument, which led him to the Boltzmann distribution, was that in equilibrium the distribution should be stationary, that it should not change as a result of collisions among particles.

The collision argument only gave the distribution for individual molecules; it was also in 1868 that he first applied probability to the system as a whole rather than to the individual molecules. He identified the probability of the system being in some region of the N -particle phase space (rather than the space of molecular velocities) with the relative time the system would spend in that region – the so-called "time" ensemble. Alternatively, probability was also defined at a given instant in time as being proportional to the volume of the region. At first he did not think it was necessary to comment on whether the two definitions are equivalent or not, but eventually he realized that their 'probable' equivalence should be explicitly expressed as the hypothesis, which later came to be known as the 'ergodic hypothesis', that over a long time the trajectory of the system would cover the whole region of phase space consistent

with the given value of the energy. At the time all these probabilities were still conceived as mechanical properties of the gas.

In 1871 Boltzmann achieved a significant success in establishing a connection between thermodynamic entropy and microscopic concepts such as the probability distribution in phase space. In modern notation his argument was as follows. The energy of N interacting particles is given by

$$H = \sum_i^N \frac{p_i^2}{2m} + U(x_1, \dots, x_N) . \quad (3.33)$$

The first non-trivial decision was to specify what quantity defined in purely microscopic terms corresponds to the macroscopic internal energy. He opted for the "average"

$$E = \langle H \rangle = \int dz_N P_N H , \quad (3.34)$$

where $dz_N = d^{3N}x d^{3N}p$ is the volume element in the N -particle phase space, and P_N is the N -particle distribution function,

$$P_N = \frac{\exp(-\beta H)}{Z} \quad \text{where} \quad Z = \int dz_N e^{-\beta H} , \quad (3.35)$$

and $\beta = 1/kT$, so that,

$$E = \frac{3}{2}NkT + \langle U \rangle . \quad (3.36)$$

The connection to the thermodynamic entropy requires a clear idea of the nature of heat and how it differs from work. One needs to express heat in purely microscopic terms, and this is quite subtle because at the molecular level there is no distinction between thermal motions and just plain motions. The distribution function is the crucial ingredient. In any infinitesimal transformation the change in the internal energy separates into two contributions,

$$\delta E = \int dz_N H \delta P_N + \int dz_N P_N \delta H . \quad (3.37)$$

The second integral, which can be written as $\langle \delta H \rangle = \langle \delta U \rangle$, arises purely from changes in the potential function U , which depends among other things on the volume of the vessel containing the gas. Now, a change in the potential is precisely what one means by mechanical work δW , therefore, since $\delta E = \delta Q + \delta W$, the first integral must represent the transferred heat δQ ,

$$\delta Q = \delta E - \langle \delta U \rangle . \quad (3.38)$$

On the other hand, substituting δE from eq.(3.36), one gets

$$\delta Q = \frac{3}{2}Nk\delta T + \delta \langle U \rangle - \langle \delta U \rangle . \quad (3.39)$$

This is not a complete differential, but dividing by the temperature yields

$$\frac{\delta Q}{T} = \delta \left[\frac{3}{2}Nk \log T + \frac{\langle U \rangle}{T} + k \log \left(\int d^{3N}x e^{-\beta U} \right) + \text{const} \right] , \quad (3.40)$$

which suggests that the expression in brackets should be identified with the thermodynamic entropy S . Further rewriting leads to

$$S = \frac{E}{T} + k \log Z + \text{const}, \quad (3.41)$$

which is recognized as the correct modern expression.

Boltzmann's path towards understanding the second law was guided by one notion from which he never wavered: matter is an aggregate of molecules. Apart from this the story of his progress is the story of the increasingly more important role played by probabilistic notions, and ultimately, it is the story of the evolution of his understanding of the notion of probability itself. By 1877 Boltzmann achieves his final goal and explains entropy purely in terms of probability – mechanical notions were by now reduced to the bare minimum consistent with the subject matter: we are, after all, talking about collections of molecules and their energy is conserved. His final achievement hinges on the introduction of yet another way of thinking about probabilities.

He considered an idealized system consisting of N particles whose single-particle phase space is divided into m cells each with energy ε_n , $n = 1, \dots, m$. The number of particles in the n th cell is denoted w_n , and the distribution 'function' is given by the set of numbers w_1, \dots, w_m . In Boltzmann's previous work the determination of the distribution function had been based on figuring out its time evolution from the mechanics of collisions. Here he used a purely combinatorial argument. A completely specified state, which he called a complexion, and we call a microstate, is defined by specifying the cell of each individual molecule. A macrostate is less completely specified by the distribution function, w_1, \dots, w_m . The number of microstates compatible with a given macrostate, which he called the 'permutability', and we call the 'multiplicity' is

$$W = \frac{N!}{w_1! \dots w_m!}. \quad (3.42)$$

Boltzmann's assumption was that the probability of the macrostate was proportional to its multiplicity, to the number of ways in which it could be achieved, which assumes each microstate is as likely as any other – the 'equal a priori probability postulate'.

The most probable macrostate is that which maximizes W subject to the constraints of a fixed total number of particles N and a fixed total energy E ,

$$\sum_{n=1}^m w_n = N \quad \text{and} \quad \sum_{n=1}^m w_n \varepsilon_n = E. \quad (3.43)$$

When the numbers w_n are large enough that one can use Stirling's approximation for the factorials, we have

$$\log W = N \log N - N - \sum_{n=1}^m (w_n \log w_n - w_n) \quad (3.44)$$

$$= - \sum_{n=1}^m w_n \log w_n + \text{const}, \quad (3.45)$$

or perhaps better

$$\log W = -N \sum_{n=1}^m \frac{w_n}{N} \log \frac{w_n}{N} \quad (3.46)$$

so that

$$\log W = -N \sum_{n=1}^m f_n \log f_n \quad (3.47)$$

where $f_n = w_n/N$ is the fraction of molecules in the n th cell with energy ε_n , or, alternatively the probability that a molecule is in its n th state. The distribution that maximizes $\log W$ subject to the constraints (3.43) is such that

$$f_n = \frac{w_n}{N} \propto e^{-\beta \varepsilon_n} , \quad (3.48)$$

where β is a Lagrange multiplier determined by the total energy. When applied to a gas, the possible states of a molecule are cells in phase space. Therefore

$$\log W = -N \int dz_1 f(x, p) \log f(x, p) , \quad (3.49)$$

where $dz_1 = d^3x d^3p$ and the most probable distribution is the equilibrium distribution found earlier by Maxwell and generalized by Boltzmann.

In this approach probabilities are central. The role of dynamics is minimized but it is not eliminated. The Hamiltonian enters the discussion in two places. One is quite explicit: there is a conserved energy the value of which is imposed as a constraint. The second is much more subtle; we saw above that the probability of a macrostate could be taken proportional to the multiplicity W provided microstates are assigned equal probabilities, or equivalently, equal volumes in phase space are assigned equal a priori weights. As always equal probabilities must be justified in terms of some form of underlying symmetry. In this case, the symmetry follows from Liouville's theorem – under a Hamiltonian time evolution a region in phase space will move around and its shape will be distorted but its volume will be conserved; Hamiltonian time evolution preserves volumes in phase space. The nearly universal applicability of the 'equal a priori postulate' can be traced to the fact that what is needed is a Hamiltonian; any Hamiltonian would do.

It is very remarkable that although Boltzmann calculated the maximized value $\log W$ for an ideal gas and knew that it agreed with the thermodynamical entropy except for a scale factor, he never wrote the famous equation that bears his name

$$S = k \log W . \quad (3.50)$$

This equation, as well as Boltzmann's constant k , were both first written by Planck.

There is, however, a problem with eq.(3.49): it involves the distribution function $f(x, p)$ in the one-particle phase space and therefore it cannot take correlations into account. Indeed, eq.(3.49) gives the correct form of the entropy

only for ideal gases of non-interacting particles. The expression that applies to systems of interacting particles is³

$$\log W = - \int dz_N f_N \log f_N , \quad (3.51)$$

where $f_N = f_N(x_1, p_1, \dots, x_N, p_N)$ is the probability distribution in the N -particle phase space. This equation is usually associated with the name of Gibbs who, in his “Principles of Statistical Mechanics” (1902), developed Boltzmann’s combinatorial arguments into a very powerful theory of ensembles. The conceptual gap between eq.(3.49) and (3.51) is enormous; it goes well beyond the issue of intermolecular interactions. The probability in Eq.(3.49) is the single-particle distribution, it can be interpreted as a “mechanical” property, namely, the relative number of molecules in each cell. The entropy Eq.(3.49) is a mechanical property of the individual system. In contrast, eq.(3.51) involves the N -particle distribution which is not a property of any single individual system but a property of an ensemble of replicas of the system. Gibbs was not very explicit about his interpretation of probability. He wrote

“The states of the bodies which we handle are certainly not *known* to us exactly. What we *know* about a body can generally be described most accurately and most simply by saying that it is one taken at random from a great number (ensemble) of bodies which are completely described.” [my italics, Gibbs 1902, p.163]

It is clear that for Gibbs probabilities represent a state of knowledge, that the ensemble is a purely imaginary construction, just a tool for handling incomplete information. On the other hand, it is also clear that Gibbs still thinks of probabilities in terms of frequencies, and since the actual replicas of the system do not exist, he is forced to imagine them.

This brings our story of entropy up to about 1900. In the next chapter we start a more deliberate and systematic study of the connection between entropy and information.

3.7 Some remarks

I end with a disclaimer: this chapter has historical overtones but it is not history. Lines of research such as the Boltzmann equation and the ergodic hypothesis that were historically very important have been omitted because they represent paths that diverge from the central theme of this work, namely how laws of physics can be derived from rules for handling information and uncertainty. Our goal has been and will be to discuss thermodynamics and statistical mechanics as the first historical example of such an *information* physics. At first I tried to write a ‘history as it should have happened’. I wanted to trace the development

³For the moment we disregard the question of the distinguishability of the molecules. The so-called Gibbs paradox and the extra factor of $1/N!$ will be discussed in detail in chapter 4.

of the concept of entropy from its origins with Carnot in a manner that reflects the logical rather than the actual evolution. But I found that this approach would not do; it trivializes the enormous achievements of the 19th century thinkers and it misrepresents the actual nature of research. Scientific research is not a tidy business.

I mentioned that this chapter was inspired by a beautiful article by E. T. Jaynes with the same title [Jaynes 88]. I think Jaynes' article has great pedagogical value but I disagree with him on how well Gibbs understood the logical status of thermodynamics and statistical mechanics as examples of inferential and probabilistic thinking. My own assessment runs in quite the opposite direction: the reason why the conceptual foundations of thermodynamics and statistical mechanics have been so controversial throughout the 20th century is precisely because neither Gibbs nor Boltzmann were particularly clear on the interpretation of probability. I think that we could hardly expect them to have done much better; they did not benefit from the writings of Keynes (1921), Ramsey (1931), de Finetti (1937), Jeffreys (1939), Cox (1946), Shannon (1948), Polya (1954) and, of course, Jaynes himself (1957). Indeed, whatever clarity Jaynes attributes to Gibbs, is not Gibbs'; it is the hard-won clarity that Jaynes attained through his own efforts and after absorbing much of the best the 20th century had to offer.

Chapter 4

Entropy II: Measuring Information

What is information? Our central goal is to gain insight into the nature of information, how one manipulates it, and the implications of such insights for physics. In chapter 2 we provided a first partial answer. We might not yet know precisely what information is, but we know it when we see it. For example, it is clear that experimental data contains information, that it is processed using Bayes' rule, and that this is very relevant to the empirical aspect of science, namely, to data analysis. Bayes' rule is the machinery that processes the information contained in data to update from a prior to a posterior probability distribution. This suggests the following generalization: "information" is whatever induces one to update from one state of belief to another. This is a notion worth exploring and to which we will return later.

In this chapter we pursue another point of view that has turned out to be extremely fruitful. We saw that the natural way to deal with uncertainty, that is, with lack of information, is to introduce the notion of degrees of belief, and that these measures of plausibility should be manipulated and calculated using the ordinary rules of the calculus of probabilities. But with this achievement we do not yet reach our final goal. The rules of probability theory allow us to assign probabilities to some "complex" propositions on the basis of the probabilities that have been previously assigned to other, perhaps more "elementary" propositions.

In this chapter we introduce a new inference tool designed specifically for assigning those elementary probabilities. The new tool is Shannon's measure of an "amount of information" and the associated method of reasoning is Jaynes' Method of Maximum Entropy, or MaxEnt. [Shannon 48, Jaynes 57b, 83, 03]

4.1 Shannon's information measure

We appeal once more to the idea that if a general theory exists it must apply to special cases. Consider a set of mutually exclusive and exhaustive alternatives i , for example, the possible values of a variable, or the possible states of a system. The state of the system is unknown. On the basis of the incomplete information I we have we can at best assign probabilities $p(i|I) = p_i$. In order to select just one among the possible states more information is required. The question we address here is how much more? Note that we are not asking the more difficult question of which particular piece of information is missing, but merely the quantity that is missing. It seems reasonable that the amount of information that is missing in a sharply peaked distribution is smaller than the amount missing in a broad distribution, but how much smaller? Is it possible to quantify the notion of amount of information? Can one find a unique quantity S that is a function of the p_i 's, that tends to be large for broad distributions and small for narrow ones?

Consider a discrete set of n mutually exclusive and exhaustive discrete alternatives i , each with probability p_i . According to Shannon, any measure S of the amount of information that is missing when all we know is a probability distribution must satisfy three axioms. It is quite remarkable that these conditions are sufficiently constraining to determine the quantity S uniquely. The first two axioms are deceptively simple.

Axiom 1. S is a real continuous function of the probabilities p_i , $S[p] = S(p_1, \dots, p_n)$.

Remark: It is explicitly assumed that $S[p]$ depends only on the p_i and on nothing else. What we seek here is an *absolute* measure of the amount of missing information in p . If the objective were to update from a prior q to a posterior distribution p – a problem that will be later tackled in chapter 6 – then we would require a functional $S[p, q]$ depending on both q and p . Such $S[p, q]$ would at best be a *relative* measure: the information in p relative to the reference distribution q .

Axiom 2. If all the p_i 's are equal, $p_i = 1/n$. Then $S = S(1/n, \dots, 1/n) = F(n)$, where $F(n)$ is an increasing function of n .

Remark: This means that it takes less information to pinpoint one alternative among a few than among many and also that knowing the number n of available states is already a valuable piece of information. Notice that the uniform distribution $p_i = 1/n$ is singled out to play a very special role. Indeed, although no reference distribution has been explicitly mentioned, the uniform distribution will, in effect, provide the standard of complete ignorance.

The third axiom is a consistency requirement and is somewhat less intuitive. The entropy $S[p]$ measures the amount of additional information beyond the incomplete information I already codified in the p_i that will be needed to pinpoint the actual state of the system. Imagine that this missing information were to be obtained not all at once, but in installments. The consistency requirement is that the particular manner in which we obtain this information should not matter. This idea can be expressed as follows.

Imagine the n states are divided into N groups labeled by $g = 1, \dots, N$. The probability that the system is found in group g is

$$P_g = \sum_{i \in g} p_i. \quad (4.1)$$

Let $p_{i|g}$ denote the conditional probability that the system is in the state $i \in g$ given it is in group g ,

$$p_{i|g} = \frac{p_i}{P_g} \quad \text{for } i \in g. \quad (4.2)$$

Suppose we were to obtain the desired information in two steps, the first of which would allow us to single out one of the groups g while the second would allow us to decide on the actual i within the selected group g . The amount of information required in the first step is $S_G = S[P]$ where $P = \{P_g\}$ with $g = 1 \dots N$. Now suppose we did get this information, and as a result we found, for example, that the system was in group g_1 . Then for the second step, to single out the state i within the group g_1 , the amount of additional information needed would be $S_{g_1} = S[p_{\cdot|g_1}]$. Similarly, information amounts S_{g_2}, S_{g_3}, \dots or S_{g_N} would be required had the selected groups turned out to be g_2, g_3, \dots or g_N . But at the beginning of this process we do not yet know which of the g 's is the correct one. The *expected amount of missing information* to take us from the g 's to the actual i 's is $\sum_g P_g S_g$. The point is that it should not matter whether we get the total missing information in one step, which completely determines i , or in two steps, the first of which has low resolution and only determines one of the groups, say g , while the second step provides the fine tuning that determines i within the given g . This gives us our third axiom:

Axiom 3. For all possible groupings $g = 1 \dots N$ of the states $i = 1 \dots n$ we must have

$$S = S_G + \sum_g P_g S_g. \quad (4.3)$$

This is called the ‘‘grouping’’ property.

Remark: Given axiom 3 it might seem more appropriate to interpret S as a measure of the *expected* rather than the *actual* amount of missing information, but if S is the expected value of something, it is not clear, at this point, what that something would be. We will return to this below.

The solution to Shannon's constraints is obtained in two steps. First assume that all states i are equally likely, $p_i = 1/n$. Also assume that the N groups g all have the same number of states, $m = n/N$, so that $P_g = 1/N$ and $p_{i|g} = p_i/P_g = 1/m$. Then by axiom 2,

$$S[p_i] = S(1/n, \dots, 1/n) = F(n), \quad (4.4)$$

$$S_G[P_g] = S(1/N, \dots, 1/N) = F(N), \quad (4.5)$$

and

$$S_g[p_{i|g}] = S(1/m, \dots, 1/m) = F(m). \quad (4.6)$$

Then, axiom 3 gives

$$F(mN) = F(N) + F(m) . \quad (4.7)$$

This should be true for all integers N and m . It is easy to see that one solution of this equation is

$$F(m) = k \log m , \quad (4.8)$$

where k is any positive constant, but it is easy to see that eq.(4.7) has infinitely many other solutions. Indeed, since any integer m can be uniquely decomposed as a product of prime numbers, $m = \prod_r q_r^{\alpha_r}$, where α_i are integers and q_r are prime numbers, using eq.(4.7) we have

$$F(m) = \sum_r \alpha_r F(q_r) \quad (4.9)$$

which means that eq.(4.7) can be satisfied by arbitrarily specifying $F(q_r)$ on the primes and then defining $F(m)$ for any other integer through eq.(4.9).

A unique solution is obtained when we impose the additional requirement that $F(m)$ be monotonic increasing in m (axiom 2). The following argument is found in [Jaynes 03]. Consider any two integers s and t both larger than 1. The ratio of their logarithms can be approximated arbitrarily closely by a rational number, i.e., we can find integers α and β (with β arbitrarily large) such that

$$\frac{\alpha}{\beta} \leq \frac{\log s}{\log t} < \frac{\alpha + 1}{\beta} \quad \text{or} \quad t^\alpha \leq s^\beta < t^{\alpha+1} . \quad (4.10)$$

But F is monotonic increasing, therefore

$$F(t^\alpha) \leq F(s^\beta) < F(t^{\alpha+1}) , \quad (4.11)$$

and using eq.(4.7),

$$\alpha F(t) \leq \beta F(s) < (\alpha + 1)F(t) \quad \text{or} \quad \frac{\alpha}{\beta} \leq \frac{F(s)}{F(t)} < \frac{\alpha + 1}{\beta} . \quad (4.12)$$

Which means that the ratio $F(r)/F(s)$ can be approximated by the same rational number α/β . Indeed, comparing eqs.(4.10) and (4.12) we get

$$\left| \frac{F(s)}{F(t)} - \frac{\log s}{\log t} \right| \leq \frac{1}{\beta} \quad (4.13)$$

or,

$$\left| \frac{F(s)}{\log s} - \frac{F(t)}{\log t} \right| \leq \frac{F(t)}{\beta \log s} \quad (4.14)$$

We can make the right hand side arbitrarily small by choosing β sufficiently large, therefore $F(s)/\log s$ must be a constant, which proves (4.8) is the unique solution.

In the second step of our derivation we will still assume that all i s are equally likely, so that $p_i = 1/n$ and $S[p] = F(n)$. But now we assume the groups g have different sizes, m_g , with $P_g = m_g/n$ and $p_{i|g} = 1/m_g$. Then axiom 3 becomes

$$F(n) = S_G[P] + \sum_g P_g F(m_g),$$

Therefore,

$$S_G[P] = F(n) - \sum_g P_g F(m_g) = \sum_g P_g [F(n) - F(m_g)] .$$

Substituting our previous expression for F we get

$$S_G[P] = \sum_g P_g k \log \frac{n}{m_g} = -k \sum_{i=1}^N P_g \log P_g .$$

Therefore Shannon's quantitative measure of the amount of missing information, the entropy of the probability distribution p_1, \dots, p_n is

$$S[p] = -k \sum_{i=1}^n p_i \log p_i . \quad (4.15)$$

Comments

Notice that for discrete probability distributions we have $p_i \leq 1$ and $\log p_i \leq 0$. Therefore $S \geq 0$ for $k > 0$. As long as we interpret S as the amount of uncertainty or of missing information it cannot be negative. We can also check that in cases where there is no uncertainty we get $S = 0$: if any state has probability one, all the other states have probability zero and every term in S vanishes.

The fact that entropy depends on the available information implies that there is no such thing as *the* entropy of a system. The same system may have many different entropies. Notice, for example, that already in the third axiom we find an explicit reference to two entropies $S[p]$ and $S_G[P]$ referring to two different descriptions of the same system. Colloquially, however, one does refer to *the* entropy of a system; in such cases the relevant information available about the system should be obvious from the context. In the case of thermodynamics what one means by *the* entropy is the particular entropy that one obtains when the only information available is specified by the known values of those few variables that specify the thermodynamic macrostate.

The choice of the constant k is purely a matter of convention. A convenient choice is $k = 1$. In thermodynamics the choice is Boltzmann's constant $k_B = 1.38 \times 10^{-16}$ erg/K which reflects the historical choice of units of temperature. In communication theory and computer science, the conventional choice is $k = 1/\log_e 2 \approx 1.4427$, so that

$$S[p] = - \sum_{i=1}^n p_i \log_2 p_i . \quad (4.16)$$

The base of the logarithm is 2, and the entropy is said to measure information in units called 'bits'.

Now we turn to the question of interpretation. Earlier we mentioned that from axiom 3 it seems more appropriate to interpret S as a measure of the

expected rather than the *actual* amount of missing information. If one adopts this interpretation, the actual amount of information that we gain when we find that i is the true alternative would have to be $\log 1/p_i$. But this is not quite satisfactory. Consider a variable that takes just two values, 0 with probability p and 1 with probability $1-p$. For very small p , $\log 1/p$ would be very large, while the information that communicates the true alternative is conveyed by a very short one bit message, namely “0”. It appears that it is not the *actual amount* of information that $\log 1/p$ seems to measure but rather how unexpected or how surprising the piece of information might be. Accordingly, $\log 1/p_i$ is sometimes called the “surprise” of i .

It seems reasonable to expect that more information implies less uncertainty. We have used the word ‘uncertainty’ as roughly synonymous to ‘lack of information’. The following example illustrates the potential pitfalls. I normally keep my keys in my pocket. My state of knowledge about the location of my keys is represented by a probability distribution that is sharply peaked at my pocket and reflects a small uncertainty. But suppose I check and I find that my pocket is empty. Then my keys could be virtually anywhere. My new state of knowledge is represented by a very broad distribution that reflects a high uncertainty. We have here a situation where more information has increased the uncertainty rather than decreased it.

The point of these remarks is not to suggest that there is something wrong with the mathematical derivation – eq.(4.15) does follow from the axioms – but to suggest caution when interpreting S . The notion of information is at this point still vague. Any attempt to find its measure will always be open to the objection that it is not clear what it is that is being measured. Indeed, the first two of Shannon’s axioms seem to be particularly intuitive, but the third one, the grouping property, is not nearly as compelling. Is entropy the only way to measure uncertainty? Doesn’t the variance also measure uncertainty? Shannon and Jaynes both argued that one should not place too much significance on the axiomatic derivation of eq.(4.15), that its use can be *fully* justified a posteriori by its formal properties, for example, by the various inequalities it satisfies. However, this position can be questioned on the grounds that it is the axioms that confer meaning to the entropy; the disagreement is not about the actual equations, but about what they mean and, ultimately, about how they should be used. Other measures of uncertainty can be introduced and, indeed, they have been introduced by Renyi and by Tsallis, creating a whole industry of alternative theories. [Renyi 61, Tsallis 88] Whenever one can make an inference using Shannon’s entropy, one can make other inferences using any one of the Renyi’s entropies. Which, among all those alternatives, should one choose?

The two-state case

To gain intuition about $S[p]$ consider the case of a variable that can take two values. The proverbial example is a biased coin – for example, a bent coin – for which the outcome ‘heads’ is assigned probability p and ‘tails’ probability $1-p$.

The corresponding entropy is

$$S(p) = -p \log p - (1 - p) \log (1 - p) , \quad (4.17)$$

where we chose $k = 1$. It is easy to check that $S \geq 0$ and that the maximum uncertainty, attained for $p = 1/2$, is $S_{\max} = \log 2$.

An important set of properties of the entropy follows from the concavity of the entropy which follows from the concavity of the logarithm. Suppose we can't decide whether the actual probability of heads is p_1 or p_2 . We may decide to assign probability q to the first alternative and probability $1 - q$ to the second. The actual probability of heads then is the mixture $qp_1 + (1 - q)p_2$. The corresponding entropies satisfy the inequality

$$S(qp_1 + (1 - q)p_2) \geq qS(p_1) + (1 - q)S(p_2) , \quad (4.18)$$

with equality in the extreme cases where $p_1 = p_2$, or $q = 0$, or $q = 1$. Eq.(4.18) says that however ignorant we might be when we invoke a probability distribution, an uncertainty about the probabilities themselves will introduce an even higher degree of ignorance.

4.2 Relative entropy

The following entropy-like quantity turns out to be useful

$$K[p, q] = + \sum_i p_i \log \frac{p_i}{q_i} . \quad (4.19)$$

Despite the positive sign K is sometimes read as the ‘entropy of p relative to q ,’ and thus called “relative entropy.” It is easy to see that in the special case when q_i is a uniform distribution then K is essentially equivalent to the Shannon entropy – they differ by a constant. Indeed, for $q_i = 1/n$, eq.(4.19) becomes

$$K[p, 1/n] = \sum_i^n p_i (\log p_i + \log n) = \log n - S[p] . \quad (4.20)$$

The relative entropy is also known by many other names including cross entropy, information divergence, information for discrimination, and Kullback-Leibler distance [Kullback 59] who recognized its importance for applications in statistics, and studied many of its properties). However, the expression (4.19) has a much older history. It was already used by Gibbs in his *Elementary Principles of Statistical Mechanics* [Gibbs 1902].

It is common to interpret $K[p, q]$ as the amount of information that is gained (thus the positive sign) when one thought the distribution that applies to a random process is q and one learns that the distribution is actually p . The interpretation suffers from the same conceptual difficulties mentioned earlier concerning the Shannon entropy. In the next chapter we will see that the relative entropy turns out to be the fundamental quantity for inference – indeed, more

fundamental, more general, and therefore, more useful than entropy itself – and that the interpretational difficulties that afflict the Shannon entropy can be avoided. (We will also redefine it with a negative sign, $S[p, q] \stackrel{\text{def}}{=} -K[p, q]$, so that it really is a true entropy.) In this chapter we just derive some properties and consider some applications.

An important property of the relative entropy is the Gibbs inequality,

$$K[p, q] \geq 0 , \quad (4.21)$$

with equality if and only if $p_i = q_i$ for all i . The proof uses the concavity of the logarithm,

$$\log x \leq x - 1 \quad \text{or} \quad \log \frac{q_i}{p_i} \leq \frac{q_i}{p_i} - 1 , \quad (4.22)$$

which implies

$$\sum_i p_i \log \frac{q_i}{p_i} \leq \sum_i (q_i - p_i) = 0 . \quad (4.23)$$

The Gibbs inequality provides some justification to the common interpretation of $K[p, q]$ as a measure of the “distance” between the distributions p and q . Although useful, this language is not quite correct because $K[p, q] \neq K[q, p]$ while a true distance d is required to be symmetric, $d[p, q] = d[q, p]$. However, as we shall later see, if the two distributions are sufficiently close the relative entropy $K[p + \delta p, p]$ satisfies all the requirements of a metric. Indeed, it turns out that up to a constant factor, it is the only natural Riemannian metric on the manifold of probability distributions. It is known as the Fisher-Rao metric or, perhaps more appropriately, the information metric.

The two inequalities $S[p] \geq 0$ and $K[p, q] \geq 0$ together with eq.(4.20) imply

$$0 \leq S[p] \leq \log n , \quad (4.24)$$

which establishes the range of the entropy between the two extremes of complete certainty ($p_i = \delta_{ij}$ for some value j) and complete uncertainty (the uniform distribution) for a variable that takes n discrete values.

4.3 Joint entropy, additivity, and subadditivity

The entropy $S[p_x]$ reflects the uncertainty or lack of information about the variable x when our knowledge about it is codified in the probability distribution p_x . It is convenient to refer to $S[p_x]$ directly as the “entropy of the variable x ” and write

$$S_x \stackrel{\text{def}}{=} S[p_x] = - \sum_x p_x \log p_x . \quad (4.25)$$

The virtue of this notation is its compactness but one must keep in mind the same symbol x is used to denote both a variable x and its values x_i . To be more explicit,

$$- \sum_x p_x \log p_x = - \sum_i p_x(x_i) \log p_x(x_i) . \quad (4.26)$$

The uncertainty or lack of information about two (or more) variables x and y is expressed by the joint distribution p_{xy} and the corresponding *joint* entropy is

$$S_{xy} = -\sum_{xy} p_{xy} \log p_{xy} . \quad (4.27)$$

When the variables x and y are independent, $p_{xy} = p_x p_y$, the joint entropy is *additive*

$$S_{xy} = -\sum_{xy} p_x p_y \log(p_x p_y) = S_x + S_y , \quad (4.28)$$

that is, the joint entropy of independent variables is the sum of the entropies of each variable. This *additivity* property also holds for the other measure of uncertainty we had introduced earlier, namely, the variance,

$$\text{var}(x + y) = \text{var}(x) + \text{var}(y) . \quad (4.29)$$

In thermodynamics additivity is called *extensivity*: the entropy of an extended system is the sum of the entropies of its parts provided these parts are independent. The thermodynamic entropy can be extensive only when the interactions between various subsystems are sufficiently weak that correlations between them can be neglected.

When the two variables x and y are not independent the equality (4.28) can be generalized into an inequality. Consider the joint distribution $p_{xy} = p_x p_{y|x} = p_y p_{x|y}$. The relative entropy or Kullback “distance” of p_{xy} to the product distribution $p_x p_y$ that would represent uncorrelated variables is given by

$$\begin{aligned} K[p_{xy}, p_x p_y] &= \sum_{xy} p_{xy} \log \frac{p_{xy}}{p_x p_y} \\ &= -S_{xy} - \sum_{xy} p_{xy} \log p_x - \sum_{xy} p_{xy} \log p_y \\ &= -S_{xy} + S_x + S_y . \end{aligned} \quad (4.30)$$

Therefore, using $K \geq 0$ we get

$$S_{xy} \leq S_x + S_y , \quad (4.31)$$

with the equality holding when the two variables x and y are independent. This inequality is called the *subadditivity* property. Its interpretation is clear: entropy increases when information about correlations is discarded.

4.4 Conditional entropy and mutual information

Consider again two variables x and y . We want to measure the amount of uncertainty about one variable x when we have some limited information about another variable y . This quantity, called the conditional entropy, and denoted

$S_{x|y}$, is obtained by calculating the entropy of x as if the precise value of y were known and then taking the expectation over the possible values of y

$$S_{x|y} = \sum_y p_y S[p_{x|y}] = - \sum_y p_y \sum_x p_{x|y} \log p_{x|y} = - \sum_{x,y} p_{xy} \log p_{x|y} , \quad (4.32)$$

where p_{xy} is the joint distribution of x and y .

The conditional entropy is related to the entropy of x and the joint entropy by the following “chain rule.” Use the product rule for the joint distribution

$$\log p_{xy} = \log p_y + \log p_{x|y} , \quad (4.33)$$

and take the expectation over x and y to get

$$S_{xy} = S_y + S_{x|y} . \quad (4.34)$$

In words: the entropy of two variables is the entropy of one plus the conditional entropy of the other. Also, since S_y is positive we see that conditioning reduces entropy,

$$S_{xy} \geq S_{x|y} . \quad (4.35)$$

Another useful entropy-like quantity is the so-called “mutual information” of x and y , denoted M_{xy} , which “measures” how much information x and y have in common. This is given by the relative entropy between the joint distribution p_{xy} and the product distribution $p_x p_y$ that discards all information contained in the correlations. Using eq.(4.30),

$$M_{xy} \stackrel{\text{def}}{=} K[p_{xy}, p_x p_y] = S_x + S_y - S_{xy} \geq 0 , \quad (4.36)$$

which shows that it is symmetrical in x and y . Using eq.(4.34) the mutual information is related to the conditional entropies by

$$M_{xy} = S_x - S_{x|y} = S_y - S_{y|x} . \quad (4.37)$$

The relationships among these various entropies can be visualized by a figure that resembles a Venn diagram. (The diagram is usually considered a purely mnemonic aid, but recent work [Knuth 02-06] on the duality between assertions and questions, and the corresponding duality between probabilities and entropies suggests that the resemblance between the two types of Venn diagrams is not accidental.)

4.5 Continuous distributions

Shannon’s derivation of the expression for entropy, eq.(4.15), applies to probability distributions of discrete variables. The generalization to continuous variables is not quite straightforward.

The discussion will be carried out for a one-dimensional continuous variable; the generalization to more dimensions is trivial. The starting point is to note that the expression

$$- \int dx p(x) \log p(x) \quad (4.38)$$

is unsatisfactory. A change of variables $x \rightarrow y = y(x)$ changes the probability density $p(x)$ to $p'(y)$ but does not represent a loss or gain of information. Therefore, the actual probabilities do not change, $p(x)dx = p'(y)dy$, and neither should the entropy. However, one can check that (4.38) is not invariant,

$$\begin{aligned} \int dx p(x) \log p(x) &= \int dy p'(y) \log \left[p'(y) \left| \frac{dy}{dx} \right| \right] \\ &\neq \int dy p'(y) \log p'(y). \end{aligned} \quad (4.39)$$

We approach the continuous case as a limit from the discrete case. Consider a continuous distribution $p(x)$ defined on an interval for $x_a \leq x \leq x_b$. Divide the interval into equal intervals $\Delta x = (x_b - x_a)/N$. The distribution $p(x)$ can be approximated by a discrete distribution

$$p_n = p(x_n)\Delta x, \quad (4.40)$$

where $x_n = x_a + n\Delta x$ and n is an integer. The discrete entropy is

$$S_N = - \sum_{n=0}^N \Delta x p(x_n) \log [p(x_n)\Delta x], \quad (4.41)$$

and as $N \rightarrow \infty$ we get

$$S_N \longrightarrow \log N - \int_{x_a}^{x_b} dx p(x) \log \left[\frac{p(x)}{1/(x_b - x_a)} \right] \quad (4.42)$$

which diverges. This is quite to be expected: it takes a finite amount of information to identify one discrete alternative within a finite set, but it takes an infinite amount to single out one point in a continuum. The difference $S_N - \log N$ has a well defined limit and we are tempted to consider

$$- \int_{x_a}^{x_b} dx p(x) \log \left[\frac{p(x)}{1/(x_b - x_a)} \right] \quad (4.43)$$

as a candidate for the continuous entropy, until we realize that, except for an additive constant, it coincides with the unacceptable expression (4.38) and should be discarded for precisely the same reason: it is not invariant under changes of variables. Had we first changed variables to $y = y(x)$ and then discretized into N equal Δy intervals we would have obtained a different limit

$$- \int_{y_a}^{y_b} dy p'(y) \log \left[\frac{p'(y)}{1/(y_b - y_a)} \right]. \quad (4.44)$$

The problem is that the limiting procedure depends on the particular choice of discretization; the limit depends on which particular set of intervals Δx or Δy we have arbitrarily decided to call equal. Another way to express the same idea is to note that the denominator $1/(x_b - x_a)$ in (4.43) represents a probability density that is uniform in the variable x , but not in y . Similarly, the density $1/(y_b - y_a)$ in (4.44) is uniform in y , but not in x .

Having identified the origin of the problem we can now suggest a solution. On the basis of our prior knowledge of the problem at hand we must decide on a privileged set of equal intervals, or alternatively, on one preferred probability distribution $\mu(x)$ we are willing to define as “uniform.” Then, and only then, it makes sense to propose the following definition

$$S[p, \mu] \stackrel{\text{def}}{=} - \int_{x_a}^{x_b} dx p(x) \log \frac{p(x)}{\mu(x)}. \quad (4.45)$$

It is easy to check that this is invariant,

$$\int_{x_a}^{x_b} dx p(x) \log \frac{p(x)}{\mu(x)} = \int_{y_a}^{y_b} dy p'(y) \log \frac{p'(y)}{\mu'(y)}. \quad (4.46)$$

Examples illustrating possible choices of the uniform $\mu(x)$ are the following.

1. When the variable x refers to position in “physical” space, we can feel fairly comfortable with what we mean by equal volumes: use Cartesian coordinates and choose $\mu(x) = \text{constant}$.
2. In a curved space D -dimensional, with a known metric tensor g_{ij} , i.e., the distance between neighboring points with coordinates x^i and $x^i + dx^i$ is given by $d\ell^2 = g_{ij} dx^i dx^j$, the volume elements are given by $(\det g)^{1/2} d^D x$. In this case choose $\mu(x) \propto (\det g)^{1/2}$.
3. In classical statistical mechanics the Hamiltonian evolution in phase space is, according to Liouville’s theorem, such that phase space volumes are conserved. This leads to a natural definition of equal intervals or equal volumes. The corresponding choice of uniform μ is called the postulate of “equal a priori probabilities.”

Notice that the expression in eq.(4.45) is a relative entropy $-K[p, \mu]$. This is a hint for a theme that will be fully developed in chapter 6: relative entropy is the more fundamental quantity. Strictly, there is no Shannon entropy in the continuum – not only do we have to subtract an infinite constant and spoil its (already shaky) interpretation as an information measure, but we have to appeal to prior knowledge and introduce the measure μ . On the other hand there are no difficulties in obtaining the continuum relative entropy from its discrete version. We can check that

$$K_N = \sum_{n=0}^N p_n \log \frac{p_n}{q_n} = \sum_{n=0}^N \Delta x p(x_n) \log \frac{p(x_n)\Delta x}{q(x_n)\Delta x} \quad (4.47)$$

has a well defined limit,

$$K[p, q] = \int_{x_a}^{x_b} dx p(x) \log \frac{p(x)}{q(x)}, \quad (4.48)$$

which is explicitly invariant under coordinate transformations.

4.6 Communication Theory

Here we give the briefest introduction to some basic notions of communication theory as originally developed by Shannon [Shannon 48, Shannon Weaver 49]. For a more comprehensive treatment see [Cover Thomas 91].

Communication theory studies the problem of how a message that was selected at some point of origin can be best reproduced at some later destination point. The complete communication system includes an *information source* that generates a message composed of, say, words in English, or pixels on a picture. A *transmitter* translates the message into an appropriate signal. For example, sound pressure is encoded into an electrical current, or letters into a sequence of zeros and ones. The signal is such that it can be transmitted over a *communication channel*, which could be electrical signals propagating in coaxial cables or radio waves through the atmosphere. Finally, a *receiver* reconstructs the signal back into a message that can be interpreted by an agent at the destination point.

From the engineering point of view the communication system must be designed with only a limited information about the set of possible messages. In particular, it is not known which specific messages will be selected for transmission. The typical sort of questions one wishes to address concern the minimal physical requirements needed to communicate the messages that could potentially be generated by a particular information source. One wants to characterize the sources, measure the capacity of the communication channels, and learn how to control the degrading effects of noise. And after all this, it is somewhat ironic but nevertheless true that “information theory” is completely unconcerned with whether any “information” is being communicated at all. As far as the engineering goes, whether the messages convey some meaning or not is completely irrelevant.

To illustrate the basic ideas consider the problem of “data compression.” A useful idealized model of an information source is a sequence of random variables x_1, x_2, \dots which take values from a finite alphabet of symbols. We will assume that the variables are independent and identically distributed. (Eliminating these limitations is both possible and important.) Suppose that we deal with a binary source in which the variables x_i , which are usually called ‘bits’, take the values zero or one with probabilities p or $1 - p$ respectively. Shannon’s idea was to classify the possible sequences x_1, \dots, x_N into *typical* and *atypical* according to whether they have high or low probability. For large N the expected number of zeros and ones is Np and $N(1 - p)$ respectively. The probability of these *typical* sequences is

$$P(x_1, \dots, x_N) \approx p^{Np}(1 - p)^{N(1-p)} , \quad (4.49)$$

so that

$$-\log P(x_1, \dots, x_N) \approx -N[p \log p - (1 - p) \log(1 - p)] = NS(p) \quad (4.50)$$

where $S(p)$ is the two-state entropy, eq.(4.17), the maximum value of which is

$S_{\max} = \log 2$. Therefore, the probability of typical sequences is roughly

$$P(x_1, \dots, x_N) \approx e^{-NS(p)}. \quad (4.51)$$

Since the total probability is less than one, we see that the number of typical sequences has to be less than about $e^{NS(p)}$ which for large N is considerably less than the total number of possible sequences, $2^N = e^{N \log 2}$. This fact is very significant. Transmitting an arbitrary sequence irrespective of whether it is typical or not requires a long message of N bits, but we do not have to waste resources in order to transmit all sequences. We only need to worry about the far fewer typical sequences because the atypical sequences are too rare. The number of typical sequences is about

$$e^{NS(p)} = 2^{NS(p)/\log 2} = 2^{NS(p)/S_{\max}} \quad (4.52)$$

and therefore we only need about $NS(p)/S_{\max}$ bits to identify each one of them. Thus, it must be possible to compress the original long message into a much shorter one. The compression might imply some small probability of error because the actual message might conceivably turn out to be atypical but one can, if desired, avoid any such errors by using one additional bit to flag the sequence that follows as typical and short or as atypical and long. Actual schemes for implementing the data compression are discussed in [Cover Thomas 91].

Next we state these intuitive notions in a mathematically precise way.

Theorem: The Asymptotic Equipartition Property (AEP). If x_1, \dots, x_N are independent variables with the same probability distribution $p(x)$, then

$$-\frac{1}{N} \log P(x_1, \dots, x_N) \longrightarrow S[p] \quad \text{in probability.} \quad (4.53)$$

Proof: If the variables x_i are independent, so are their logarithms, $\log p(x_i)$,

$$-\frac{1}{N} \log P(x_1, \dots, x_N) = -\frac{1}{N} \sum_i^N \log p(x_i), \quad (4.54)$$

and the law of large numbers (see section 2.8) gives

$$\lim_{N \rightarrow \infty} \text{Prob} \left[\left| -\frac{1}{N} \log P(x_1, \dots, x_N) + \langle \log p(x) \rangle \right| \leq \varepsilon \right] = 1, \quad (4.55)$$

where

$$-\langle \log p(x) \rangle = S[p]. \quad (4.56)$$

This concludes the proof.

We can elaborate on the AEP idea further. The typical sequences are those for which eq.(4.51) or (4.53) is satisfied. To be precise let us define the typical set $A_{N,\varepsilon}$ as the set of sequences with probability $P(x_1, \dots, x_N)$ such that

$$e^{-N[S(p)+\varepsilon]} \leq P(x_1, \dots, x_N) \leq e^{-N[S(p)-\varepsilon]}. \quad (4.57)$$

Theorem of typical sequences:

- (1) For N sufficiently large $\text{Prob}[A_{N,\varepsilon}] > 1 - \varepsilon$.
- (2) $|A_{N,\varepsilon}| \leq e^{N[S(p)+\varepsilon]}$ where $|A_{N,\varepsilon}|$ is the number of sequences in $A_{N,\varepsilon}$.
- (3) For N sufficiently large $|A_{N,\varepsilon}| \geq (1 - \varepsilon)e^{N[S(p)-\varepsilon]}$.

In words: the typical set has probability near one, typical sequences are nearly equally probable (thus the ‘equipartition’), and there are about $e^{NS(p)}$ of them. To summarize:

Almost all events are almost equally likely.

Proof: Eq.(4.55) states that for fixed ε , for any given δ there is an N_δ such that for all $N > N_\delta$, we have

$$\text{Prob} \left[\left| -\frac{1}{N} \log P(x_1, \dots, x_N) + S[p] \right| \leq \varepsilon \right] \geq 1 - \delta. \quad (4.58)$$

Thus, the probability that the sequence (x_1, \dots, x_N) is ε -typical tends to one, and therefore so must $\text{Prob}[A_{N,\varepsilon}]$. Setting $\delta = \varepsilon$ yields part (1). To prove (2) write

$$\begin{aligned} 1 &\geq \text{Prob}[A_{N,\varepsilon}] = \sum_{(x_1, \dots, x_N) \in A_{N,\varepsilon}} P(x_1, \dots, x_N) \\ &\geq \sum_{(x_1, \dots, x_N) \in A_{N,\varepsilon}} e^{-N[S(p)+\varepsilon]} = e^{-N[S(p)+\varepsilon]} |A_{N,\varepsilon}|. \end{aligned} \quad (4.59)$$

Finally, from part (1),

$$\begin{aligned} 1 - \varepsilon &< \text{Prob}[A_{N,\varepsilon}] = \sum_{(x_1, \dots, x_N) \in A_{N,\varepsilon}} P(x_1, \dots, x_N) \\ &\leq \sum_{(x_1, \dots, x_N) \in A_{N,\varepsilon}} e^{-N[S(p)-\varepsilon]} = e^{-N[S(p)-\varepsilon]} |A_{N,\varepsilon}|, \end{aligned} \quad (4.60)$$

which proves (3).

We can now quantify the extent to which messages generated by an information source of entropy $S[p]$ can be compressed. A scheme that produces compressed sequences that are more than $NS(p)/S_{\max}$ bits is capable of distinguishing among all the typical sequences. The compressed sequences can be reliably decompressed into the original message. Conversely, schemes that yield compressed sequences of fewer than $NS(p)/S_{\max}$ bits cannot describe all typical sequences and are not reliable. This result is known as *Shannon’s noiseless channel coding theorem*.

4.7 Assigning probabilities: MaxEnt

Probabilities are introduced to deal with lack of information. The notion that entropy $S[p]$ can be interpreted as a quantitative measure of the amount of missing information has one remarkable consequence: it provides us with a method to assign probabilities. The idea is simple:

Among all possible probability distributions that agree with whatever we know select that particular distribution that reflects maximum ignorance about everything else. Since ignorance is measured by entropy, the method is mathematically implemented by selecting the distribution that maximizes entropy subject to the constraints imposed by the available information. This method of reasoning is called the method of Maximum Entropy, and is often abbreviated as MaxEnt.

Ultimately, the method of maximum entropy is based on an ethical principle of intellectual honesty that demands that one should not assume information one does not have. The idea is quite compelling but its justification relies heavily on interpreting entropy as a measure of missing information and therein lies its weakness: to what extent are we sure that entropy is the unique measure of information or of uncertainty?

As a simple illustration of the MaxEnt method in action consider a variable x about which absolutely nothing is known except that it can take n discrete values x_i with $i = 1 \dots n$. The distribution that represents the state of maximum ignorance is that which maximizes the entropy subject to the single constraint that the probabilities be normalized, $\sum_i p_i = 1$. Introducing a Lagrange multiplier α to handle the constraint, the variation $p_i \rightarrow p_i + \delta p_i$ gives

$$0 = \delta \left(S[p] - \alpha \sum_i p_i \right) = - \sum_{i=1}^n (\log p_i + 1 + \alpha) \delta p_i, \quad (4.61)$$

so that the selected distribution is

$$p_i = e^{-1-\alpha} \quad \text{or} \quad p_i = \frac{1}{n}, \quad (4.62)$$

where the multiplier α has been determined from the normalization constraint. We can check that the maximum value attained by the entropy,

$$S_{\max} = - \sum_i \frac{1}{n} \log \frac{1}{n} = \log n, \quad (4.63)$$

agrees with eq.(4.24).

Remark: The distribution of maximum ignorance turns out to be uniform. It coincides with what we would have obtained using Laplace's Principle of Insufficient Reason. It is sometimes asserted that the MaxEnt method provides a proof of Laplace's principle but such a claim is questionable. As we saw earlier, the privileged status of the uniform distribution was imposed through the Shannon's axioms from the very beginning.

4.8 Canonical distributions

The available information constrains the possible probability distributions. Although the constraints can take any form whatsoever, in this section we develop the MaxEnt formalism for the special case of constraints that are linear in the probabilities. The most important applications are to situations of thermodynamic equilibrium where the relevant information is given in terms of the expected values of those few macroscopic variables such as energy, volume, and number of particles over which one has some experimental control. (In the next chapter we revisit this problem more explicitly.)

The goal is to select the distribution of maximum entropy from within the family of all distributions for which the expectations of some functions $f^k(x)$, $k = 1, 2, \dots$ have known numerical values F^k ,

$$\langle f^k \rangle = \sum_i p_i f_i^k = F^k, \quad (4.64)$$

where we set $f^k(x_i) = f_i^k$ to simplify the notation. In addition there is a normalization constraint, $\sum p_i = 1$. Introducing the necessary multipliers, the entropy maximization is achieved setting

$$\begin{aligned} 0 &= \delta \left(S[p] - \alpha \sum_i p_i - \lambda_k \langle f^k \rangle \right) \\ &= - \sum_i (\log p_i + 1 + \alpha + \lambda_k f_i^k) \delta p_i, \end{aligned} \quad (4.65)$$

where we adopt the summation convention that repeated upper and lower indices are summed over. The solution is the so-called ‘canonical’ distribution,

$$p_i = \exp -(\lambda_0 + \lambda_k f_i^k), \quad (4.66)$$

where we have set $1 + \alpha = \lambda_0$. The normalization constraint determines λ_0 ,

$$e^{\lambda_0} = \sum_i \exp(-\lambda_k f_i^k) \stackrel{\text{def}}{=} Z(\lambda_1, \lambda_2, \dots) \quad (4.67)$$

where we have introduced the partition function Z . Substituting eqs.(4.66) and (4.67) into the other constraints, eqs.(4.64), gives a set of equations that implicitly determine the remaining multipliers,

$$- \frac{\partial \log Z}{\partial \lambda_k} = F^k, \quad (4.68)$$

and substituting into $S[p] = -\sum p_i \log p_i$ we obtain the maximized value of the entropy,

$$S_{\max} = \sum_i p_i (\lambda_0 + \lambda_k f_i^k) = \lambda_0 + \lambda_k F^k. \quad (4.69)$$

Equations (4.66-4.68) are a generalized form of the ‘canonical’ distributions first discovered by Maxwell, Boltzmann and Gibbs. Strictly, the calculation

above only shows that the entropy is stationary, $\delta S = 0$. To complete the argument we must show that (4.69) is the absolute maximum rather than just a local extremum or a stationary point.

Consider any other distribution q_i that satisfies precisely the same constraints in eqs.(4.64). According to the basic Gibbs inequality for the relative entropy of q and the canonical p ,

$$K(q, p) = \sum_i q_i \log \frac{q_i}{p_i} \geq 0, \quad (4.70)$$

or

$$S[q] \leq -\sum_i q_i \log p_i. \quad (4.71)$$

Substituting eq.(4.66) gives

$$S[q] \leq \sum_i q_i (\lambda_0 + \lambda_k f_i^k) = \lambda_0 + \lambda_k F^k. \quad (4.72)$$

Therefore

$$S[q] \leq S[p] = S_{\max}. \quad (4.73)$$

In words: within the family of all distributions q that satisfy the constraints (4.64) the distribution that achieves the maximum entropy is the canonical distribution p given in eq.(4.66).

Having found the maximum entropy distribution we can now develop the MaxEnt formalism along lines that closely parallel the formalism of statistical mechanics. Each distribution within the family (4.66) can be thought of as a point in a continuous space – the manifold of canonical distributions. Each specific choice of expected values (F^1, F^2, \dots) determines a unique point within the space, and therefore the F^k play the role of coordinates. To each point (F^1, F^2, \dots) we can associate a number, the value of the maximized entropy. Therefore, S_{\max} is a scalar field which we denote $S(F^1, F^2, \dots) = S(F)$. In thermodynamics it is conventional to drop the suffix ‘max’ and to refer to $S(F)$ as *the entropy* of the system. This language is inappropriate because it can be misleading. We should constantly remind ourselves that $S(F)$ is just one out of many possible entropies. $S(F)$ is that particular entropy that measures the amount of missing information of a subject whose knowledge consists of the numerical values of the F s and nothing else. The multiplier

$$\lambda_0 = \log Z(\lambda_1, \lambda_2, \dots) = \log Z(\lambda) \quad (4.74)$$

is sometimes called the “free energy” because it is closely related to the thermodynamic free energy,

$$S(F) = \log Z(\lambda) + \lambda_k F^k. \quad (4.75)$$

The quantities $S(F)$ and $\log Z(\lambda)$ contain the same information; the equation above shows that they are Legendre transforms of each other. Just as the F s are obtained from $\log Z(\lambda)$ from eq.(4.68), the λ s can be obtained from $S(F)$

$$\frac{\partial S(F)}{\partial F^k} = \frac{\partial \log Z(\lambda)}{\partial \lambda_j} \frac{\partial \lambda_j}{\partial F^k} + \frac{\partial \lambda_j}{\partial F^k} F^j + \lambda_k, \quad (4.76)$$

or, using eq.(4.68),

$$\frac{\partial S(F)}{\partial F^k} = \lambda_k , \quad (4.77)$$

which shows that the multipliers λ_k are the components of the gradient of the entropy $S(F)$ on the manifold of canonical distributions.

A useful extension of the formalism is the following. It is common that the functions f^k are not fixed but depend on one or more parameters v that can be externally manipulated, $f_i^k = f^k(x_i, v)$. For example f_i^k could refer to the energy of the i th state of the system, and the parameter v could be the volume of the system or an externally applied magnetic field.

Then a general change in the expected value F^k induced by changes in both f^k and λ_k , is expressed as

$$\delta F^k = \delta \langle f^k \rangle = \sum_i (p_i \delta f_i^k + f_i^k \delta p_i) , \quad (4.78)$$

The first term on the right is

$$\langle \delta f^k \rangle = \sum_i p_i \frac{\partial f_i^k}{\partial v} \delta v = \left\langle \frac{\partial f^k}{\partial v} \right\rangle \delta v . \quad (4.79)$$

When F^k represents the internal energy then $\langle \delta f^k \rangle$ is a small energy transfer that can be controlled through an external parameter v . This suggests that $\langle \delta f^k \rangle$ represents a kind of “generalized work,” δW^k , and the expectations $\langle \partial f^k / \partial v \rangle$ are analogues of pressure or susceptibility,

$$\delta W^k \stackrel{\text{def}}{=} \langle \delta f^k \rangle = \left\langle \frac{\partial f^k}{\partial v} \right\rangle \delta v . \quad (4.80)$$

The second term in eq.(4.78),

$$\delta Q^k \stackrel{\text{def}}{=} \sum_i f_i^k \delta p_i = \delta \langle f^k \rangle - \langle \delta f^k \rangle \quad (4.81)$$

is a kind of “generalized heat”, and

$$\delta F^k = \delta W^k + \delta Q^k \quad (4.82)$$

is a “generalized first law.”

The corresponding change in the entropy is obtained from eq.(4.75),

$$\begin{aligned} \delta S &= \delta \log Z(\lambda) + \delta(\lambda_k F^k) \\ &= -\frac{1}{Z} \sum_i [\delta \lambda_k f_i^k + \lambda_k \delta f_i^k] e^{-\lambda_k f_i^k} + \delta \lambda_k F^k + \lambda_k \delta F^k \\ &= \lambda_k (\delta \langle f^k \rangle - \langle \delta f^k \rangle) , \end{aligned} \quad (4.83)$$

which, using eq.(4.81), gives

$$\delta S = \lambda_k \delta Q^k . \quad (4.84)$$

It is easy to see that this is equivalent to eq.(4.77) where the partial derivatives are derivatives at constant v .

Thus the entropy remains constant in infinitesimal “adiabatic” processes – those with $\delta Q^k = 0$. From the information theory point of view [see eq.(4.81)] this result is a triviality: the amount of information in a distribution cannot change when the probabilities do not change,

$$\delta p_i = 0 \Rightarrow \delta Q^k = 0 \Rightarrow \delta S = 0 . \quad (4.85)$$

4.9 On constraints and relevant information

The method of maximum entropy has been successful in many applications, but there are cases where it has failed. Are these symptoms of irreparable flaws or mere examples of misuses of the method? MaxEnt is a method for processing information: what information are we talking about? The importance of this issue cannot be overestimated. Here we collect a few remarks; this is a topic to which we will return repeatedly.

One point that must be made is that questions about how information is processed – and this is the problem that MaxEnt is supposed to address – should not be confused with questions about how the information was obtained in the first place. These are two separate issues.

Here is an example of a common error. Once we accept that certain constraints might refer to the expected values of certain variables, how do we decide their numerical magnitudes? The numerical values of expectations are seldom known and one might be tempted to replace expected values by sample averages because it is the latter that are directly available from experiment. But the two are not the same: *Sample averages are experimental data. Expected values are not experimental data.*

For very large samples such a replacement can be justified by the law of large numbers – there is a high probability that sample averages will approximate the expected values. However, for small samples using one as an approximation for the other can lead to incorrect inferences. It is important to realize that these incorrect inferences do not represent an intrinsic flaw of the MaxEnt method; they are merely a warning of how the MaxEnt method should not be used.

There are many other objections that have been raised against the logic behind the MaxEnt method. We make no attempt to survey them all; many have already received adequate answers (see, e.g., [Jaynes 83] and [Jaynes 03], particularly section 11.8). But some objections remain that are quite legitimate and demand our attention. They revolve around the following question: Once we accept that constraints will be in the form of the expected values of certain variables, how do we decide which variables to choose?

When using the MaxEnt method to obtain, say, the canonical Boltzmann distribution ($p_i \propto e^{-\beta E_i}$) it has been common to adopt the following language:

- (A) We seek the probability distribution that codifies the information we actually have (say, the expected energy) and is maximally unbiased (*i.e.* maximally ignorant or maximum entropy) about all the other information we do not possess.

Many authors find this justification unsatisfactory. Indeed, they might argue, for example, that

- (B1) The observed spectrum of black body radiation is whatever it is, independently of the information that happens to be available to us.

We prefer to phrase the objection differently:

- (B2) In most realistic situations the expected value of the energy is not a quantity we happen to know; how, then, can we justify using it as a constraint?

Alternatively, even when the expected values of some quantities happen to be known, according to (A) what MaxEnt provides is the best possible inferences given the limited information that is available. This is no mean feat, but there is no guarantee that the resulting inferences will be any good at all. The predictions of statistical mechanics are spectacularly accurate: how can we hope to achieve equally spectacular predictions in other fields?

- (B3) We need some understanding of which are the “correct” quantities the expectation values of which codify the relevant information for the problem at hand.

Merely that some particular expected value happens to be known is neither an adequate nor a sufficient explanation.

A partial answer to these objections starts with the observation that whether the value of the expected energy is known or not, it is nevertheless still true that maximizing entropy subject to the energy constraint leads to the indisputably correct *family* of thermal equilibrium distributions (e.g., the black-body spectral distribution). The justification behind imposing a constraint on the expected energy cannot be that this is a quantity that happens to be known – because of the brute fact that it is not known – but rather that the expected energy is the quantity that *should* be known. Even when its actual numerical value is unknown, we recognize it as the *relevant* information without which no successful predictions are possible. (In the next chapter we revisit this important question.)

Therefore we allow MaxEnt to proceed as if this crucial information were available which leads us to a *family* of distributions containing the temperature as a free parameter. The actual value of this parameter will have to be inferred

from the experiment itself either directly, using a thermometer, or indirectly by Bayesian analysis from other empirical data.

To summarize: *It is not just what you happen to know; you have to know the right thing.* The constraints that should be imposed are those that codify the information that is relevant to the problem under consideration. Between one extreme of ignorance (we know neither which variables are relevant nor their expected values), and the other extreme of useful knowledge (we know which variables are relevant and we also know their expected values), there is *an intermediate state of knowledge* – and this is the rule rather than the exception – in which the relevant variables have been correctly identified but their actual expected values remain unknown. In this intermediate state, the information about which are the relevant variables is taken into account using MaxEnt to select a parametrized family of probability distributions, while the actual expected values must then be inferred independently either by direct measurement or inferred indirectly using Bayes' rule from other experimental data.

Achieving this 'intermediate state of knowledge' is the difficult problem presented by (B3). Historically progress has been achieved in individual cases mostly by "intuition," that is, trial and error. Perhaps the seeds for a more systematic "theory of relevance" can already be seen in the statistical theories of model selection and of non-parametric density estimation.

Chapter 5

Statistical Mechanics

Among the various theories that make up what we call physics, thermodynamics holds a very special place because it provided the first example of a fundamental theory that could be interpreted as a procedure for processing relevant information. Our goal in this chapter is to provide a more explicit discussion of statistical mechanics as a theory of inference. We show that several notoriously controversial topics such as the Second Law of thermodynamics, irreversibility, reproducibility, and the Gibbs paradox can be considerably clarified when viewed from the information/inference perspective.

Since the success of any problem of inference hinges on identifying the relevant information we start by providing some background on the dynamical evolution of probability distributions – Liouville’s theorem – and then we justify why in situations of thermal equilibrium the relevant constraint is encapsulated into the expected value of the energy (and/or other such conserved quantities).

5.1 Liouville’s theorem

Perhaps the most *relevant*, and therefore, most *important* piece of information that has to be incorporated into any inference about physical systems is that their time evolution is constrained by equations of motion. Whether these equations – those of Newton, Maxwell, Yang and Mills, or Einstein – can themselves be derived as examples of inference are questions which will not concern us at this point.

To be specific, in this section we will limit ourselves to discussing classical systems such as fluids. In this case there is an additional crucial piece of relevant information: these systems are composed of molecules. For simplicity we will assume that the molecules have no internal structure, that they are described by their positions and momenta, and that they behave according to classical mechanics.

The import of these remarks is that the proper description of the *microstate* of a fluid of N particles in a volume V is in terms of a “vector” in the N -particle

phase space, $z = (\vec{x}_1, \vec{p}_1, \dots, \vec{x}_N, \vec{p}_N)$. The time evolution is given by Hamilton's equations,

$$\frac{d\vec{x}_i}{dt} = \frac{\partial H}{\partial \vec{p}_i} \quad \text{and} \quad \frac{d\vec{p}_i}{dt} = -\frac{\partial H}{\partial \vec{x}_i}, \quad (5.1)$$

where H is the Hamiltonian,

$$H = \sum_{i=1}^N \frac{p_i^2}{2m} + U(\vec{x}_1, \dots, \vec{x}_N, V). \quad (5.2)$$

But the actual positions and momenta of the molecules are unknown and thus the *macrostate* of the fluid is described by a probability density in phase space, $f(z, t)$. When the system evolves continuously according to Hamilton's equations there is no information loss and the probability flow satisfies a local conservation equation,

$$\frac{\partial}{\partial t} f(z, t) = -\nabla_z \cdot J(z, t), \quad (5.3)$$

where the probability current J is a vector given by

$$J(z, t) = f(z, t) \dot{z} = \left\{ f(z, t) \frac{d\vec{x}_i}{dt}, f(z, t) \frac{d\vec{p}_i}{dt} \right\}. \quad (5.4)$$

Evaluating the divergence explicitly using (5.1) gives

$$\begin{aligned} \frac{\partial f}{\partial t} &= -\sum_{i=1}^N \left[\frac{\partial}{\partial \vec{x}_i} \cdot \left(f(z, t) \frac{d\vec{x}_i}{dt} \right) + \frac{\partial}{\partial \vec{p}_i} \cdot \left(f(z, t) \frac{d\vec{p}_i}{dt} \right) \right] \\ &= -\sum_{i=1}^N \left(\frac{\partial f}{\partial \vec{x}_i} \cdot \frac{\partial H}{\partial \vec{p}_i} - \frac{\partial f}{\partial \vec{p}_i} \cdot \frac{\partial H}{\partial \vec{x}_i} \right). \end{aligned} \quad (5.5)$$

Thus the time derivative of $f(z, t)$ at a fixed point z is given by the Poisson bracket with the Hamiltonian H ,

$$\frac{\partial f}{\partial t} = \{H, f\} \stackrel{\text{def}}{=} \sum_{i=1}^N \left(\frac{\partial H}{\partial \vec{x}_i} \cdot \frac{\partial f}{\partial \vec{p}_i} - \frac{\partial H}{\partial \vec{p}_i} \cdot \frac{\partial f}{\partial \vec{x}_i} \right). \quad (5.6)$$

This is called the Liouville equation.

Two important corollaries are the following. Instead of focusing on the change in $f(z, t)$ at a fixed point z we can study the change in $f(z(t), t)$ at a point $z(t)$ that is being carried along by the flow. This defines the so-called "convective" time derivative,

$$\frac{d}{dt} f(z(t), t) = \frac{\partial}{\partial t} f(z, t) + \sum_{i=1}^N \left(\frac{\partial f}{\partial \vec{x}_i} \cdot \frac{d\vec{x}_i}{dt} + \frac{\partial f}{\partial \vec{p}_i} \cdot \frac{d\vec{p}_i}{dt} \right). \quad (5.7)$$

Using Hamilton's equations shows that the second term is $-\{H, f\}$ and cancels the first, therefore

$$\frac{d}{dt} f(z(t), t) = 0, \quad (5.8)$$

which means that f is constant along a flow line. Explicitly,

$$f(z(t), t) = f(z(t'), t') . \quad (5.9)$$

Next consider a small volume element $\Delta z(t)$ that is being carried along by the fluid flow. Since trajectories cannot cross each other (because Hamilton's equations are first order in time) they cannot cross the boundary of the evolving volume $\Delta z(t)$ and therefore the total probability within $\Delta z(t)$ is conserved,

$$\frac{d}{dt} \text{Prob}[\Delta z(t)] = \frac{d}{dt} [\Delta z(t) f(z(t), t)] = 0 . \quad (5.10)$$

But f itself is constant, eq.(5.8), therefore

$$\frac{d}{dt} \Delta z(t) = 0 , \quad (5.11)$$

which means that the shape of a region of phase space may get deformed by time evolution but its volume remains invariant.

5.2 Derivation of Equal a Priori Probabilities

Earlier, in section 4.5, we pointed out that a proper definition of entropy in a continuum, eq.(4.45), requires that one specify a privileged background measure $\mu(z)$,

$$S[f, \mu] = - \int dz f(z) \log \frac{f(z)}{\mu(z)} , \quad (5.12)$$

where $dz = d^{3N} x d^{3N} p$. The choice of $\mu(z)$ is important: it determines what we mean by a uniform or maximally ignorant distribution.

It is customary to set $\mu(z)$ equal to a constant which we might as well choose to be one. This amounts to *postulating* that equal volumes of phase space are assigned the same a priori probabilities. Ever since the introduction of Boltzmann's ergodic hypothesis there have been many failed attempts to derive it from purely dynamical considerations. In this section we want to *determine* $\mu(z)$ by proving the following theorem

The Equal a Priori Probability Theorem: *Since Hamiltonian dynamics involves no loss of information, if the entropy $S[f, \mu]$ is to be interpreted as the measure of amount of information, then $\mu(z)$ must be a constant in phase space.*

Remark: In chapter 6 the requirement that the entropy S must be interpreted as a measure of information will be removed and thus the logic of statistical mechanics as a theory of inference will be considerably strengthened.

Proof: The main non-dynamical hypothesis is that entropy measures information. The *information* entropy of the time-evolved distribution $f(z, t)$ is

$$S(t) = - \int dz f(z, t) \log \frac{f(z, t)}{\mu(z)} . \quad (5.13)$$

The first input from Hamiltonian dynamics is that information is not lost and therefore we must require that $S(t)$ be constant,

$$\frac{d}{dt}S(t) = 0 . \quad (5.14)$$

Therefore,

$$\frac{d}{dt}S(t) = -\int dz \left[\frac{\partial f(z,t)}{\partial t} \log \frac{f(z,t)}{\mu(z)} + \frac{\partial f(z,t)}{\partial t} \right] . \quad (5.15)$$

The second term vanishes,

$$\int dz \frac{\partial f(z,t)}{\partial t} = \frac{d}{dt} \int dz f(z,t) = 0 . \quad (5.16)$$

A second input from Hamiltonian dynamics is that probabilities are not merely conserved, they are locally conserved, which is expressed by eqs.(5.3) and (5.4). The first term of eq.(5.15) can be rewritten,

$$\frac{d}{dt}S(t) = \int dz \nabla_z \cdot J(z,t) \log \frac{f(z,t)}{\mu(z)} , \quad (5.17)$$

so that integrating by parts (the surface term vanishes) gives

$$\begin{aligned} \frac{d}{dt}S(t) &= -\int dz f(z,t) \dot{z} \cdot \nabla_z \log \frac{f(z,t)}{\mu(z)} \\ &= \int dz [-\dot{z} \cdot \nabla_z f(z,t) + f(z,t) \dot{z} \cdot \nabla_z \log \mu(z)] . \end{aligned} \quad (5.18)$$

Hamiltonian dynamics enters here once again: the first term vanishes by Liouville's equation (5.6),

$$-\int dz \dot{z} \cdot \nabla_z f(z,t) = \int dz \{H, f(z,t)\} = \int dz \frac{\partial f(z,t)}{\partial t} = 0 , \quad (5.19)$$

and therefore, imposing (5.14),

$$\frac{d}{dt}S(t) = \int dz f(z,t) \dot{z} \cdot \nabla_z \log \mu(z) = 0 . \quad (5.20)$$

This integral must vanish for any arbitrary choice of the distribution $f(z,t)$, therefore

$$\dot{z} \cdot \nabla_z \log \mu(z) = 0 . \quad (5.21)$$

Furthermore, we have considerable freedom about the particular Hamiltonian operating on the system. We could choose to change the volume in any arbitrarily prescribed way by pushing on a piston, or we could choose to vary an external magnetic field. Either way we can change $H(t)$ and therefore \dot{z} at will. The time derivative dS/dt must still vanish irrespective of the particular choice of the vector \dot{z} . We conclude that

$$\nabla_z \log \mu(z) = 0 \quad \text{or} \quad \mu(z) = \text{const} . \quad (5.22)$$

To summarize: the requirement that information is not lost in Hamiltonian dynamics implies that the measure of information must be a constant of the motion,

$$\frac{d}{dt}S(t) = 0 , \quad (5.23)$$

and this singles out the Gibbs entropy,

$$S(t) = -\int dz f(z, t) \log f(z, t) , \quad (5.24)$$

as the correct *information* entropy.

It is sometimes asserted that (5.23) implies that the Gibbs entropy cannot be identified with the *thermodynamic* entropy because this would be in contradiction to the second law. As we shall see below, this is not true; in fact, it is quite the opposite.

5.3 The relevant constraints

Thermodynamics is concerned with situations of thermal equilibrium. What is the relevant information needed to make inferences that apply to these special cases? The first condition we must impose on $f(z, t)$ to describe equilibrium is that it be independent of time. Thus we require that $\{H, f\} = 0$ and f must be a function of conserved quantities such as energy, momentum, angular momentum, or number of particles. But we do not want f to be merely stationary, as say, for a rotating fluid, we want it to be truly static. We want f to be invariant under time reversal. For these problems it turns out that it is not necessary to impose that the total momentum and total angular momentum vanish; these constraints will turn out to be satisfied automatically. To simplify the situation even more we will only consider problems where the number of particles is held fixed. Processes where particles are exchanged as in the equilibrium between a liquid and its vapor, or where particles are created and destroyed as in chemical reactions, constitute an important but straightforward extension of the theory.

It thus appears that it is sufficient to impose that f be some function of the energy. According to the formalism developed in section 4.8 and the remarks in 4.9 this is easily accomplished: the constraints codifying the information that could be relevant to problems of thermal equilibrium should be the expected values of functions $\phi(E)$ of the energy. For example, $\langle\phi(E)\rangle$ could include various moments, $\langle E \rangle, \langle E^2 \rangle, \dots$ or perhaps more perhaps complicated functions. The remaining question is which functions $\phi(E)$ and how many of them.

To answer this question we look at thermal equilibrium from the point of view leading to what is known as the *microcanonical formalism*. Let us enlarge our description to include the system of interest A and its environment, that is, the thermal bath B with which it is in equilibrium. The advantage of this broader view is that the composite system $C = A + B$ can be assumed to be isolated and *we know that its energy E_c is some fixed constant*. This is highly relevant information: when the value of E_c is known, not only do we know $\langle E_c \rangle$ but we know the expected values $\langle\phi(E_c)\rangle$ for absolutely all functions $\phi(E_c)$. In other

words, in this case we have succeeded in identifying the relevant information and we are finally ready to assign probabilities using the MaxEnt method. (When the value of E_c is not known we are in that state of “intermediate” knowledge described in section 4.9.)

To simplify the notation it is convenient to divide phase space into discrete cells of equal volume. For system A let the (discretized) microstate z_a have energy E_a . For the thermal bath B a much less detailed description is sufficient. Let the number of bath microstates with energy E_b be $\Omega_B(E_b)$. Our relevant information includes the fact that A and B interact very weakly, just barely enough to attain equilibrium, and thus the known total energy E_c constrains the allowed microstates of $A + B$ to the subset that satisfies

$$E_a + E_b = E_c . \quad (5.25)$$

The total number of such microstates is

$$\Omega(E_c) = \sum_a \Omega_B(E_c - E_a) . \quad (5.26)$$

We are in a situation where we know absolutely nothing beyond the fact that the composite system C can be in any one of its $\Omega(E_c)$ allowed microstates. This is precisely the problem tackled in section 4.7: the maximum entropy distribution is uniform, eq.(4.62), and the probability of any microstate of C is $1/\Omega(E_c)$. More importantly, the probability that system A is in the particular microstate a when it is in thermal equilibrium with the bath B is

$$p_a = \frac{\Omega_B(E_c - E_a)}{\Omega(E_c)} . \quad (5.27)$$

This is the result we sought; now we need to interpret it. It is convenient to rewrite p_a in terms of the the entropy of the bath $S_B = k \log \Omega_B$,

$$p_a \propto \exp \frac{1}{k} S_B(E_c - E_a) . \quad (5.28)$$

There is one final piece of relevant information we can use: the thermal bath B is much larger than system A , $E_c \gg E_a$, and we can Taylor expand

$$S_B(E_c - E_a) = S_B(E_c) - \frac{E_a}{T} + \dots , \quad (5.29)$$

where the temperature T of the bath has been introduced according to the standard thermodynamic definition,

$$\left. \frac{\partial S_B}{\partial E_b} \right|_{E_c} \stackrel{\text{def}}{=} \frac{1}{T} . \quad (5.30)$$

The term $S_B(E_c)$ is a constant independent of the label a which can be absorbed into the normalization. We conclude that the distribution that codifies the relevant information about equilibrium is

$$p_a \propto \exp \left(-\frac{E_a}{kT} \right) , \quad (5.31)$$

which we recognize as having the canonical form of eq.(4.66).

Our goal in this section was to identify the relevant variables. Here is the answer: the relevant information about thermal equilibrium can be summarized by the expected value of the energy $\langle E \rangle$ because someone who just knows $\langle E \rangle$ and is maximally ignorant about everything else is led to assign probabilities according to eq.(4.66) which coincides with (5.31).

But our analysis has also disclosed an important limitation. Eq.(5.27) shows that in general the distribution for a system in equilibrium with a bath depends in a complicated way on the properties of the bath. The information in $\langle E \rangle$ is adequate only when the system and the bath interact weakly and the bath is so much larger than the system that its effects can be represented by a single parameter, the temperature T . Conversely, if these conditions are not met, then more information is needed. For example, the system might be sufficiently isolated that within the time scales of interest it can only reach thermal equilibrium with the few degrees of freedom in its very immediate vicinity. Then the surrounding bath need not be large and the information contained in the expected value $\langle E \rangle$ while still useful and relevant might just not be sufficient; more will be needed.

Remark: The notion of relevance is relative. A particular piece of information might be relevant to one specific question and irrelevant to another. In the discussion above the system is in equilibrium, but we have not been sufficiently explicit about what specific questions one wants to address. It is implicit in this whole approach that one refers to the typical questions addressed in thermodynamics.

5.4 The canonical formalism

We consider a system (say, a fluid) in thermal equilibrium. The energy of the (conveniently discretized) microstate z_a is $E_a = E_a(V)$ where V is the volume of the system. We assume further that the expected value of the energy is known, $\langle E \rangle = \bar{E}$.

Maximizing the (discretized) Gibbs entropy,

$$S[p] = -k \sum_a p_a \log p_a \quad \text{where} \quad p_a = f(z_a) \Delta z, \quad (5.32)$$

subject to constraints on normalization $\langle 1 \rangle = 1$ and energy $\langle E \rangle = \bar{E}$ yields, eq.(4.66),

$$p_a = \frac{1}{Z} e^{-\beta E_a} \quad (5.33)$$

where the Lagrange multiplier β is determined from

$$-\frac{\partial \log Z}{\partial \beta} = \bar{E} \quad \text{and} \quad Z(\beta, V) = \sum_a e^{-\beta E_a}. \quad (5.34)$$

The maximized value of the Gibbs entropy is, eq.(4.69),

$$S(\bar{E}, V) = k \log Z + k\beta \bar{E}. \quad (5.35)$$

Differentiating with respect to \bar{E} we obtain the analogue of eq.(4.77),

$$\left(\frac{\partial S}{\partial \bar{E}}\right)_V = k \frac{\partial \log Z}{\partial \beta} \frac{\partial \beta}{\partial \bar{E}} + k \frac{\partial \beta}{\partial \bar{E}} \bar{E} + k\beta = k\beta, \quad (5.36)$$

where eq.(5.34) has been used to cancel the first two terms. In thermodynamics temperature is defined by

$$\left(\frac{\partial S}{\partial \bar{E}}\right)_V \stackrel{\text{def}}{=} \frac{1}{T}, \quad (5.37)$$

therefore,

$$\beta = \frac{1}{kT}. \quad (5.38)$$

The connection between the formalism above and thermodynamics hinges on a suitable identification of work and heat. A small change in the internal energy δE can be induced by small changes in T and V ,

$$\delta \bar{E} = \sum_a p_a \delta E_a + \sum_a E_a \delta p_a. \quad (5.39)$$

Since $E_a = E_a(V)$ the first term $\langle \delta E \rangle$ is an energy change that can be induced by small changes in volume,

$$\langle \delta E \rangle = \sum_a p_a \frac{\partial E_a}{\partial V} \delta V = \left\langle \frac{\partial E}{\partial V} \right\rangle \delta V, \quad (5.40)$$

this suggests that we can identify it with the mechanical work,

$$\langle \delta E \rangle = \delta W = -P \delta V, \quad (5.41)$$

and therefore, the pressure is given by

$$P = - \left\langle \frac{\partial E}{\partial V} \right\rangle. \quad (5.42)$$

This is the microscopic definition of pressure.

The second term in eq.(5.39) must therefore represent heat,

$$\delta Q = \delta \bar{E} - \delta W = \delta \langle E \rangle - \langle \delta E \rangle. \quad (5.43)$$

The corresponding change in entropy is obtained from eq.(5.35),

$$\begin{aligned} \frac{\delta S}{k} &= \delta \log Z + \delta(\beta \bar{E}) \\ &= -\frac{1}{Z} \sum_a e^{-\beta E_a} (E_a \delta \beta + \beta \delta E_a) + \bar{E} \delta \beta + \beta \delta \bar{E} \\ &= \beta(\delta \bar{E} - \langle \delta E \rangle), \end{aligned} \quad (5.44)$$

therefore,

$$\delta S = \frac{\delta Q}{T}. \quad (5.45)$$

This result is important. It proves that

The maximized Gibbs entropy, $S(\bar{E}, V)$, is identical to the thermodynamic entropy originally defined by Clausius.

Substituting into eq.(5.43), yields the *fundamental thermodynamic identity*,

$$\delta\bar{E} = T\delta S - P\delta V . \quad (5.46)$$

Incidentally, it shows that the “natural” variables for energy are S and V , that is, $\bar{E} = \bar{E}(S, V)$. Similarly, writing

$$\delta S = \frac{1}{T}\delta\bar{E} + \frac{P}{T}\delta V \quad (5.47)$$

confirms that $S = S(\bar{E}, V)$.

The free energy F is defined by

$$Z = e^{-\beta F} \quad \text{or} \quad F = -kT \log Z(T, V) . \quad (5.48)$$

Eq.(5.35) then leads to

$$F = \bar{E} - TS , \quad (5.49)$$

so that

$$\delta F = -S\delta T - P\delta V , \quad (5.50)$$

which shows that $F = F(T, V)$.

Several useful thermodynamic relations can be easily obtained from eqs.(5.46), (5.47), and (5.50). For example, the identities

$$\left(\frac{\partial F}{\partial T}\right)_V = -S \quad \text{and} \quad \left(\frac{\partial F}{\partial V}\right)_V = -P , \quad (5.51)$$

can be read directly from eq.(5.50).

5.5 The Second Law of Thermodynamics

We saw that in 1865 Clausius summarized the two laws of thermodynamics into “The energy of the universe is constant. The entropy of the universe tends to a maximum.” We can be a bit more explicit about the Second Law: “In an adiabatic non-quasi-static process that starts and ends in equilibrium the total entropy increases; if the process is adiabatic and quasi-static process the total entropy remains constant.” The Second Law was formulated in a somewhat stronger form by Gibbs (1878) “For irreversible processes not only does the entropy tend to increase, but it does increase to the maximum value allowed by the constraints imposed on the system.”

We are now ready to prove the Second Law. The proof below proposed by E. T. Jaynes in 1965 is mathematically very simple, but it is also conceptually subtle [Jaynes 65]. It may be useful to recall some of our previous results. The

entropy mentioned in the Second Law is the “thermodynamic” entropy S_T . It is defined only for equilibrium states by the Clausius relation,

$$S_T(B) - S_T(A) = \int_A^B \frac{dQ}{T} , \quad (5.52)$$

where the integral is along a reversible path of intermediate equilibrium states. But as we saw in the previous section, in thermal equilibrium the *maximized* Gibbs entropy S_G^{can} – that is, the entropy computed from the canonical distribution – satisfies the same relation, eq.(5.45),

$$\delta S_G^{\text{can}} = \frac{\delta Q}{T} \Rightarrow S_G^{\text{can}}(B) - S_G^{\text{can}}(A) = \int_A^B \frac{dQ}{T} . \quad (5.53)$$

If the arbitrary additive constant is adjusted so S_G^{can} matches S_T for one equilibrium state they will be equal for all equilibrium states. Therefore, if at any time t the system is in thermal equilibrium and its relevant macrovariables agree with expected values, say X_t , calculated using the canonical distribution then,

$$S_T(t) = S_G^{\text{can}}(t) . \quad (5.54)$$

The system, which is assumed to be thermally insulated from its environment, is allowed (or forced) to evolve according to a certain Hamiltonian. The evolution could, for example, be the free expansion of a gas into vacuum, or it could be given by the time-dependent Hamiltonian that describes some externally prescribed influence, say, a moving piston or an imposed field. Eventually a new equilibrium is reached at some later time t' . Such a process is adiabatic; no heat was exchanged with the environment. Under these circumstances the initial canonical distribution $f_{\text{can}}(t)$, e.g. eq.(4.66) or (5.33), evolves according to Liouville’s equation, eq.(5.6),

$$f_{\text{can}}(t) \xrightarrow{H(t)} f(t') , \quad (5.55)$$

and, according to eq.(5.23), the corresponding Gibbs entropy remains constant,

$$S_G^{\text{can}}(t) = S_G(t') . \quad (5.56)$$

Since the Gibbs entropy remains constant it is sometimes argued that this contradicts the Second Law but note that the time-evolved $S_G(t')$ is not the thermodynamic entropy because $f(t')$ is not necessarily of the canonical form, eq.(4.66).

From the new distribution $f(t')$ we can, however, compute the expected values $X_{t'}$ that apply to the state of equilibrium at t' . Of all distributions agreeing with the new values $X_{t'}$ the canonical distribution $f_{\text{can}}(t')$ is that which has maximum Gibbs entropy, $S_G^{\text{can}}(t')$. Therefore

$$S_G(t') \leq S_G^{\text{can}}(t') . \quad (5.57)$$

But $S_G^{\text{can}}(t')$ coincides with the thermodynamic entropy of the new equilibrium state,

$$S_G^{\text{can}}(t') = S_T(t') . \quad (5.58)$$

Collecting all these results, eqs.(5.54)-(5.58), we conclude that the thermodynamic entropy has increased,

$$S_T(t) \leq S_T(t') , \quad (5.59)$$

which is the Second Law. The equality applies when the time evolution is quasistatic so that throughout the process the distribution is always canonical; in particular, $f(t') = f_{\text{can}}(t')$. The argument above can be generalized considerably by allowing heat exchanges or by introducing uncertainties into the actual Hamiltonian dynamics.

To summarize, the chain of steps is

$$S_T(t) \stackrel{(1)}{=} S_G^{\text{can}}(t) \stackrel{(2)}{=} S_G(t') \stackrel{(3)}{\leq} S_G^{\text{can}}(t') \stackrel{(4)}{=} S_T(t') . \quad (5.60)$$

Steps (1) and (4) hinge on identifying the maximized Gibbs entropy with the thermodynamic entropy – which works provided we have correctly identified the relevant macrovariables for the particular problem at hand. Step (2) follows from the constancy of the Gibbs entropy under Hamiltonian evolution – this is the least controversial step. Of course, if we did not have complete knowledge about the exact Hamiltonian $H(t)$ acting on the system an inequality would have been introduced already at this point. The crucial inequality, however, is introduced in step (3) where *information is discarded*. The distribution $f(t')$ contains information about the macrovariables $X_{t'}$ at time t' , and since the Hamiltonian is known, it also contains information about the values X_t the macrovariables had at the initial time t . In contrast, a description in terms of the distribution $f_{\text{can}}(t')$ contains information about the macrovariables $X_{t'}$ at time t' and *nothing else*. In a thermodynamic description all memory of the history of the system is lost.

The Second Law refers to thermodynamic entropies only. These entropies measure the amount of information available to someone with only macroscopic means to observe and manipulate the system. *The irreversibility implicit in the Second Law arises from this restriction to thermodynamic descriptions.*

It is important to emphasize what has just been proved: in an adiabatic process from one state of equilibrium to another the *thermodynamic* entropy increases. This is the Second Law. Many questions remain unanswered: We have assumed that the system tends towards and finally reaches an equilibrium; how do we know that this happens? What are the relaxation times, transport coefficients, etc.? There are all sorts of aspects of non-equilibrium irreversible processes that remain to be explained but this does not detract from what Jaynes' explanation did in fact accomplish, namely, it explained the Second Law, no more and, most emphatically, no less.

5.6 The thermodynamic limit

If the Second Law “has only statistical certainty” (Maxwell, 1871) and any violation “seems to be reduced to improbability” (Gibbs, 1878) how can thermodynamic predictions attain so much certainty? Part of the answer hinges on restricting the kind of questions we are willing to ask to those concerning the few macroscopic variables over which we have some control. Most other questions are not “interesting” and thus they are never asked. For example, suppose we are given a gas in equilibrium within a cubic box, and the question is where will particle #23 be found. The answer is that we expect the particle to be at the center of the box but with a very large standard deviation – the particle can be anywhere in the box. The answer is not particularly impressive. On the other hand, if we ask for the energy of the gas at temperature T , or how it changes as the volume is changed by δV , then the answers are truly impressive.

Consider a system in thermal equilibrium in a macrostate described by a canonical distribution $f(z)$ assigned on the basis of constraints on the values of certain macrovariables X . For simplicity we will assume X is a single variable, the energy, $X = \langle E \rangle = \bar{E}$. The microstates z can be divided into typical and atypical microstates. The typical microstates are all contained within a “high probability” region \mathcal{R}_ε to be defined below that has total probability $1 - \varepsilon$, where ε is a small positive number, and within which $f(z)$ is greater than some lower bound. The “phase” volume of the typical region is

$$\text{Vol}(\mathcal{R}_\varepsilon) = \int_{\mathcal{R}_\varepsilon} dz = W_\varepsilon . \quad (5.61)$$

Our goal is to establish that the thermodynamic entropy and the volume of the region \mathcal{R}_ε are related through Boltzmann’s equation,

$$S_T \approx k \log W_\varepsilon . \quad (5.62)$$

The surprising feature is that the result is essentially independent of ε . The following theorems which are adaptations of the Asymptotic Equipartition Property (section 4.6) state this result in a mathematically precise way.

Theorem: Let $f(z)$ be the canonical distribution and $kS = S_G = S_T$ the corresponding entropy,

$$f(z) = \frac{e^{-\beta E(z)}}{Z} \quad \text{and} \quad S = \beta \bar{E} + \log Z . \quad (5.63)$$

Then as $N \rightarrow \infty$,

$$-\frac{1}{N} \log f(z) \longrightarrow \frac{S}{N} \quad \text{in probability,} \quad (5.64)$$

provided that the system is such that the energy fluctuations increase slower than N , that is, $\lim_{N \rightarrow \infty} \Delta E/N = 0$. (Δ denotes the standard deviation.)

The theorem roughly means that

The accessible microstates are essentially equally likely.

Microstates z for which $(-\log f(z))/N$ differs substantially from S/N have either too low probability and are deemed “inaccessible,” or they might individually have a high probability but are too few to contribute significantly.

Remark: The word ‘essentially’ is tricky because $f(z)$ may differ from e^{-S} by a huge factor, but $\log f(z)$ differs from $-S$ by an unimportant amount that grows less rapidly than N .

Remark: Note that the theorem applies only to those systems with interparticle interactions such that the energy fluctuations are sufficiently well behaved. Typically this requires that as N and V tend to infinity with N/V constant, the spatial correlations fall sufficiently fast that distant particles are uncorrelated. Under these circumstances energy and entropy are extensive quantities.

Proof: Apply the Tchebyshev inequality (see section 2.8),

$$P(|x - \langle x \rangle| \geq \varepsilon) \leq \left(\frac{\Delta x}{\varepsilon} \right)^2, \quad (5.65)$$

to the variable

$$x = \frac{-1}{N} \log f(z). \quad (5.66)$$

The mean is the entropy per particle,

$$\begin{aligned} \langle x \rangle &= \frac{-1}{N} \langle \log f \rangle \\ &= \frac{S}{N} = \frac{1}{N} (\beta \bar{E} + \log Z). \end{aligned} \quad (5.67)$$

To calculate the variance,

$$(\Delta x)^2 = \frac{1}{N^2} \left[\langle (\log f)^2 \rangle - \langle \log f \rangle^2 \right], \quad (5.68)$$

use

$$\begin{aligned} \langle (\log f)^2 \rangle &= \langle (\beta E + \log Z)^2 \rangle \\ &= \beta^2 \langle E^2 \rangle + 2\beta \langle E \rangle \log Z + (\log Z)^2, \end{aligned} \quad (5.69)$$

so that

$$(\Delta x)^2 = \frac{\beta^2}{N^2} \left(\langle E^2 \rangle - \langle E \rangle^2 \right) = \left(\frac{\beta \Delta E}{N} \right)^2. \quad (5.70)$$

Collecting these results gives

$$\text{Prob} \left[\left| -\frac{1}{N} \log f(z) - \frac{S}{N} \right| \geq \varepsilon \right] \leq \left(\frac{\beta \Delta E}{N \varepsilon} \right)^2. \quad (5.71)$$

For systems such that the relative energy fluctuations $\Delta E/\bar{E}$ tend to 0 as $N^{-1/2}$ when $N \rightarrow \infty$, and the energy is an extensive quantity, $\bar{E} \propto N$, the limit on the right is zero, $\Delta E/N \rightarrow 0$, therefore,

$$\lim_{N \rightarrow \infty} \text{Prob} \left[\left| -\frac{1}{N} \log f(z) - \frac{S}{N} \right| \geq \varepsilon \right] = 0, \quad (5.72)$$

which concludes the proof.

The following theorem elaborates on these ideas further. To be precise let us define the typical region \mathcal{R}_ε as the set of microstates with probability $f(z)$ such that

$$e^{-S-N\varepsilon} \leq f(z) \leq e^{-S+N\varepsilon}, \quad (5.73)$$

or, using eq.(5.63),

$$\frac{1}{Z} e^{-\beta \bar{E} - N\varepsilon} \leq f(z) \leq \frac{1}{Z} e^{-\beta \bar{E} + N\varepsilon}. \quad (5.74)$$

This last expression shows that typical microstates are those for which the energy per particle $E(z)/N$ lies within a narrow interval $2\varepsilon kT$ about the expected value \bar{E}/N .

Remark: Even though some states z (namely those with energy $E(z) < \bar{E}$) can individually be more probable than the typical states it turns out (see below) that they are too few and their volume is negligible compared to W_ε .

Theorem of typical microstates: For N sufficiently large

- (1) $\text{Prob}[\mathcal{R}_\varepsilon] > 1 - \varepsilon$
- (2) $\text{Vol}(\mathcal{R}_\varepsilon) = W_\varepsilon \leq e^{S+N\varepsilon}$.
- (3) $W_\varepsilon \geq (1 - \varepsilon)e^{S-N\varepsilon}$.
- (4) $\lim_{N \rightarrow \infty} (\log W_\varepsilon - S)/N = 0$.

In words:

The typical region has probability close to one; typical microstates are almost equally probable; the phase volume they occupy is about $e^{S_T/k}$, that is, $S_T = k \log W$.

The Gibbs entropy is a measure of the logarithm of the phase volume of typical states and for large N it does not much matter what we mean by typical (i.e., what we choose for ε). Incidentally, note that it is the Gibbs entropy that satisfies the Boltzmann formula $S_G = k \log W$.

Proof: Eq.(5.72) states that for fixed ε , for any given δ there is an N_δ such that for all $N > N_\delta$, we have

$$\text{Prob} \left[\left| -\frac{1}{N} \log f(z) - \frac{S}{N} \right| \leq \varepsilon \right] \geq 1 - \delta. \quad (5.75)$$

Thus, the probability that the microstate z is ε -typical tends to one, and therefore so must $\text{Prob}[\mathcal{R}_\varepsilon]$. Setting $\delta = \varepsilon$ yields part (1). This also shows that the

total probability of the set of states with $E(z) < \bar{E}$ is negligible – they must occupy a negligible volume. To prove **(2)** write

$$\begin{aligned} 1 &\geq \text{Prob}[\mathcal{R}_\varepsilon] = \int_{\mathcal{R}_\varepsilon} dz f(z) \\ &\geq e^{-S-N\varepsilon} \int_{\mathcal{R}_\varepsilon} dz = e^{-S-N\varepsilon} W_\varepsilon. \end{aligned} \quad (5.76)$$

Similarly, to prove **(3)** use **(1)**,

$$\begin{aligned} 1 - \varepsilon &< \text{Prob}[\mathcal{R}_\varepsilon] = \int_{\mathcal{R}_\varepsilon} dz f(z) \\ &\leq e^{-S+N\varepsilon} \int_{\mathcal{R}_\varepsilon} dz = e^{-S+N\varepsilon} W_\varepsilon, \end{aligned} \quad (5.77)$$

Finally, from **(2)** and **(3)**,

$$(1 - \varepsilon)e^{S-N\varepsilon} \leq W_\varepsilon \leq e^{S+N\varepsilon}, \quad (5.78)$$

which is the same as

$$\frac{S}{N} - \varepsilon + \frac{\log(1 - \varepsilon)}{N} \leq \frac{\log W_\varepsilon}{N} \leq \frac{S}{N} + \varepsilon, \quad (5.79)$$

and proves **(4)**.

Remark: The theorems above can be generalized to situations involving several macrovariables X^k in addition to the energy. In this case, the expected value of $\log f(z)$ is

$$\langle -\log f \rangle = S = \lambda_k \langle X^k \rangle + \log Z, \quad (5.80)$$

and its variance is

$$(\Delta \log f)^2 = \lambda_k \lambda_m (\langle X^k X^m \rangle - \langle X^k \rangle \langle X^m \rangle). \quad (5.81)$$

5.7 Interpretation of the Second Law: Reproducibility

We saw that the Gibbs entropy is a measure of the logarithm of the phase volume of typical states. In the proof of the Second Law (section 4.11.1) we started with a system at time t in a state of thermal equilibrium defined by the macrovariables X_t . We saw (section 4.11.2) that within the typical region $\mathcal{R}(t)$ fluctuations of the X_t are negligible: all microstates are characterized by the same values of X . Furthermore, the typical region $\mathcal{R}(t)$ includes essentially all possible initial states compatible with the initial X_t .

The volume $W(t) = e^{S_T(t)/k}$ of the typical region can be interpreted in two ways. On one hand it is a measure of our ignorance as to the true microstate when all we know are the macrovariables X_t . On the other hand, the volume $W(t)$ is also a measure of the extent that we can control the actual microstate of the system when the X_t are the only parameters we can manipulate.

Having been prepared in equilibrium at time t the system is then subjected to an adiabatic process and it eventually attains a new equilibrium at time t' .

The Hamiltonian evolution deforms the initial region $\mathcal{R}(t)$ into a new region $\mathcal{R}(t')$ with exactly the same volume $W(t) = W(t')$; the macrovariables evolve from their initial values X_t to new values $X_{t'}$.

Now suppose we adopt a thermodynamic description for the new equilibrium; the preparation history is forgotten, and all we know are the new values $X_{t'}$. The new typical region $\mathcal{R}'(t')$ has a volume $W'(t')$ and it includes all microstates compatible with the information $X_{t'}$.

After these preliminaries we come to the crux of the argument: With the limited experimental means at our disposal we can guarantee that the initial microstate will be somewhere within $W(t)$ and therefore that in due course of time it will be within $W(t')$. In order for the process $X_t \rightarrow X_{t'}$ to be experimentally reproducible it must be that all microstates in $W(t')$ will also be within $W'(t')$ which means that $W(t) = W(t') \leq W'(t')$. Conversely, if it were true that $W(t) > W'(t')$ we would sometimes observe that an initial microstate within $W(t)$ would evolve into a final microstate lying outside $W'(t')$ that is, sometimes we would observe $X_t \rightarrow X_{t'}$. Thus, when $W(t) > W'(t')$ the experiment is not reproducible.

A new element has been introduced into the discussion of the Second Law: *reproducibility*. [Jaynes 65] Thus, we can express the Second Law in the somewhat tautological form:

In a reproducible adiabatic process the thermodynamic entropy cannot decrease.

We can address this question from a different angle: How do we know that the chosen constraints X are the relevant macrovariables that provide an *adequate* thermodynamic description? In fact, what do we mean by an *adequate* description? Let us rephrase these questions differently: Could there exist additional unknown physical constraints Y that significantly restrict the microstates compatible with the initial macrostate and which therefore provide an even better description? The answer is that such variables can, of course, exist but that including them in the description does not necessarily lead to an improvement. If the process $X_t \rightarrow X_{t'}$ is reproducible when no particular care has been taken to control the values of Y we can expect that to the extent that we are only interested in the X 's the Y 's are irrelevant; keeping track of them will not yield a better description. *Reproducibility is the criterion whereby we can decide whether a particular thermodynamic description is adequate or not.*

5.8 Remarks on irreversibility

A considerable source of confusion on the question of reversibility is that the same word 'reversible' is used with several different meanings [Uffink 01]:

(a) *Mechanical or microscopic reversibility* refers to the possibility of reversing the velocities of every particle. Such reversals would allow the system not just to retrace its steps from the final macrostate to the initial macrostate but it would also allow it to retrace its detailed microstate trajectory as well.

(b) *Carnot or macroscopic reversibility* refers to the possibility of retracing the history of

macrostates of a system in the opposite direction. The required amount of control over the system can be achieved by forcing the system along a prescribed path of intermediate macroscopic equilibrium states that are infinitesimally close to each other. Such a reversible process is normally and appropriately called *quasi-static*. There is no implication that the trajectories of the individual particles will be retraced.

(c) *Thermodynamic reversibility* refers to the possibility of starting from a final macrostate and completely recovering the initial macrostate without any other external changes. There is no need to retrace the intermediate macrostates in reverse order. In fact, rather than ‘reversibility’ it may be more descriptive to refer to ‘*recoverability*’. Typically a state is irrecoverable when there is friction, decay, or corruption of some kind.

Notice that when one talks about the “irreversibility” of the Second Law and about the “reversibility” of mechanics there is no inconsistency or contradiction: the word ‘reversibility’ is being used with two entirely different meanings.

Classical thermodynamics assumes that isolated systems approach and eventually attain a state of equilibrium. The state of equilibrium is, by definition, a state that, once attained, will not spontaneously change in the future. On the other hand, it is understood that changes might have happened in the past. Classical thermodynamics introduces a time asymmetry: it treats the past and the future differently.

The situation with statistical mechanics is, however, somewhat different. Once equilibrium has been attained fluctuations are possible. In fact, if we wait long enough we can expect that large fluctuations can be expected to happen in the future, just as they might have happened in the past. The situation is quite symmetric. The interesting asymmetry arises when we realize that for a large fluctuation to happen spontaneously in the future might require an extremely long time while we just happen to know that a similarly large “fluctuation” was observed in the very recent past. This might seem strange because the formalism of statistical mechanics does not introduce any time asymmetry. The solution to the puzzle is that the large “fluctuation” in the recent past most likely did not happen spontaneously but was quite deliberately brought about by human (or otherwise) intervention. The system was prepared in some unusual state by applying appropriate constraints which were subsequently removed – we do this all the time.

5.9 Entropies, descriptions and the Gibbs paradox

Under the generic title of “Gibbs Paradox” one usually considers a number of related questions in both phenomenological thermodynamics and in statistical mechanics: (1) The entropy change when two distinct gases are mixed happens

to be independent of the nature of the gases. Is this in conflict with the idea that in the limit as the two gases become identical the entropy change should vanish? (2) Should the thermodynamic entropy of Clausius be an extensive quantity or not? (3) Should two microstates that differ only in the exchange of identical particles be counted as two or just one microstate?

The conventional wisdom asserts that the resolution of the paradox rests on quantum mechanics but this analysis is unsatisfactory; at best it is incomplete. While it is true that the exchange of identical quantum particles does not lead to a new microstate this approach ignores the case of classical, and even non-identical particles. For example, nanoparticles in a colloidal suspension or macromolecules in solution are both classical and non-identical. Several authors (e.g., [Grad 61, Jaynes 92]) have recognized that quantum theory has no bearing on the matter; indeed, as remarked in section 3.5, this was already clear to Gibbs.

Our purpose here is to discuss the Gibbs paradox from the point of view of information theory. The discussion follows [Tseng Caticha 01]. Our conclusion will be that the paradox is resolved once it is realized that there is no such thing as *the* entropy of a system, that there are *many* entropies. The choice of entropy is a choice between a description that treats particles as being distinguishable and a description that treats them as indistinguishable; which of these alternatives is more convenient depends on the resolution of the particular experiment being performed.

The “grouping” property of entropy, eq.(4.3),

$$S[p] = S_G[P] + \sum_g P_g S_g[p_{\cdot|g}]$$

plays an important role in our discussion. It establishes a relation between two different descriptions and refers to three different entropies. One can describe the system with high resolution as being in a microstate i (with probability p_i), or alternatively, with lower resolution as being in one of the groups g (with probability P_g). Since the description in terms of the groups g is less detailed we might refer to them as ‘mesostates’. A thermodynamic description, on the other hand, corresponds to an even lower resolution that merely specifies the equilibrium macrostate. For simplicity, we will define the macrostate with a single variable, the energy. Including additional variables is easy and does not modify the gist of the argument.

The standard connection between the thermodynamic description in terms of macrostates and the description in terms of microstates is established in section 4.10.4. If the energy of microstate a is E_a , to the macrostate of energy $\bar{E} = \langle E \rangle$ we associate that canonical distribution (5.33)

$$p_a = \frac{e^{-\beta E_a}}{Z_H}, \quad (5.82)$$

where the partition function Z_H and the Lagrange multiplier β are determined from eqs.(5.34),

$$Z_H = \sum_i e^{-\beta E_i} \quad \text{and} \quad \frac{\partial \log Z_H}{\partial \beta} = -\bar{E}. \quad (5.83)$$

The corresponding entropy, eq.(5.35) is (setting $k = 1$)

$$S_H = \beta \bar{E} + \log Z_H, \quad (5.84)$$

measures the amount of information required to specify the microstate when all we know is the value \bar{E} .

Identical particles

Before we compute and interpret the probability distribution over mesostates and its corresponding entropy we must be more specific about which mesostates we are talking about. Consider a system of N classical particles that are exactly identical. The interesting question is whether these identical particles are also “distinguishable.” By this we mean the following: we look at two particles now and we label them. We look at the particles later. Somebody might have switched them. Can we tell which particle is which? The answer is: it depends. Whether we can distinguish identical particles or not depends on whether we were able and willing to follow their trajectories.

A slightly different version of the same question concerns an N -particle system in a certain state. Some particles are permuted. Does this give us a different state? As discussed earlier the answer to this question requires a careful specification of what we mean by a state.

Since by a *microstate* we mean a point in the N -particle phase space, then a permutation does indeed lead to a new microstate. On the other hand, our concern with permutations suggests that it is useful to introduce the notion of a *mesostate* defined as the group of those $N!$ microstates that are obtained as permutations of each other. With this definition it is clear that a permutation of the identical particles does not lead to a new mesostate.

Now we can return to discussing the connection between the thermodynamic macrostate description and the description in terms of mesostates using, as before, the Method of Maximum Entropy. Since the particles are (sufficiently) identical, all those $N!$ microstates i within the same mesostate g have the same energy, which we will denote by E_g (*i.e.*, $E_i = E_g$ for all $i \in g$). To the macrostate of energy $\bar{E} = \langle E \rangle$ we associate the canonical distribution,

$$P_g = \frac{e^{-\beta E_g}}{Z_L}, \quad (5.85)$$

where

$$Z_L = \sum_g e^{-\beta E_g} \quad \text{and} \quad \frac{\partial \log Z_L}{\partial \beta} = -\bar{E}. \quad (5.86)$$

The corresponding entropy, eq.(5.35) is (setting $k = 1$)

$$S_L = \beta \bar{E} + \log Z_L, \quad (5.87)$$

measures the amount of information required to specify the mesostate when all we know is \bar{E} .

Two different entropies S_H and S_L have been assigned to the same macrostate \bar{E} ; they measure the different amounts of additional information required to specify the state of the system to a high resolution (the microstate) or to a low resolution (the mesostate).

The relation between Z_H and Z_L is obtained from

$$Z_H = \sum_i e^{-\beta E_i} = N! \sum_g e^{-\beta E_g} = N! Z_L \quad \text{or} \quad Z_L = \frac{Z_H}{N!}. \quad (5.88)$$

The relation between S_H and S_L is obtained from the “grouping” property, eq.(4.3), with $S = S_H$ and $S_G = S_L$, and $p_{i|g} = 1/N!$. The result is

$$S_L = S_H - \log N!. \quad (5.89)$$

Incidentally, note that

$$S_H = -\sum_a p_a \log p_a = -\sum_g P_g \log P_g / N!. \quad (5.90)$$

Equations (5.88) and (5.89) both exhibit the Gibbs $N!$ “corrections.” Our analysis shows (1) that the justification of the $N!$ factor is not to be found in quantum mechanics, and (2) that the $N!$ does not correct anything. The $N!$ is not a fudge factor that fixes a wrong (possibly nonextensive) entropy S_H into a correct (possibly extensive) entropy S_L . Both entropies S_H and S_L are correct. They differ because they measure different things: one measures the information to specify the microstate, the other measures the information to specify the mesostate.

An important goal of statistical mechanics is to provide a justification, an explanation of thermodynamics. Thus, we still need to ask which of the two statistical entropies, S_H or S_L , should be identified with the thermodynamic entropy of Clausius S_T . Inspection of eqs.(5.88) and (5.89) shows that, as long as one is not concerned with experiments that involve changes in the number of particles, the same thermodynamics will follow whether we set $S_H = S_T$ or $S_L = S_T$.

But, of course, experiments involving changes in N are very important (for example, in the equilibrium between different phases, or in chemical reactions). Since in the usual thermodynamic experiments we only care that some number of particles has been exchanged, and we do not care which were the actual particles exchanged, we expect that the correct identification is $S_L = S_T$. Indeed, the quantity that regulates the equilibrium under exchanges of particles is the chemical potential defined by

$$\mu = -kT \left(\frac{\partial S_T}{\partial N} \right)_{E,V,\dots} \quad (5.91)$$

The two identifications $S_H = S_T$ or $S_L = S_T$, lead to two different chemical potentials, related by

$$\mu_L = \mu_H - NkT. \quad (5.92)$$

It is easy to verify that, under the usual circumstances where surface effects can be neglected relative to the bulk, μ_L has the correct functional dependence

on N : it is intensive and can be identified with the thermodynamic μ . On the other hand, μ_H is not an intensive quantity and cannot therefore be identified with μ .

Non-identical particles

We saw that classical identical particles can be treated, depending on the resolution of the experiment, as being distinguishable or indistinguishable. Here we go further and point out that even non-identical particles can be treated as indistinguishable. Our goal is to state explicitly in precisely what sense it is up to the observer to decide whether particles are distinguishable or not.

We defined a mesostate as a subset of $N!$ microstates that are obtained as permutations of each other. With this definition it is clear that a permutation of particles does not lead to a new mesostate even if the exchanged particles are not identical. This is an important extension because, unlike quantum particles, classical particles cannot be expected to be exactly identical down to every minute detail. In fact in many cases the particles can be grossly different – examples might be colloidal suspensions or solutions of organic macromolecules. A high resolution device, for example an electron microscope, would reveal that no two colloidal particles or two macromolecules are exactly alike. And yet, for the purpose of modelling most of our macroscopic observations it is not necessary to take account of the myriad ways in which two particles can differ.

Consider a system of N particles. We can perform rather crude macroscopic experiments the results of which can be summarized with a simple phenomenological thermodynamics where N is one of the relevant variables that define the macrostate. Our goal is to construct a statistical foundation that will explain this macroscopic model, reduce it, so to speak, to “first principles.” The particles might ultimately be non-identical, but the crude phenomenology is not sensitive to their differences and can be explained by postulating mesostates g and microstates i with energies $E_i \approx E_g$, for all $i \in g$, as if the particles were identical. As in the previous section this statistical model gives

$$Z_L = \frac{Z_H}{N!} \quad \text{with} \quad Z_H = \sum_i e^{-\beta E_i}, \quad (5.93)$$

and the connection to the thermodynamics is established by postulating

$$S_T = S_L = S_H - \log N!. \quad (5.94)$$

Next we consider what happens when more sophisticated experiments are performed. The examples traditionally offered in discussions of this sort refer to the new experiments that could be made possible by the discovery of membranes that are permeable to some of the N particles but not to the others. Other, perhaps historically more realistic examples, are afforded by the availability of new experimental data, for example, more precise measurements of a heat capacity as a function of temperature, or perhaps measurements in a range of temperatures that had previously been inaccessible.

Suppose the new phenomenology can be modelled by postulating the existence of two kinds of particles. (Experiments that are even more sophisticated might allow us to detect three or more kinds, perhaps even a continuum of different particles.) What we previously thought were N identical particles we will now think as being N_a particles of type a and N_b particles of type b . The new description is in terms of macrostates defined by N_a and N_b as the relevant variables.

To construct a statistical explanation of the new phenomenology from ‘first principles’ we need to revise our notion of mesostate. Each new mesostate will be a group of microstates which will include all those microstates obtained by permuting the a particles among themselves, and by permuting the b particles among themselves, but will not include those microstates obtained by permuting a particles with b particles. The new mesostates, which we will label \hat{g} and to which we will assign energy $\varepsilon_{\hat{g}}$, will be composed of $N_a!N_b!$ microstates \hat{i} , each with a well defined energy $E_{\hat{i}} = E_{\hat{g}}$, for all $\hat{i} \in \hat{g}$. The new statistical model gives

$$\hat{Z}_L = \frac{\hat{Z}_H}{N_a!N_b!} \quad \text{with} \quad \hat{Z}_H = \sum_{\hat{i}} e^{-\beta E_{\hat{i}}}, \quad (5.95)$$

and the connection to the new phenomenology is established by postulating

$$\hat{S}_T = \hat{S}_L = \hat{S}_H - \log N_a!N_b!. \quad (5.96)$$

In discussions of this topic it is not unusual to find comments to the effect that in the limit as particles a and b become identical one expects that the entropy of the system with two kinds of particles tends to the entropy of a system with just one kind of particle. The fact that this expectation is not met is one manifestation of the Gibbs paradox.

From the information theory point of view the paradox does not arise because there is no such thing as *the entropy of the system*, there are several entropies. It is true that as $a \rightarrow b$ we will have $\hat{Z}_H \rightarrow Z_H$, and accordingly $\hat{S}_H \rightarrow S_H$, but there is no reason to expect a similar relation between \hat{S}_L and S_L because these two entropies refer to mesostates \hat{g} and g that remain different even as a and b became identical. In this limit the mesostates \hat{g} , which are useful for descriptions that treat particles a and b as indistinguishable among themselves but distinguishable from each other, lose their usefulness.

Conclusion

The Gibbs paradox in its various forms arises from the widespread misconception that entropy is a real physical quantity and that one is justified in talking about *the entropy* of the system. The thermodynamic entropy is not a property of the system. Entropy is a property of our description of the system, it is a property of the macrostate. More explicitly, it is a function of the macroscopic variables used to define the macrostate. To different macrostates reflecting different choices of variables there correspond different entropies for the very same system.

But this is not the complete story: entropy is not just a function of the macrostate. Entropies reflect a relation between two descriptions of the same system: in addition to the macrostate, we must also specify the set of microstates, or the set of mesostates, as the case might be. Then, having specified the macrostate, an entropy can be interpreted as the amount of additional information required to specify the microstate or mesostate. We have found the ‘grouping’ property very valuable precisely because it emphasizes the dependence of entropy on the choice of micro or mesostates.

Chapter 6

Entropy III: Updating Probabilities

The general problem of inductive inference is to update from a prior probability distribution to a posterior distribution when new information becomes available. The challenge is to develop updating methods that are both systematic and objective. In Chapter 2 we saw that Bayes' rule is the natural way to update when the information is in the form of data. We also saw that Bayes' rule could not be derived just from the requirements of consistency implicit in the sum and product rules of probability theory. An additional Principle of Minimal Updating (PMU) was necessary: *Prior information is valuable and should not be discarded; beliefs should be revised only to the extent required by the data.* A few interesting questions were just barely hinted at: How do we update when the information is not in the form of data? If the information is not data, what else could it possibly be? Indeed what, after all, is information?

Then in Chapter 4 we saw that the method of maximum entropy, MaxEnt, allowed one to deal with information in the form of constraints on the allowed probability distributions. So here we have a partial answer to one of our questions: in addition to data information can take the form of constraints. However, MaxEnt is not a method for updating; it is a method for assigning probabilities on the basis of the constraint information, but it does not allow us to take into account the information contained in prior distributions.

Thus, Bayes' rule allows for the information contained in arbitrary priors and in data, but not in arbitrary constraints,¹ while on the other hand, MaxEnt can handle arbitrary constraints but not arbitrary priors. In this chapter we bring those two methods together: by generalizing the PMU we show how the MaxEnt method can be extended beyond its original scope, as a rule to assign probabilities, to a full-fledged method for inductive inference, that is, a method for updating from arbitrary priors given information in the form of

¹Bayes' rule can handle constraints when they are expressed in the form of data that can be plugged into a likelihood function. Not all constraints are of this kind.

arbitrary constraints. It should not be too surprising that the extended Maximum Entropy method, which we will henceforth abbreviate as ME, includes both MaxEnt and Bayes' rule as special cases.

Historically the ME method is a direct descendant of MaxEnt. As we saw in chapter 4 within the MaxEnt method entropy is interpreted through the Shannon axioms as a measure of the amount of uncertainty or of the amount of information that is missing in a probability distribution. We discussed some limitations of this approach. The Shannon axioms refer to probabilities of discrete variables; for continuous variables the entropy is not defined. But a more serious objection was raised: even if we grant that the Shannon axioms do lead to a reasonable expression for the entropy, to what extent do we believe the axioms themselves? Shannon's third axiom, the grouping property, is indeed sort of reasonable, but is it necessary? Is entropy the only consistent measure of uncertainty or of information? What is wrong with, say, the standard deviation? Indeed, there exist examples in which the Shannon entropy does not seem to reflect one's intuitive notion of information [Uffink 95]. Other entropies, justified by a different choice of axioms, can be introduced (prominent examples are [Renyi 61, Tsallis 88]).

From our point of view the real limitation is that neither Shannon nor Jaynes were concerned with updating probabilities. Shannon was analyzing the capacity of communication channels and characterizing the potential diversity of messages generated by information sources (section 4.6). His entropy makes no reference to prior distributions. On the other hand, as we already mentioned, Jaynes conceived MaxEnt as a method to assign probabilities on the basis of constraint information and a fixed underlying measure, not an arbitrary prior. He never meant to update from one probability distribution to another.

Considerations such as these motivated several attempts to develop ME directly as a method for updating probabilities without invoking questionable measures of uncertainty. Prominent among them are [Shore and Johnson 80, Skilling 88-90, Csiszar 91]. The important contribution by Shore and Johnson was the realization that one could axiomatize the updating method itself rather than the information measure. Their axioms are justified on the basis of a fundamental principle of consistency – if a problem can be solved in more than one way the results should agree – but the axioms themselves and other assumptions they make have raised some objections [Karbelkar 86, Uffink 95]). Despite such criticism Shore and Johnson's pioneering papers have had an enormous influence; they identified the correct goal to be achieved.

Another approach to entropy was proposed by Skilling. His axioms are clearly inspired by those of Shore and Johnson but his approach is different in several important aspects. In particular Skilling did not explore the possibility of using his induction method for the purpose for inductive *inference*, that is, for updating from prior to posterior probabilities.

The primary goal of this chapter is to apply Skilling's method of eliminative induction to Shore and Johnson's problem of updating probabilities and, in the process, to overcome the objections that can be raised against either. The presentation below follows [Caticha 03, Caticha Giffin 06, Caticha 07].

As we argued earlier when developing the theory of degrees of belief, our general approach differs from the way in which many physical theories have been developed in the past. The more traditional approach consists of first setting up the mathematical formalism and then seeking an acceptable interpretation. The drawback of this procedure is that questions can always be raised about the uniqueness of the proposed interpretation, and about the criteria that makes it acceptable or not.

In contrast, here we proceed in the opposite order: we first decide what we are talking about, what goal we want to achieve, and only then we design a suitable mathematical formalism. The advantage is that the issue of meaning and interpretation is resolved from the start. The preeminent example of this approach is Cox's algebra of probable inference (discussed in chapter 2) which clarified the meaning and use of the notion of probability: after Cox it was no longer possible to raise doubts about the legitimacy of the degree of belief interpretation. A second example is special relativity: the actual physical significance of the x and t appearing in the mathematical formalism of Lorentz and Poincaré was a matter of controversy until Einstein settled the issue by deriving the formalism, that is, the Lorentz transformations, from more basic principles. Yet a third example is the derivation of the mathematical formalism of quantum theory. [Caticha 98] In this chapter we explore a fourth example: the concept of relative entropy is introduced as a tool for reasoning which reduces to the usual entropy in the special case of uniform priors. There is no need for an interpretation in terms of heat, multiplicity of states, disorder, uncertainty, or even in terms of an amount of information. In this approach we find an explanation for why the search for the meaning of entropy has turned out to be so elusive: *Entropy needs no interpretation*. We do not need to know what 'entropy' means; we only need to know how to use it.

Since the PMU is the driving force behind both Bayesian and ME updating it is worthwhile to investigate the precise relation between the two. We show that Bayes' rule can be derived as a special case of the ME method.² The virtue of our derivation, which hinges on translating information in the form of data into a constraint that can be processed using ME, is that it is particularly clear. It throws light on Bayes' rule and demonstrates its complete compatibility with ME updating. A slight generalization of the same ideas shows that Jeffrey's updating rule (section 2.10.2) is also a special case of the ME method. Thus, within the ME framework maximum entropy and Bayesian methods are unified into a single consistent theory of inference.

There is a second function that the ME method must perform in order to fully qualify as a method of inductive inference: once we have decided that the distribution of maximum entropy is to be preferred over all others the following question arises immediately: the maximum of the entropy function is never infinitely sharp, are we really confident that distributions with entropy very close to the maximum are totally ruled out? We must find a quantitative way

²This result was first obtained by Williams (see [Williams 80, Diaconis 82]) long before the logical status of the ME method – and therefore the full extent of its implications – had been sufficiently clarified.

to assess the extent to which distributions with lower entropy are ruled out. This matter is addressed following the treatment in [Caticha 00].

6.1 What is information?

It is not unusual to hear that systems “carry” or “contain” information and that “information is physical”. This mode of expression can perhaps be traced to the origins of information theory in Shannon’s theory of communication. We say that we have received information when among the vast variety of messages that could conceivably have been generated by a distant source, we discover which particular message was actually sent. It is thus that the message “carries” information. The analogy with physics is straightforward: the set of all possible states of a physical system can be likened to the set of all possible messages, and the actual state of the system corresponds to the message that was actually sent. Thus, the system “conveys” a message: the system “carries” information about its own state. Sometimes the message might be difficult to read, but it is there nonetheless.

This language – information is physical – useful as it has turned out to be, does not exhaust the meaning of the word ‘information’. The goal of information theory, or better, communication theory, is to characterize the sources of information, to measure the capacity of the communication channels, and to learn how to control the degrading effects of noise. It is somewhat ironic but nevertheless true that this “information” theory is unconcerned with the central Bayesian issue of how the message affects the beliefs of a rational agent.

A fully Bayesian information theory demands an explicit account of the relation between information and beliefs.

The notion that the theory for reasoning with incomplete information is the theory of degrees of rational belief led us to tackle two different problems.³ The first was to understand the conditions required to achieve consistency within a web of interconnected beliefs. This problem was completely solved: degrees of belief are consistent when they obey the rules of probability theory, which led us to conclude that *rational degrees of belief are probabilities*.

The second problem is that of updating probabilities when new information becomes available. The desire and need to update our beliefs is driven by the conviction that not all probability assignments are equally good. This bears on the issue of whether probabilities are subjective, objective, or somewhere in between. We argued earlier that what makes one probability assignment better than another is that it better reflects some “objective” feature of the world, that is, it provides a better guide to the “truth” – whatever this might mean. Therefore objectivity is a desirable goal. It is their (partial) objectivity that makes probabilities useful. Indeed, what we seek are updating mechanisms that

³We mentioned earlier, and emphasize again here, that the qualifier ‘rational’ is crucial: we are interested in the reasoning of an idealized rational agent and not of real imperfect humans.

allow us to process information and incorporate its objective features into our beliefs.

Bayes' rule behaves precisely in this way. We saw in section 2.10 that as more and more data are taken into account the original (possibly subjective) prior becomes less and less relevant, and all rational agents become more and more convinced of the *same* truth. This is crucial: were it not this way Bayesian reasoning would not be deemed acceptable.

We are now ready to answer the question 'What, after all, is information?' The result of being confronted with new information should be a restriction on our options as to what we are honestly and rationally allowed to believe. This, I propose, is the defining characteristic of information. By information, in its most general form, I mean a set of constraints on the family of acceptable posterior distributions. Thus,

Information is whatever constrains rational beliefs.

We can phrase this idea somewhat differently. Since our objective is to update from a prior distribution to a posterior when new information becomes available we can state that

Information is what forces a change of beliefs.

An important aspect of this notion is that for a rational agent the updating is not optional: it is a moral imperative.

Our definition captures an idea of information that is directly related to changing our minds: information is the driving force behind the process of learning. Note also that although there is no need to talk about amounts of information, whether measured in units of bits or otherwise, our notion of information allows precise quantitative calculations. Indeed, constraints on the acceptable posteriors are precisely the kind of information the method of maximum entropy (see below) is designed to handle.

The constraints that convey, or rather, that are information can take a wide variety of forms. For example, they can represent data (see section 6.5 below), or they can be in the form of expected values (as in statistical mechanics, see chapter 5). Although one cannot directly measure expected values or probabilities one can still use them to convey information. This is what we do, for example, when we specify a prior or the likelihood function – this is not something that one can measure but by constraining our beliefs they certainly are valuable information. Constraints can also be specified through geometrical relations (see section 6.7 and also [Caticha 01, Caticha Cafaro 07]).

It may be worthwhile to point out an analogy with dynamics – the study of change. In Newtonian dynamics the state of motion of a system is described in terms of momentum – the “quantity” of motion – while the change from one state to another is explained in terms of an applied force. Similarly, in Bayesian inference a state of belief is described in terms of probabilities – a “quantity” of belief – and the change from one state to another is due to information. Just as a force is defined as that which induces a change from one state of motion to

another, so *information is that which induces a change from one state of belief to another.*

What about prejudices and superstitions? What about divine revelations? Do they constitute information? Perhaps they lie outside our chosen subject of ideally rational beliefs, but to the extent that their effects are indistinguishable from those of other sorts of information, namely, they affect beliefs, they qualify as information too. Whether the sources of such information are reliable or not is quite another matter. False information is information too and even ideally rational agents are affected by false information.

What about limitations in our computational power? They influence our inferences. Should they be considered information? No. Limited computational resources may affect the numerical approximation to the value of, say, an integral, but they do not affect the actual value of the integral. Similarly, limited computational resources may affect the approximate imperfect reasoning of real humans and real computers but they do not affect the reasoning of those ideal rational agents that are the subject of our present concerns.

6.2 Entropy as a tool for updating probabilities

Consider a variable x the value of which is uncertain. The variable can be discrete or continuous, in one or in several dimensions. For example, x could represent the possible microstates of a physical system, a point in phase space, or an appropriate set of quantum numbers. The uncertainty about x is described by a probability distribution $q(x)$. Our goal is to update from the prior distribution $q(x)$ to a posterior distribution $p(x)$ when new information – by which we mean a set of constraints – becomes available. The information can be given in terms of expected values but this is not necessary. The question is: of all those distributions within the family defined by the constraints, what distribution $p(x)$ should we select?

To select the posterior one could proceed by attempting to place all candidate distributions in increasing *order of preference*. [Skilling 88] Irrespective of what it is that makes one distribution preferable over another it is clear that any ranking according to preference must be transitive: if distribution p_1 is preferred over distribution p_2 , and p_2 is preferred over p_3 , then p_1 is preferred over p_3 . Such transitive rankings are implemented by assigning to each $p(x)$ a real number $S[p]$ in such a way that if p_1 is preferred over p_2 , then $S[p_1] > S[p_2]$. The selected distribution (one or possibly many, for there may be several equally preferred distributions) will be that which maximizes the functional $S[p]$ which we will call the entropy of p . We are thus led to a method of Maximum Entropy (ME) that is a variational method involving entropies which are real numbers. These are features imposed by design; they are dictated by the function that the ME method is supposed to perform.

Next, to define the ranking scheme, we must decide on the functional form of $S[p]$. First, *the purpose of the method is to update from priors to posteriors*. The ranking scheme must depend on the particular prior q and therefore the entropy

S must be a functional of both p and q . The entropy $S[p, q]$ describes a ranking of the distributions p relative to the given prior q . $S[p, q]$ is the entropy of p relative to q , and accordingly $S[p, q]$ is commonly called *relative entropy*. This is appropriate and sometimes we will follow this practice. However, as discussed in section 4.5, even the ‘regular’ Shannon entropy is relative, it is the entropy of p relative to an underlying uniform distribution. Since all entropies are relative to some prior, the qualifier ‘relative’ and is redundant can be dropped. This is somewhat analogous to the situation with energy: all energies are relative to some origin or to some reference frame but we do not feel compelled to constantly refer to the ‘relative energy’. It is just taken for granted.

Second, since we deal with incomplete information the method, by its very nature, cannot be deductive: *the method must be inductive*. The best we can do is generalize from those few special cases where we know what the preferred distribution should be to the much larger number of cases where we do not. In order to achieve its purpose, we must assume that $S[p, q]$ is of *universal* applicability. There is no justification for this universality beyond the usual pragmatic justification of induction: in order to avoid the paralysis of not generalizing at all we must risk making wrong generalizations. An induction method must be allowed to induce.

We will apply the **Principle of Eliminative Induction** introduced in chapter 1:

If a general theory exists it must apply to special cases.

If special examples are known then all candidate theories that fail to reproduce the known examples are discarded.

If a sufficient number of special examples are known then the general theory might be completely determined.

The best we can do is use those special cases where we know what the preferred distribution should be to eliminate those entropy functionals $S[p, q]$ that fail to provide the right update. The known special cases will be called (perhaps inappropriately) the *axioms* of the theory. They play a crucial role: they define what makes one distribution preferable over another.

The three axioms below are chosen to reflect the moral conviction that information collected in the past and codified into the prior distribution is very valuable and should not be frivolously discarded. This attitude is radically conservative: the only aspects of one’s beliefs that should be updated are those for which new evidence has been supplied. This is important and it is worthwhile to consider it from a different angle. Degrees of belief, probabilities, are said to be subjective: two different individuals might not share the same beliefs and could conceivably assign probabilities differently. But subjectivity does not mean arbitrariness. It is not a blank check allowing the rational agent to change its mind for no good reason. Valuable prior information should not be discarded until new information renders it obsolete.

Furthermore, since the axioms do not tell us what and how to update, they merely tell us what not to update, they have the added bonus of maximizing objectivity – there are many ways to change something but only one way to keep it the same. Thus, we adopt the

Principle of Minimal Updating (PMU): *Beliefs should be updated only to the extent required by the new information.*

The three axioms, the motivation behind them, and their consequences for the functional form of the entropy functional are given below. As will become immediately apparent the axioms do not refer to merely three cases; any induction from such a weak foundation would hardly be reliable. The reason the axioms are convincing and so constraining is that they refer to three infinitely large classes of known special cases. Detailed proofs are deferred to the next section.

Axiom 1: Locality. *Local information has local effects.*

Suppose the information to be processed does not refer to a particular subdomain \mathcal{D} of the space \mathcal{X} of x s. In the absence of any new information about \mathcal{D} the PMU demands we do not change our minds about \mathcal{D} . Thus, we design the inference method so that $q(x|\mathcal{D})$, the prior probability of x conditional on $x \in \mathcal{D}$, is not updated. The selected conditional posterior is $P(x|\mathcal{D}) = q(x|\mathcal{D})$. We emphasize: the point is not that we make the unwarranted assumption that keeping $q(x|\mathcal{D})$ is guaranteed to lead to correct inferences. It need not. Induction is risky. The point is, rather, that in the absence of any evidence to the contrary there is no reason to change our minds and the prior information takes priority.

The consequence of axiom 1 is that non-overlapping domains of x contribute additively to the entropy,

$$S[p, q] = \int dx F(p(x), q(x), x) , \quad (6.1)$$

where F is some unknown function – not a functional, just a regular function of three arguments.

Axiom 2: Coordinate invariance. *The system of coordinates carries no information.*

The points x can be labeled using any of a variety of coordinate systems. In certain situations we might have explicit reasons to believe that a particular choice of coordinates should be preferred over others. This information might have been given to us in a variety of ways, but unless the evidence was in fact given we should not assume it: the ranking of probability distributions should not depend on the coordinates used.

To grasp the meaning of this axiom it may be useful to recall some facts about coordinate transformations. Consider a change from old coordinates x to new coordinates x' such that $x = \Gamma(x')$. The new volume element dx' includes the corresponding Jacobian,

$$dx = \gamma(x')dx' \quad \text{where} \quad \gamma(x') = \left| \frac{\partial x}{\partial x'} \right|. \quad (6.2)$$

Let $m(x)$ be any density; the transformed density $m'(x')$ is such that $m(x)dx = m'(x')dx'$. This is true, in particular, for probability densities such as $p(x)$ and $q(x)$, therefore

$$m(x) = \frac{m'(x')}{\gamma(x')} , \quad p(x) = \frac{p'(x')}{\gamma(x')} \quad \text{and} \quad q(x) = \frac{q'(x')}{\gamma(x')} . \quad (6.3)$$

The coordinate transformation gives

$$\begin{aligned} S[p, q] &= \int dx F(p(x), q(x), x) \\ &= \int \gamma(x') dx' F\left(\frac{p'(x')}{\gamma(x')}, \frac{q'(x')}{\gamma(x')}, \Gamma(x')\right), \end{aligned} \quad (6.4)$$

which is a mere change of variables. The identity above is valid always, for all Γ and for all F ; it imposes absolutely no constraints on $S[p, q]$. The real constraint arises from realizing that we could have *started* in the x' coordinate frame, in which case we would have ranked the distributions using the entropy

$$S[p', q'] = \int dx' F(p'(x'), q'(x'), x') , \quad (6.5)$$

but this should have no effect on our conclusions. This is the nontrivial content of axiom 2. It is not that we can change variables, we can always do that; but rather that the two rankings, the one according to $S[p, q]$ and the other according to $S[p', q']$ must coincide. This requirement is satisfied if, for example, $S[p, q]$ and $S[p', q']$ turn out to be numerically equal, but this is not necessary.

The consequence of axiom 2 is that $S[p, q]$ can be written in terms of coordinate invariants such as $dx m(x)$ and $p(x)/m(x)$, and $q(x)/m(x)$:

$$S[p, q] = \int dx m(x) \Phi\left(\frac{p(x)}{m(x)}, \frac{q(x)}{m(x)}\right) . \quad (6.6)$$

Thus the unknown function F which had three arguments has been replaced by a still unknown function Φ with two arguments plus an unknown density $m(x)$.

Next we determine the density $m(x)$ by invoking the locality axiom 1 once again. A situation in which no new information is available is dealt by allowing the domain \mathcal{D} to cover the whole space \mathcal{X} . The requirement that in the absence of any new information the prior conditional probabilities $q(x|\mathcal{D}) = q(x|\mathcal{X}) = pq(x)$ should not be updated, can be expressed as

Axiom 1 (special case): *When there is no new information there is no reason to change one's mind.*

When there are no constraints the selected posterior distribution should coincide with the prior distribution, that is, $P(x) = q(x)$. The consequence of this second use of locality is that the arbitrariness in the density $m(x)$ is removed: up to normalization $m(x)$ must be the prior distribution $q(x)$, and therefore at this point we have succeeded in restricting the entropy to functionals of the form

$$S[p, q] = \int dx q(x) \Phi\left(\frac{p(x)}{q(x)}\right) \quad (6.7)$$

Axiom 3: Consistency for independent subsystems. *When a system is composed of subsystems that are **known** to be independent it should not matter whether the inference procedure treats them separately or jointly.*

This axiom is perhaps subtler than it appears at first sight. Two points must be made clear. The first point concerns how the information about independence is to be handled as a constraint. Consider a system composed of two (or more) subsystems which we know are independent. This means that both the prior and the posterior are products. If the subsystem priors are $q_1(x_1)$ and $q_2(x_2)$, then the prior for the whole system is the product

$$q(x_1, x_2) = q_1(x_1)q_2(x_2) , \quad (6.8)$$

while the joint posterior is constrained within the family

$$p(x_1, x_2) = p_1(x_1)p_2(x_2) . \quad (6.9)$$

Further suppose that new information is acquired, say constraints \mathcal{C}_1 such that $q_1(x_1)$ is updated to $P_1(x_1)$, and constraints \mathcal{C}_2 such that $q_2(x_2)$ is updated to $P_2(x_2)$. Axiom 3 is implemented as follows: First we treat the two subsystems separately. For subsystem 1 we maximize

$$S[p_1, q_1] = \int dx_1 q_1(x_1) \Phi \left(\frac{p_1(x_1)}{q_1(x_1)} \right) , \quad (6.10)$$

subject to constraints \mathcal{C}_1 on the marginal distribution $p_1(x_1) = \int dx_2 p(x_1, x_2)$ to select the posterior $P_1(x_1)$. The constraints \mathcal{C}_1 could, for example, include normalization, or they could involve the known expected value of a function $f_1(x_1)$,

$$\int dx_1 f_1(x_1) p_1(x_1) = \int dx_1 dx_2 f_1(x_1) p(x_1, x_2) = F_1 . \quad (6.11)$$

Similarly, for subsystem 2 we maximize the corresponding $S[p_2, q_2]$ subject to constraints \mathcal{C}_2 on $p_2(x_2) = \int dx_1 p(x_1, x_2)$ to select the posterior $P_2(x_2)$.

Next the subsystems are treated jointly. Since we are concerned with those special examples where we have the information that the subsystems are independent, we are *required* to search for the posterior within the restricted family of joint distributions that take the form of the product (6.9); this is an *additional* constraint over and above the original \mathcal{C}_1 and \mathcal{C}_2 . The new constraint $p = p_1 p_2$ is easily implemented by direct substitution. Instead of maximizing the joint entropy, $S[p, q_1 q_2]$, we now maximize

$$S[p_1 p_2, q_1 q_2] = \int dx_1 dx_2 q_1(x_1) q_2(x_2) \Phi \left(\frac{p_1(x_1) p_2(x_2)}{q_1(x_1) q_2(x_2)} \right) , \quad (6.12)$$

under independent variations δp_1 and δp_2 subject to the same constraints \mathcal{C}_1 and \mathcal{C}_2 . The function Φ is then determined – or at least constrained – by demanding that the selected posterior be $P_1(x_1) P_2(x_2)$.

The second point is that the axiom applies to *all instances* of systems that happen to be independent – this is why it is so powerful. The axiom applies to

situations where we deal with just two systems – as in the previous paragraph – and it also applies when we deal with many, whether just a few or a very large number. The axiom applies when the independent subsystems are identical, and also when they are not.

The final conclusion is that probability distributions $p(x)$ should be ranked relative to the prior $q(x)$ according to the relative entropy,

$$S[p, q] = - \int dx p(x) \log \frac{p(x)}{q(x)}. \quad (6.13)$$

The lengthy proof leading to (6.13) is given in the next section. It involves three steps. First we show (subsection 6.3.4) that applying Axiom 3 to subsystems that happen to be identical restricts the entropy functional to a member of the one-parameter family of entropies $S_\eta[p, q]$ parametrized by an “inference parameter” η ,

$$S_\eta[p, q] = \frac{1}{\eta(\eta + 1)} \left(1 - \int dx p^{\eta+1} q^{-\eta} \right). \quad (6.14)$$

It is easy to see that there are no singularities for $\eta = 0$ or -1 . The limits $\eta \rightarrow 0$ and $\eta \rightarrow -1$ are well behaved. In particular, to take $\eta \rightarrow 0$ use

$$y^\eta = \exp(\eta \log y) \approx 1 + \eta \log y, \quad (6.15)$$

which leads to the usual logarithmic entropy, $S_0[p, q] = S[p, q]$ given in eq.(6.13). Similarly, for $\eta \rightarrow -1$ we get $S_{-1}[p, q] = S[q, p]$.

In the second step (subsection 6.3.5) axiom 3 is applied to two independent systems that are not identical and could in principle be described by different parameters η_1 and η_2 . The consistency demanded by axiom 3 implies that the two parameters must be equal, $\eta_1 = \eta_2$, and since this must hold for all pairs of independent systems we conclude that η must be a universal constant. In the final step the value of this constant – which turns out to be $\eta = 0$ – is determined (subsection 6.3.5) by demanding that axiom 3 apply to N identical subsystems where N is very large.

We can now summarize our overall conclusion:

The ME method: *We want to update from a prior distribution $q(x)$ to a posterior distribution $p(x)$ when information in the form of a constraint that specifies the allowed posteriors becomes available. The posterior selected by induction from special cases that implement locality, coordinate invariance and consistency for independent subsystems, is that which maximizes the relative entropy $S[p, q]$ subject to the available constraints. No interpretation for $S[p, q]$ is given and none is needed.*

This extends the method of maximum entropy beyond its original purpose as a rule to assign probabilities from a given underlying measure (MaxEnt) to a method for updating probabilities from any arbitrary prior (ME). Furthermore, the logic behind the updating procedure does not rely on any particular meaning

assigned to the entropy, either in terms of information, or heat, or disorder. Entropy is merely a tool for inductive inference; we do not need to know what it means; we only need to know how to use it.

The derivation above has singled out *a unique* $S[p, q]$ to be used in inductive inference. Other ‘entropies’ could turn out to be useful for other purposes – perhaps as measures of information, or of ecological diversity, or something else – but they are not an induction from the special cases set down in the axioms.

6.3 The proofs

In this section we establish the consequences of the three axioms leading to the final result eq.(6.13). The details of the proofs are important not just because they lead to our final conclusions, but also because the translation of the verbal statement of the axioms into precise mathematical form is a crucial part of unambiguously specifying what the axioms actually say.

6.3.1 Axiom 1: Locality

Here we prove that axiom 1 leads to the expression eq.(6.1) for $S[p, q]$. The requirement that probabilities be normalized is handled by imposing normalization as one among so many other constraints that one might wish to impose. To simplify the proof we consider the case of a discrete variable, p_i with $i = 1 \dots n$, so that $S[p, q] = S(p_1 \dots p_n, q_1 \dots q_n)$. The generalization to a continuum is straightforward.

Suppose the space of states \mathcal{X} is partitioned into two non-overlapping domains \mathcal{D} and \mathcal{D}' with $\mathcal{D} \cup \mathcal{D}' = \mathcal{X}$, and that the information to be processed is in the form of a constraint that refers to the domain \mathcal{D}' ,

$$\sum_{j \in \mathcal{D}'} a_j p_j = A . \quad (6.16)$$

Axiom 1 states that the constraint on \mathcal{D}' does not have an influence on the *conditional* probabilities $p_{i|\mathcal{D}}$. It may however influence the probabilities p_i within \mathcal{D} through an overall multiplicative factor. To deal with this complication consider then a special case where the overall probabilities of \mathcal{D} and \mathcal{D}' are constrained too,

$$\sum_{i \in \mathcal{D}} p_i = P_{\mathcal{D}} \quad \text{and} \quad \sum_{j \in \mathcal{D}'} p_j = P_{\mathcal{D}'} , \quad (6.17)$$

with $P_{\mathcal{D}} + P_{\mathcal{D}'} = 1$. Under these special circumstances constraints on \mathcal{D}' will not influence p_i s within \mathcal{D} , and vice versa.

To obtain the posterior maximize $S[p, q]$ subject to these three constraints,

$$0 = \left[\delta S - \lambda \left(\sum_{i \in \mathcal{D}} p_i - P_{\mathcal{D}} \right) + \right. \\ \left. - \lambda' \left(\sum_{j \in \mathcal{D}'} p_j - P_{\mathcal{D}'} \right) + \mu \left(\sum_{j \in \mathcal{D}'} a_j p_j - A \right) \right] ,$$

leading to

$$\frac{\partial S}{\partial p_i} = \lambda \quad \text{for } i \in \mathcal{D}, \quad (6.18)$$

$$\frac{\partial S}{\partial p_j} = \lambda' + \mu a_j \quad \text{for } j \in \mathcal{D}'. \quad (6.19)$$

Eqs.(6.16-6.19) are $n + 3$ equations we must solve for the p_i s and the three Lagrange multipliers. Since $S = S(p_1 \dots p_n, q_1 \dots q_n)$ its derivative

$$\frac{\partial S}{\partial p_i} = f_i(p_1 \dots p_n, q_1 \dots q_n) \quad (6.20)$$

could in principle also depend on all $2n$ variables. But this violates the locality axiom because any arbitrary change in a_j within \mathcal{D}' would influence the p_i s within \mathcal{D} . The only way that probabilities within \mathcal{D} can be shielded from arbitrary changes in the constraints pertaining to \mathcal{D}' is that the functions f_i with $i \in \mathcal{D}$ depend only on p_i s while the functions f_j depend only on p_j s. Furthermore, this must hold not just for one particular partition of \mathcal{X} into domains \mathcal{D} and \mathcal{D}' , it must hold for all conceivable partitions. Therefore f_i can depend only on p_i and, at this point, on any of the q s,

$$\frac{\partial S}{\partial p_i} = f_i(p_i, q_1 \dots q_n). \quad (6.21)$$

But the power of the locality axiom is not exhausted yet. The information to be incorporated into the posterior can enter not just through constraints but also through the prior. Suppose that the local information about domain \mathcal{D}' is altered by changing the prior within \mathcal{D}' . Let $q_j \rightarrow q_j + \delta q_j$ for $j \in \mathcal{D}'$. Then (6.21) becomes

$$\frac{\partial S}{\partial p_i} = f_i(p_i, q_1 \dots q_j + \delta q_j \dots q_n) \quad (6.22)$$

which shows that p_i with $i \in \mathcal{D}$ will be influenced by information about \mathcal{D}' unless f_i with $i \in \mathcal{D}$ is independent of all the q_j s for $j \in \mathcal{D}'$. Again, this must hold for all partitions into \mathcal{D} and \mathcal{D}' , and therefore,

$$\frac{\partial S}{\partial p_i} = f_i(p_i, q_i) \quad \text{for all } i \in \mathcal{X}. \quad (6.23)$$

Integrating, one obtains

$$S[p, q] = \sum_i F_i(p_i, q_i) + \text{constant}. \quad (6.24)$$

for some undetermined functions F_i . The corresponding expression for a continuous variable x is obtained replacing i by x , and the sum over i by an integral over x leading to eq.(6.1).

6.3.2 Axiom 2: Coordinate invariance

Next we prove eq.(6.6) It is convenient to introduce a function $m(x)$ which transforms as a density and rewrite the expression (6.1) for the entropy in the form

$$S[p, q] = \int dx m(x) \frac{1}{m(x)} F \left(\frac{p(x)}{m(x)} m(x), \frac{q(x)}{m(x)} m(x), x \right) \quad (6.25)$$

$$= \int dx m(x) \Phi \left(\frac{p(x)}{m(x)}, \frac{q(x)}{m(x)}, m(x), x \right), \quad (6.26)$$

where the function Φ is defined by

$$\Phi(\alpha, \beta, m, x) \stackrel{\text{def}}{=} \frac{1}{m} F(\alpha m, \beta m, m, x). \quad (6.27)$$

Next, we consider a special situation where the new information are constraints which do not favor one coordinate system over another. For example consider the constraint

$$\int dx p(x) a(x) = A \quad (6.28)$$

where $a(x)$ is a scalar, *i.e.*, invariant under coordinate changes,

$$a(x) \rightarrow a'(x') = a(x). \quad (6.29)$$

The usual normalization condition $\int dx p(x) = 1$ is a simple example of a scalar constraint.

Maximizing $S[p, q]$ subject to the constraint,

$$\delta \left[S[p, q] + \lambda \left(\int dx p(x) a(x) - A \right) \right] = 0, \quad (6.30)$$

gives

$$\dot{\Phi} \left(\frac{p(x)}{m(x)}, \frac{q(x)}{m(x)}, m(x), x \right) = \lambda a(x), \quad (6.31)$$

where the dot represents the derivative with respect to the first argument,

$$\dot{\Phi}(\alpha, \beta, m, x) \stackrel{\text{def}}{=} \frac{\partial \Phi(\alpha, \beta, m, x)}{\partial \alpha} \quad (6.32)$$

But we could have started using the primed coordinates,

$$\dot{\Phi} \left(\frac{p'(x')}{m'(x')}, \frac{q'(x')}{m'(x')}, m'(x'), x' \right) = \lambda' a'(x'), \quad (6.33)$$

or, using (6.3) and (6.29),

$$\dot{\Phi} \left(\frac{p(x)}{m(x)}, \frac{q'(x')}{m'(x')}, m(x) \gamma(x'), x' \right) = \lambda' a(x). \quad (6.34)$$

Dividing (6.34) by (6.31) we get

$$\frac{\dot{\Phi}(\alpha, \beta, m\gamma, x')}{\dot{\Phi}(\alpha, \beta, m, x)} = \frac{\lambda'}{\lambda}. \quad (6.35)$$

This identity should hold for any transformation $x = \Gamma(x')$. On the right hand side the multipliers λ and λ' are just constants; the ratio λ'/λ might depend on the transformation Γ but it does not depend on x . Consider the special case of a transformation Γ that has unit determinant everywhere, $\gamma = 1$, and differs from the identity transformation only within some arbitrary region \mathcal{D} . Since for x outside this region \mathcal{D} we have $x = x'$, the left hand side of eq.(6.35) equals 1. Thus, for this particular Γ the ratio is $\lambda'/\lambda = 1$; but $\lambda'/\lambda = \text{constant}$, so $\lambda'/\lambda = 1$ holds within \mathcal{D} as well. Therefore, for x within \mathcal{D} ,

$$\dot{\Phi}(\alpha, \beta, m, x') = \dot{\Phi}(\alpha, \beta, m, x). \quad (6.36)$$

Since the choice of \mathcal{D} is arbitrary we conclude is that the function $\dot{\Phi}$ cannot depend on its third argument, $\dot{\Phi} = \dot{\Phi}(\alpha, \beta, m)$.

Having eliminated the third argument, let us go back to eq.(6.35),

$$\frac{\dot{\Phi}(\alpha, \beta, m\gamma)}{\dot{\Phi}(\alpha, \beta, m)} = \frac{\lambda'}{\lambda}, \quad (6.37)$$

and consider a different transformation Γ , one with unit determinant $\gamma = 1$ only outside the region \mathcal{D} . Therefore the constant ratio λ'/λ is again equal to 1, so that

$$\dot{\Phi}(\alpha, \beta, m\gamma) = \dot{\Phi}(\alpha, \beta, m). \quad (6.38)$$

But within \mathcal{D} the transformation Γ is quite arbitrary, it could have any arbitrary Jacobian $\gamma \neq 1$. Therefore the function $\dot{\Phi}$ cannot depend on its second argument either, and therefore $\dot{\Phi} = \dot{\Phi}(\alpha, \beta)$. Integrating with respect to α gives $\Phi = \Phi(\alpha, \beta) + \text{constant}$. The additive constant, which could depend on β , has no effect on the maximization and can be dropped. This completes the proof of eq.(6.6).

6.3.3 Axiom 1 again

The locality axiom implies that when there are no constraints the selected posterior distribution should coincide with the prior distribution. This provides us with an interpretation of the density $m(x)$ that had been artificially introduced. The argument is simple: maximize $S[p, q]$ in (6.6) subject to the single requirement of normalization,

$$\delta \left[S[p, q] + \lambda \left(\int dx p(x) - 1 \right) \right] = 0, \quad (6.39)$$

to get

$$\dot{\Phi} \left(\frac{p(x)}{m(x)}, \frac{q(x)}{m(x)} \right) = \lambda. \quad (6.40)$$

Since λ is a constant, the left hand side must be independent of x for arbitrary choices of the prior $q(x)$. This could, for example, be accomplished if the function $\dot{\Phi}(\alpha, \beta)$ were itself a constant, independent of its arguments α and β . But this gives

$$\dot{\Phi}(\alpha, \beta) = c_1\alpha + c_2 \quad (6.41)$$

where c_1 and c_2 are constants and leads to the unacceptable form $S[p, q] \propto \int dx p(x) + \text{constant}$.

If the dependence on x cannot be eliminated by an appropriate choice of $\dot{\Phi}$, we must secure it by a choice of $m(x)$. Eq.(6.40) is an equation for $p(x)$. In the absence of new information the selected posterior distribution must coincide with the prior, $P(x) = q(x)$. The obvious way to secure that (6.40) be independent of x is to choose $m(x) \propto q(x)$. Therefore $m(x)$ must, except for an overall normalization, be chosen to coincide with the prior distribution.

6.3.4 Axiom 3: Consistency for identical independent subsystems

In this subsection we show that applying axiom 3 to subsystems that happen to be identical restricts the entropy functional to a member of the one-parameter family of η -entropies $S_\eta[p, q]$ parametrized by η . For $\eta = 0$ one obtains the standard logarithmic entropy, eq.(6.13),

$$S_0[p, q] = - \int dx p(x) \log \frac{p(x)}{q(x)}. \quad (6.42)$$

For $\eta = -1$ one obtains

$$S_{-1}[p, q] = \int dx q(x) \log \frac{p(x)}{q(x)}, \quad (6.43)$$

which coincides with $S_0[q, p]$ with the arguments switched. Finally, for a generic value of $\eta \neq -1, 0$ the result is

$$S_\eta[p, q] = - \int dx p(x) \left(\frac{p(x)}{q(x)} \right)^\eta. \quad (6.44)$$

It is worthwhile to recall that the objective of this whole exercise is to rank probability distributions according to preference and therefore different entropies that induce the same ranking scheme are effectively equivalent. This is very convenient as it allows considerable simplifications by an appropriate choice of additive and multiplicative constants. Taking advantage of this freedom we can, for example, combine the three expressions (6.42), (6.43), and (6.44) into the single expression

$$S_\eta[p, q] = \frac{1}{\eta(\eta + 1)} \left(1 - \int dx p^{\eta+1} q^{-\eta} \right), \quad (6.45)$$

that we met earlier in eq.(6.14).

The proof below is fairly lengthy and may be skipped on a first reading. It follows the treatment in [Caticha Giffin 06] and is based upon and extends a previous proof by Karbelkar who showed that belonging to the family of η -entropies is a sufficient condition to satisfy the consistency axiom for *identical* systems. He conjectured but did not prove that this was perhaps also a necessary condition. [Karbelkar 86] Although necessity was not essential to his argument it is crucial for ours. We show below that for identical subsystems there are no acceptable entropies outside the S_η family.

First we treat the subsystems separately. For subsystem 1 we maximize the entropy $S[p_1, q_1]$ subject to normalization and the constraint \mathcal{C}_1 in eq.(6.11). Introduce Lagrange multipliers α_1 and λ_1 ,

$$\delta \left[S[p_1, q_1] - \lambda_1 \left(\int dx_1 f_1 P_1 - F_1 \right) - \alpha_1 \left(\int dx_1 P_1 - 1 \right) \right] = 0, \quad (6.46)$$

which gives

$$\Phi' \left(\frac{p_1(x_1)}{q_1(x_1)} \right) = \lambda_1 f_1(x_1) + \alpha_1, \quad (6.47)$$

where the prime indicates a derivative with respect to the argument, $\Phi'(y) = d\Phi(y)/dy$. For subsystem 2 we need only consider the extreme situation where the constraints \mathcal{C}_2 determine the posterior completely: $p_2(x_2) = P_2(x_2)$.

Next we treat the subsystems jointly. The constraints \mathcal{C}_2 are easily implemented by direct substitution and thus, we maximize the entropy $S[p_1 P_2, q_1 q_2]$ by varying over p_1 subject to normalization and the constraint \mathcal{C}_1 in eq.(6.11). Introduce Lagrange multipliers α and λ ,

$$\delta \left[S[p_1 P_2, q_1 q_2] - \lambda \left(\int dx_1 f_1 p_1 - F_1 \right) - \alpha \left(\int dx_1 p_1 - 1 \right) \right] = 0, \quad (6.48)$$

which gives

$$\int dx_2 p_2 \Phi' \left(\frac{p_1 P_2}{q_1 q_2} \right) = \lambda [P_2, q_2] f_1(x_1) + \alpha [P_2, q_2], \quad (6.49)$$

where the multipliers λ and α are independent of x_1 but could in principle be functionals of P_2 and q_2 .

The consistency condition that constrains the form of Φ is that if the solution to eq.(6.47) is $P_1(x_1)$ then the solution to eq.(6.49) must also be $P_1(x_1)$, and this must be true irrespective of the choice of $P_2(x_2)$. Let us then consider a small change $P_2 \rightarrow P_2 + \delta P_2$ that preserves the normalization of P_2 . First introduce a Lagrange multiplier α_2 and rewrite eq.(6.49) as

$$\int dx_2 p_2 \Phi' \left(\frac{P_1 P_2}{q_1 q_2} \right) - \alpha_2 \left[\int dx_2 P_2 p_2 - 1 \right] = \lambda [P_2, q_2] f_1(x_1) + \alpha [P_2, q_2], \quad (6.50)$$

where we have replaced p_1 by the known solution P_1 and thereby effectively transformed eqs.(6.47) and (6.49) into an equation for Φ . The δP_2 variation

gives,

$$\Phi' \left(\frac{P_1 P_2}{q_1 q_2} \right) + \frac{P_1 P_2}{q_1 q_2} \Phi'' \left(\frac{P_1 P_2}{q_1 q_2} \right) = \frac{\delta \lambda}{\delta P_2} f_1(x_1) + \frac{\delta \alpha}{\delta P_2} + \alpha_2 . \quad (6.51)$$

Next use eq.(6.47) to eliminate $f_1(x_1)$,

$$\Phi' \left(\frac{P_1 P_2}{q_1 q_2} \right) + \frac{P_1 P_2}{q_1 q_2} \Phi'' \left(\frac{P_1 P_2}{q_1 q_2} \right) = A[P_2, q_2] \Phi' \left(\frac{P_1}{q_1} \right) + B[P_2, q_2] , \quad (6.52)$$

where

$$A[P_2, q_2] = \frac{1}{\lambda_1} \frac{\delta \lambda}{\delta P_2} \quad \text{and} \quad B[P_2, q_2] = -\frac{\delta \lambda}{\delta P_2} \frac{\alpha_1}{\lambda_1} + \frac{\delta \alpha}{\delta P_2} + \alpha_2 , \quad (6.53)$$

are at this point unknown functionals of P_2 and q_2 . Differentiating eq.(6.52) with respect to x_1 the B term drops out and we get

$$A[P_2, q_2] = \left[\frac{d}{dx_1} \Phi' \left(\frac{P_1}{q_1} \right) \right]^{-1} \frac{d}{dx_1} \left[\Phi' \left(\frac{P_1 P_2}{q_1 q_2} \right) + \frac{P_1 P_2}{q_1 q_2} \Phi'' \left(\frac{P_1 P_2}{q_1 q_2} \right) \right] , \quad (6.54)$$

which shows that A is not a functional of P_2 and q_2 but a mere function of P_2/q_2 . Substituting back into eq.(6.52) we see that the same is true for B . Therefore eq.(6.52) can be written as

$$\Phi' (y_1 y_2) + y_1 y_2 \Phi'' (y_1 y_2) = A(y_2) \Phi' (y_1) + B(y_2) , \quad (6.55)$$

where $y_1 = P_1/q_1$, $y_2 = P_2/q_2$, and $A(y_2)$, $B(y_2)$ are unknown functions of y_2 .

Now we specialize to identical subsystems. Then we can exchange the labels $1 \leftrightarrow 2$, and we get

$$A(y_2) \Phi' (y_1) + B(y_2) = A(y_1) \Phi' (y_2) + B(y_1) . \quad (6.56)$$

To find the unknown functions A and B differentiate with respect to y_2 ,

$$A'(y_2) \Phi' (y_1) + B'(y_2) = A(y_1) \Phi'' (y_2) \quad (6.57)$$

and then with respect to y_1 to get

$$\frac{A'(y_1)}{\Phi'' (y_1)} = \frac{A'(y_2)}{\Phi'' (y_2)} = a = \text{const} . \quad (6.58)$$

Integrate to get

$$A(y_1) = a \Phi' (y_1) + b , \quad (6.59)$$

then substitute back into eq.(6.57) and integrate again to get

$$B'(y_2) = b \Phi'' (y_2) \quad \text{and} \quad B(y_2) = b \Phi' (y_2) + c , \quad (6.60)$$

where b and c are constants. We can check that $A(y)$ and $B(y)$ are indeed solutions of eq.(6.56). Substituting into eq.(6.55) gives

$$\Phi' (y_1 y_2) + y_1 y_2 \Phi'' (y_1 y_2) = a \Phi' (y_1) \Phi' (y_2) + b [\Phi' (y_1) + \Phi' (y_2)] + c . \quad (6.61)$$

This is a peculiar differential equation. We can think of it as one differential equation for $\Phi'(y_1)$ for each given constant value of y_2 but there is a complication in that the various (constant) coefficients $\Phi'(y_2)$ are themselves unknown. To solve for Φ choose a fixed value of y_2 , say $y_2 = 1$,

$$y\Phi''(y) - \eta\Phi'(y) - \kappa = 0, \quad (6.62)$$

where $\eta = a\Phi'(1) + b - 1$ and $\kappa = b\Phi'(1) + c$. To eliminate the constant κ differentiate with respect to y ,

$$y\Phi''' + (1 - \eta)\Phi'' = 0, \quad (6.63)$$

which is a linear homogeneous equation and is easy to integrate.

For generic values of $\eta \neq -1, 0$ the solution is

$$\Phi''(y) \propto y^{\eta-1} \Rightarrow \Phi'(y) = \alpha y^\eta + \beta. \quad (6.64)$$

The constants α and β are chosen so that this is a solution of eq.(6.61) for all values of y_2 (and not just for $y_2 = 1$). Substituting into eq.(6.61) and equating the coefficients of various powers of $y_1 y_2$, y_1 , and y_2 gives three conditions on the two constants α and β ,

$$\alpha(1 + \eta) = a\alpha^2, \quad 0 = a\alpha\beta + b\alpha, \quad \beta = a\beta^2 + 2b\beta + c. \quad (6.65)$$

The nontrivial ($\alpha \neq 0$) solutions are $\alpha = (1 + \eta)/a$ and $\beta = -b/a$, while the third equation gives $c = b(1 - b)/4a$. We conclude that for generic values of η the solution of eq.(6.61) is

$$\Phi(y) = \frac{1}{a}y^{\eta+1} - \frac{b}{a}y + C, \quad (6.66)$$

where C is a new constant. Substituting into eq.(6.7) yields

$$S_\eta[p, q] = \frac{1}{a} \int dx p(x) \left(\frac{p(x)}{q(x)} \right)^\eta - \frac{b}{a} \int dx p(x) + C \int dx q(x). \quad (6.67)$$

This complicated expression can be simplified considerably by exploiting the freedom to choose additive and multiplicative constants. We can drop the last two terms and choose $a = -1$ so that the preferred distribution is that which maximizes entropy. This reproduces eq.(6.44).

For $\eta = 0$ we return to eq.(6.63) and integrate twice to get

$$\Phi(y) = a'y \log y + b'y + c', \quad (6.68)$$

for some new constants a' , b' , and c' . Substituting into eq.(6.7) yields

$$S_0[p, q] = a' \int dx p(x) \log \frac{p(x)}{q(x)} + b' \int dx p(x) + c' \int dx q(x). \quad (6.69)$$

Again, choosing $a' = -1$ and dropping the last two terms does not affect the ranking scheme. This yields the standard expression for relative entropy, eq.(6.42).

Finally, for $\eta = -1$ integrating eq.(6.63) twice gives

$$\Phi(y) = a'' \log y + b'' y + c'' , \quad (6.70)$$

for some new constants a'' , b'' , and c'' . Substituting into eq.(6.7) yields

$$S_0[p, q] = a'' \int dx q(x) \log \frac{p(x)}{q(x)} + b'' \int dx p(x) + c'' \int dx q(x) . \quad (6.71)$$

Again, choosing $a'' = 1$ and dropping the last two terms yields eq.(6.43). This completes our derivation.

6.3.5 Axiom 3: Consistency for non-identical subsystems

Let us summarize our results so far. The goal is to update probabilities by ranking the distributions according to an entropy S that is of general applicability. The allowed functional forms of the entropy S have been constrained down to a member of the one-dimensional family S_η . One might be tempted to conclude that there is no S of universal applicability; that inferences about different systems could to be carried out with different η -entropies. But we have not yet exhausted the full power of the consistency axiom 3. Consistency is universally desirable; there is no reason why it should be limited to identical systems.

To proceed further we ask: What is η ? Is it a property of the individual carrying out the inference or of the system under investigation? The former is unacceptable; we insist that the updating must be objective in that different individuals with the same prior and with the same constraints must make the same inference. Therefore the “inference parameter” η can only be a property of the system.

Consider two different systems characterized by η_1 and η_2 . Let us further suppose that these systems are known to be independent (perhaps system #1 lives here on Earth while system #2 lives in a distant galaxy) so that they fall under the jurisdiction of axiom 3. Separate inferences about systems #1 and #2 are carried out with $S_{\eta_1}[p_1, q_1]$ and $S_{\eta_2}[p_2, q_2]$ respectively. For the combined system we are also required to use an η -entropy, say $S_\eta[p_1 p_2, q_1 q_2]$. The question is what η s do we choose that will lead to consistent inferences whether we treat the systems separately or jointly. The results of the previous subsection indicate that a joint inference with $S_\eta[p_1 p_2, q_1 q_2]$ is equivalent to separate inferences with $S_{\eta_1}[p_1, q_1]$ and $S_{\eta_2}[p_2, q_2]$. Therefore we must choose $\eta = \eta_1$ and also $\eta = \eta_2$ which is possible only if we had $\eta_1 = \eta_2$ from the start.

But this is not all: consider a third system #3 that also lives here on Earth. We do not know whether system #3 is independent from system #1 or not but we can confidently assert that it will certainly be independent of the system #2 living in the distant galaxy. The argument of the previous paragraph leads us to conclude that $\eta_3 = \eta_2$, and therefore that $\eta_3 = \eta_1$ even when systems

#1 and #3 are not known to be independent! We conclude that *all systems must be characterized by the same parameter η* whether they are independent or not because we can always find a common reference system that is sufficiently distant to be independent of any two of them. The inference parameter η is a universal constant, the value of which is at this point still unknown.

The power of a consistency argument resides in its universal applicability: if an entropy $S[p, q]$ exists then it must be one chosen from among the $S_\eta[p, q]$. The remaining problem is to determine this universal constant η . Here we give one argument; in the next subsection we give another one.

One possibility is to regard η as a quantity to be determined experimentally. Are there systems for which inferences based on a known value of η have repeatedly led to success? The answer is yes; they are quite common.

As we discussed in Chapter 5 statistical mechanics and thus thermodynamics are theories of inference based on the value $\eta = 0$. The relevant entropy, which is the Boltzmann-Gibbs-Shannon entropy, can be interpreted as the special case of the ME when one updates from a uniform prior. It is an experimental fact *without any known exceptions* that inferences about *all* physical, chemical and biological systems that are in thermal equilibrium or close to it can be carried out by assuming that $\eta = 0$. Let us emphasize that this is not an obscure and rare example of purely academic interest; these systems comprise essentially all of natural science. (Included is every instance where it is useful to introduce a notion of temperature.)

In conclusion: consistency for non-identical systems requires that η be a universal constant and there is abundant experimental evidence for its value being $\eta = 0$. Other η -entropies may turn out to be useful for other purposes but *the logarithmic entropy $S[p, q]$ in eq.(6.13) provides the only consistent ranking criterion for updating probabilities that can claim general applicability.*

6.3.6 Axiom 3: Consistency with the law of large numbers

Here we offer a second argument, also based on a broader application of axiom 3, that the value of the universal constant η must be $\eta = 0$. We require consistency for large numbers of independent identical subsystems. In such cases the weak law of large numbers is sufficient to make the desired inferences.

Let the state for each individual system be described by a discrete variable $i = 1 \dots m$.

First we treat the individual systems separately. The identical priors for the individual systems are q_i and the available information is that the potential posteriors p_i are subject, for example, to an expectation value constraint such as $\langle a \rangle = A$, where A is some specified value and $\langle a \rangle = \sum a_i p_i$. The preferred posterior P_i is found maximizing the η -entropy $S_\eta[p, q]$ subject to $\langle a \rangle = A$.

To treat the systems jointly we let the number of systems found in state i be n_i , and let $f_i = n_i/N$ be the corresponding frequency. The two descriptions are related by the law of large numbers: for large N the frequencies f_i converge (in probability) to the desired posterior P_i while the sample average $\bar{a} = \sum a_i f_i$ converges (also in probability) to the expected value $\langle a \rangle = A$.

Now we consider the set of N systems treated jointly. The probability of a particular frequency distribution $f = (f_1 \dots f_n)$ generated by the prior q is given by the multinomial distribution,

$$Q_N(f|q) = \frac{N!}{n_1! \dots n_m!} q_1^{n_1} \dots q_m^{n_m} \quad \text{with} \quad \sum_{i=1}^m n_i = N. \quad (6.72)$$

When the n_i are sufficiently large we can use Stirling's approximation,

$$\log n! = n \log n - n + \log \sqrt{2\pi n} + O(1/n). \quad (6.73)$$

Then

$$\begin{aligned} \log Q_N(f|q) &\approx N \log N - N + \log \sqrt{2\pi N} \\ &\quad - \sum_i (n_i \log n_i - n_i + \log \sqrt{2\pi n_i} - n_i \log q_i) \\ &= -N \sum_i \frac{n_i}{N} \log \frac{n_i}{N q_i} - \sum_i \log \sqrt{\frac{n_i}{N}} - (N-1) \log \sqrt{2\pi N} \\ &= NS[f, q] - \sum_i \log \sqrt{f_i} - (N-1) \log \sqrt{2\pi N}, \end{aligned} \quad (6.74)$$

where $S[f, q]$ is the $\eta = 0$ entropy given by eq.(6.13). Therefore for large N can be written as

$$Q_N(f|q) \approx C_N \left(\prod_i f_i \right)^{-1/2} \exp(NS[f, q]) \quad (6.75)$$

where C_N is a normalization constant. The Gibbs inequality $S[f, q] \leq 0$, eq.(4.21), shows that for large N the probability $Q_N(f|q)$ shows an exceedingly sharp peak. The most likely frequency distribution is numerically equal to the probability distribution q_i . This is the weak law of large numbers. Equivalently, we can rewrite it as

$$\frac{1}{N} \log Q_N(f|q) \approx S[f, q] + r_N, \quad (6.76)$$

where r_N is a correction that vanishes as $N \rightarrow \infty$. This means that finding the most probable frequency distribution is equivalent to maximizing the entropy $S[f, q]$.

The most probable frequency distribution that satisfies the constraint $\bar{a} = A$ is the distribution that maximizes $Q_N(f|q)$ subject to the constraint $\bar{a} = A$, which is equivalent to maximizing the entropy $S[f, q]$ subject to $\bar{a} = A$. In the limit of large N the frequencies f_i converge (in probability) to the desired posterior P_i while the sample average $\bar{a} = \sum a_i f_i$ converges (also in probability) to the expected value $\langle a \rangle = A$.

The two procedures agree only when we choose $\eta = 0$. Inferences carried out with $\eta \neq 0$ are not consistent with inferences from the law of large numbers. This is the *Principle of Eliminative Induction* in action: it is the successful falsification of all rival η -entropies that corroborates the surviving entropy with $\eta = 0$. The reason the competing η -entropies are discarded is clear: $\eta \neq 0$ is inconsistent with the law of large numbers.

[Csiszar 84] and [Grendar 01] have argued that the asymptotic argument above provides by itself a valid justification for the ME method of updating. An agent whose prior is q receives the information $\langle a \rangle = A$ which can be reasonably interpreted as a sample average $\bar{a} = A$ over a large ensemble of N trials. The agent's beliefs are updated so that the posterior P coincides with the most probable f distribution. This is quite compelling but, of course, as a justification of the ME method it is restricted to situations where it is natural to think in terms of ensembles with large N . This justification is not nearly as compelling for singular events for which large ensembles either do not exist or are too unnatural and contrived. From our point of view the asymptotic argument above does not by itself provide a fully convincing justification for the universal validity of the ME method but it does provide considerable inductive support. It serves as a valuable consistency check that must be passed by any inductive inference procedure that claims to be of *general* applicability.

6.4 Random remarks

6.4.1 On deductive vs. inductive systems

In a deductive axiomatic system certain statements are chosen as axioms and other statements called theorems are derived from them. The theorems can be asserted to be true only when conditions are such that the axioms hold true. Within a deductive axiomatic system it makes no sense to make assertions that go beyond the reach of applicability of the axioms. In contrast the purpose of eliminative induction is precisely to venture into regions beyond those known special cases – the axioms – and accordingly, the truth of the resulting inferences – the theorems – is not guaranteed.

A second interesting difference is that in a deductive system there is a certain preference for minimizing the number of axioms as this clarifies the relations among various elements of the system and the structure of the whole. In contrast when doing induction one strives to maximize the number of axioms as it is much safer to induce from many known instances than from just a few.

6.4.2 On priors

All entropies are relative entropies. In the case of a discrete variable, if one assigns equal a priori probabilities, $q_i = 1$, one obtains the Boltzmann-Gibbs-Shannon entropy, $S[p] = -\sum_i p_i \log p_i$. The notation $S[p]$ has a serious drawback: it misleads one into thinking that S depends on p only. In particular, we emphasize that whenever $S[p]$ is used, the prior measure $q_i = 1$ has been implicitly assumed. In Shannon's axioms, for example, this choice is implicitly made in his first axiom, when he states that the entropy is a function of the probabilities $S = S(p_1 \dots p_n)$ and nothing else, and also in his second axiom when the uniform distribution $p_i = 1/n$ is singled out for special treatment.

The absence of an explicit reference to a prior q_i may erroneously suggest

that prior distributions have been rendered unnecessary and can be eliminated. It suggests that it is possible to transform information (*i.e.*, constraints) directly into posterior distributions in a totally objective and unique way. This was Jaynes' hope for the MaxEnt program. If this were true the old controversy, of whether probabilities are subjective or objective, would have been resolved – probabilities would ultimately be totally objective. But the prior $q_i = 1$ is implicit in $S[p]$; the postulate of equal a priori probabilities or Laplace's "Principle of Insufficient Reason" still plays a major, though perhaps hidden, role. Any claims that probabilities assigned using maximum entropy will yield absolutely objective results are unfounded; not all subjectivity has been eliminated. *Just as with Bayes' theorem, what is objective here is the manner in which information is processed to update from a prior to a posterior, and not the prior probabilities themselves.*

Choosing the prior density $q(x)$ can be tricky. Sometimes symmetry considerations can be useful in fixing the prior (three examples were given in section 4.5) but otherwise there is no fixed set of rules to translate information into a probability distribution except, of course, for Bayes' theorem and the ME method themselves.

What if the prior $q(x)$ vanishes for some values of x ? $S[p, q]$ can be infinitely negative when $q(x)$ vanishes within some region \mathcal{D} . In other words, the ME method confers an overwhelming preference on those distributions $p(x)$ that vanish whenever $q(x)$ does. One must emphasize that this is as it should be; it is not a problem. A similar situation also arises in the context of Bayes' theorem where a vanishing prior represents a tremendously serious commitment because no amount of data to the contrary would allow us to revise it. In both ME and Bayes updating we should recognize the implications of assigning a vanishing prior. Assigning a very low but non-zero prior represents a safer and less prejudiced representation of one's beliefs.

For more on the choice of priors see the review [Kass Wasserman 96]; in particular for entropic priors see [Rodriguez 90-03, Caticha Preuss 04]

6.4.3 Comments on other axiomatizations

One feature that distinguishes the axiomatizations proposed by various authors is how they justify maximizing a functional. In other words, why *maximum entropy*? In the approach of Shore and Johnson this question receives no answer; it is just one of the axioms. Csiszar provides a better answer. He derives the 'maximize a functional' rule from reasonable axioms of regularity and locality [Csiszar 91]. In Skilling's and in the approach developed here the rule is not derived, but it does not go unexplained either: it is imposed by design, it is justified by the function that S is supposed to perform, to achieve a transitive ranking.

Both Shore and Johnson and Csiszar require, and it is not clear why, that updating from a prior must lead to a unique posterior, and accordingly, there is a restriction that the constraints define a convex set. In Skilling's approach and in the one advocated here there is no requirement of uniqueness, we are

perfectly willing to entertain situations where the available information points to several equally preferable distributions.

There is another important difference between the axiomatic approach presented by Csiszar and the present one. Since our ME method is a method for induction we are justified in applying the method as if it were of universal applicability. As with all inductive procedures, in any particular instance of induction can turn out to be wrong – because, for example, not all relevant information has been taken into account – but this does not change the fact that ME is still the unique inductive inference method that generalizes from the special cases chosen as axioms. Csiszar’s version of the MaxEnt method is not designed to generalize beyond the axioms. His method was developed for linear constraints and therefore he does not feel justified in carrying out his *deductions* beyond the cases of linear constraints. In our case, the application to non-linear constraints is precisely the kind of *induction* the ME method was designed to perform.

It is interesting that if instead of axiomatizing the inference process, one axiomatizes the entropy itself by specifying those properties expected of a measure of separation between (possibly unnormalized) distributions one is led to a continuum of η -entropies, [Amari 85]

$$S_\eta[p, q] = \frac{1}{\eta(\eta + 1)} \int dx [(\eta + 1)p - \eta q - p^{\eta+1}q^{-\eta}] , \quad (6.77)$$

labelled by a parameter η . These entropies are equivalent, for the purpose of updating, to the relative Renyi entropies [Renyi 61, Aczel 75]. The shortcoming of this approach is that it is not clear when and how such entropies are to be used, which features of a probability distribution are being updated and which preserved, or even in what sense do these entropies measure an amount of information. Remarkably, if one further requires that S_η be additive over independent sources of uncertainty, as any self-respecting measure ought to be, then the continuum in η is restricted to just the two values $\eta = 0$ and $\eta = -1$ which correspond to the entropies $S[p, q]$ and $S[q, p]$.

For the special case when p is normalized and a uniform prior $q = 1$ we get (dropping the integral over q)

$$S_\eta = \frac{1}{\eta} \left(1 - \frac{1}{\eta + 1} \int dx p^\eta \right) . \quad (6.78)$$

A related entropy

$$S'_\eta = \frac{1}{\eta} \left(1 - \int dx p^{\eta+1} \right) \quad (6.79)$$

has been proposed in [Tsallis 88] and forms the foundation of his non-extensive statistical mechanics. Clearly these two entropies are equivalent in that they generate equivalent variational problems – maximizing S_η is equivalent to maximizing S'_η . To conclude our brief remarks on the entropies S_η we point out that quite apart from the difficulty of achieving consistency with the law of large

numbers, some the probability distributions obtained maximizing S_η may also be derived through a more standard use of MaxEnt or ME as advocated in these lectures. [Plastino 94]

6.5 Bayes' rule as a special case of ME

Since the ME method and Bayes' rule are both designed for updating probabilities, and both invoke a Principle of Minimal Updating, it is important to explore the relations between them. In particular we would like to know if the two are mutually consistent or not. [Caticha Giffin 06]

As described in section 2.10 the goal is to update our beliefs about $\theta \in \Theta$ (θ represents one or many parameters) on the basis of three pieces of information: (1) the prior information codified into a prior distribution $q(\theta)$; (2) the data $x \in \mathcal{X}$ (obtained in one or many experiments); and (3) the known relation between θ and x given by the model as defined by the sampling distribution or likelihood, $q(x|\theta)$. The updating consists of replacing the *prior* probability distribution $q(\theta)$ by a *posterior* distribution $P(\theta)$ that applies after the data has been processed.

The crucial element that will allow Bayes' rule to be smoothly incorporated into the ME scheme is the realization that before the data information is available not only we do not know θ , we do not know x either. Thus, the relevant space for inference is not Θ but the product space $\Theta \times \mathcal{X}$ and the relevant joint prior is $q(x, \theta) = q(\theta)q(x|\theta)$. We should emphasize that the information about how x is related to θ is contained in the *functional form* of the distribution $q(x|\theta)$ – for example, whether it is a Gaussian or a Cauchy distribution or something else – and not in the actual values of the arguments x and θ which are, at this point, still unknown.

Next we collect data and the observed values turn out to be X . We must update to a posterior that lies within the family of distributions $p(x, \theta)$ that reflect the fact that x is now known,

$$p(x) = \int d\theta p(\theta, x) = \delta(x - X) . \quad (6.80)$$

This data information constrains but is not sufficient to determine the joint distribution

$$p(x, \theta) = p(x)p(\theta|x) = \delta(x - X)p(\theta|X) . \quad (6.81)$$

Any choice of $p(\theta|X)$ is in principle possible. So far the formulation of the problem parallels section 2.10 exactly. We are, after all, solving the same problem. Next we apply the ME method and show that we get the same answer.

According to the ME method the selected joint posterior $P(x, \theta)$ is that which maximizes the entropy,

$$S[p, q] = - \int dx d\theta p(x, \theta) \log \frac{p(x, \theta)}{q(x, \theta)} , \quad (6.82)$$

subject to the appropriate constraints. Note that the information in the data, eq.(6.80), represents an *infinite* number of constraints on the family $p(x, \theta)$:

for each value of x there is one constraint and one Lagrange multiplier $\lambda(x)$. Maximizing S , (6.82), subject to (6.80) and normalization,

$$\delta \{S + \alpha [\int dx d\theta p(x, \theta) - 1] + \int dx \lambda(x) [\int d\theta p(x, \theta) - \delta(x - X)]\} = 0, \quad (6.83)$$

yields the joint posterior,

$$P(x, \theta) = q(x, \theta) \frac{e^{\lambda(x)}}{Z}, \quad (6.84)$$

where Z is a normalization constant, and the multiplier $\lambda(x)$ is determined from (6.80),

$$\int d\theta q(x, \theta) \frac{e^{\lambda(x)}}{Z} = q(x) \frac{e^{\lambda(x)}}{Z} = \delta(x - X), \quad (6.85)$$

so that the joint posterior is

$$P(x, \theta) = q(x, \theta) \frac{\delta(x - X)}{q(x)} = \delta(x - X) q(\theta|x), \quad (6.86)$$

The corresponding marginal posterior probability $P(\theta)$ is

$$P(\theta) = \int dx P(\theta, x) = q(\theta|X) = q(\theta) \frac{q(X|\theta)}{q(X)}, \quad (6.87)$$

which is recognized as Bayes' rule, eq.(2.123). Thus Bayes' rule is consistent with, and indeed, is a special case of the ME method.

To summarize: the prior $q(x, \theta) = q(x)q(\theta|x)$ is updated to the posterior $P(x, \theta) = P(x)P(\theta|x)$ where $P(x) = \delta(x - X)$ is fixed by the observed data while $P(\theta|X) = q(\theta|X)$ remains unchanged. Note that in accordance with the philosophy that drives the ME method *one only updates those aspects of one's beliefs for which corrective new evidence has been supplied.*

I conclude with a few simple examples that show how the ME allows generalizations of Bayes' rule. The background for these generalized Bayes problems is the familiar one: We want to make inferences about some variables θ on the basis of information about other variables x . As before, the prior information consists of our prior knowledge about θ given by the distribution $q(\theta)$ and the relation between x and θ is given by the likelihood $q(x|\theta)$; thus, the prior joint distribution $q(x, \theta)$ is known. But now the information about x is much more limited.

Bayes updating with uncertain data

The data is uncertain: x is not known. The marginal posterior $p(x)$ is no longer a sharp delta function but some other known distribution, $p(x) = P_D(x)$. This is still an infinite number of constraints

$$p(x) = \int d\theta p(\theta, x) = P_D(x), \quad (6.88)$$

that are easily handled by ME. Maximizing S , (6.82), subject to (6.88) and normalization, leads to

$$P(x, \theta) = P_D(x)q(\theta|x) . \quad (6.89)$$

The corresponding marginal posterior,

$$P(\theta) = \int dx P_D(x)q(\theta|x) = q(\theta) \int dx P_D(x) \frac{q(x|\theta)}{q(x)} , \quad (6.90)$$

is known as Jeffrey's rule which we met earlier in section 2.10.

Bayes updating with information about x moments

Now we have even less information: $p(x)$ is not known. All we know about $p(x)$ is an expected value

$$\langle f \rangle = \int dx p(x)f(x) = F . \quad (6.91)$$

Maximizing S , (6.82), subject to (6.91) and normalization,

$$\delta \{ S + \alpha [\int dx d\theta p(x, \theta) - 1] + \lambda \int dx d\theta p(x, \theta) f(x) - F \} = 0 , \quad (6.92)$$

yields the joint posterior,

$$P(x, \theta) = q(x, \theta) \frac{e^{\lambda f(x)}}{Z} , \quad (6.93)$$

where the normalization constant Z and the multiplier λ are obtained from

$$Z = \int dx q(x) e^{\lambda f(x)} \quad \text{and} \quad \frac{d \log Z}{d\lambda} = F . \quad (6.94)$$

The corresponding marginal posterior is

$$P(\theta) = q(\theta) \int dx \frac{e^{\lambda f(x)}}{Z} q(x|\theta) . \quad (6.95)$$

These two examples (6.90) and (6.95) are sufficiently intuitive that one could have written them down directly without deploying the full machinery of the ME method, but they do serve to illustrate the essential compatibility of Bayesian and Maximum Entropy methods. Next we consider a slightly less trivial example.

Updating with data and information about θ moments

Here we follow [Giffin Caticha 07]. In addition to data about x we have additional information about θ in the form of a constraint on the expected value of some function $f(\theta)$,

$$\int dx d\theta P(x, \theta) f(\theta) = \langle f(\theta) \rangle = F . \quad (6.96)$$

In the standard Bayesian practice it is possible to impose constraint information at the level of the prior, but this information need not be preserved

in the posterior. What we do here that differs from the standard Bayes' rule is that we can require that the constraint (6.96) be satisfied by the posterior distribution.

Maximizing the entropy (6.82) subject to normalization, the data constraint (6.80), and the moment constraint (6.96) yields the joint posterior,

$$P(x, \theta) = q(x, \theta) \frac{e^{\lambda(x) + \beta f(\theta)}}{z}, \quad (6.97)$$

where z is a normalization constant,

$$z = \int dx d\theta e^{\lambda(x) + \beta f(\theta)} q(x, \theta). \quad (6.98)$$

The Lagrange multipliers $\lambda(x)$ are determined from the data constraint, (??),

$$\frac{e^{\lambda(x)}}{z} = \frac{\delta(x - X)}{Z q(X)} \quad \text{where} \quad Z(\beta, X) = \int d\theta e^{\beta f(\theta)} q(\theta|X), \quad (6.99)$$

so that the joint posterior becomes

$$P(x, \theta) = \delta(x - X) q(\theta|X) \frac{e^{\beta f(\theta)}}{Z}. \quad (6.100)$$

The remaining Lagrange multiplier β is determined by imposing that the posterior $P(x, \theta)$ satisfy the constraint (6.96). This yields an implicit equation for β ,

$$\frac{\partial \log Z}{\partial \beta} = F. \quad (6.101)$$

Note that since $Z = Z(\beta, X)$ the resultant β will depend on the observed data X . Finally, the new marginal distribution for θ is

$$P(\theta) = q(\theta|X) \frac{e^{\beta f(\theta)}}{Z} = q(\theta) \frac{q(X|\theta)}{q(X)} \frac{e^{\beta f(\theta)}}{Z}. \quad (6.102)$$

For $\beta = 0$ (no moment constraint) we recover Bayes' rule. For $\beta \neq 0$ Bayes' rule is modified by a "canonical" exponential factor.

6.6 Commuting and non-commuting constraints

The ME method allows one to process information in the form of constraints. When we are confronted with several constraints we must be particularly cautious. In what order should they be processed? Or should they be processed together? The answer depends on the problem at hand. (Here we follow [Giffin Caticha 07].)

We refer to constraints as *commuting* when it makes no difference whether they are handled simultaneously or sequentially. The most common example is that of Bayesian updating on the basis of data collected in multiple experiments: for the purpose of inferring θ it is well-known that the order in which

the observed data $x' = \{x'_1, x'_2, \dots\}$ is processed does not matter. (See section 2.10.3.) The proof that ME is completely compatible with Bayes' rule implies that data constraints implemented through δ functions, as in (6.80), commute. It is useful to see how this comes about.

When an experiment is repeated it is common to refer to the value of x in the first experiment and the value of x in the second experiment. This is a dangerous practice because it obscures the fact that we are actually talking about *two* separate variables. We do not deal with a single x but with a composite $x = (x_1, x_2)$ and the relevant space is $\mathcal{X}_1 \times \mathcal{X}_2 \times \Theta$. After the first experiment yields the value X_1 , represented by the constraint $c_1 : P(x_1) = \delta(x_1 - X_1)$, we can perform a second experiment that yields X_2 and is represented by a second constraint $c_2 : P(x_2) = \delta(x_2 - X_2)$. These constraints c_1 and c_2 commute because they refer to *different* variables x_1 and x_2 . An experiment, once performed and its outcome observed, cannot be *un-performed* and its result cannot be *un-observed* by a second experiment. Thus, imposing the second constraint does not imply a revision of the first.

In general constraints need not commute and when this is the case the order in which they are processed is critical. For example, suppose the prior is q and we receive information in the form of a constraint, C_1 . To update we maximize the entropy $S[p, q]$ subject to C_1 leading to the posterior P_1 as shown in Figure 6.1. Next we receive a second piece of information described by the constraint C_2 . At this point we can proceed in essentially two different ways:

(a) Sequential updating. Having processed C_1 , we use P_1 as the current prior and maximize $S[p, P_1]$ subject to the new constraint C_2 . This leads us to the posterior P_a .

(b) Simultaneous updating. Use the original prior q and maximize $S[p, q]$ subject to both constraints C_1 and C_2 simultaneously. This leads to the posterior P_b .⁴

To decide which path (a) or (b) is appropriate we must be clear about how the ME method handles constraints. The ME machinery interprets a constraint such as C_1 in a very mechanical way: all distributions satisfying C_1 are in principle allowed and all distributions violating C_1 are ruled out. Updating to a posterior P_1 consists precisely in revising those aspects of the prior q that disagree with the new constraint C_1 . However, there is nothing final about the distribution P_1 . It is just the best we can do in our current state of knowledge and it may happen that future information will require us to revise it further. Indeed, when new information C_2 is received we must reconsider whether the original constraint C_1 remains valid or not. Are *all* distributions satisfying the new C_2 really allowed, even those that violate C_1 ? If we decide that this is the case then the new C_2 takes over and we update from the current P_1 to the final posterior P_a . The old constraint C_1 may still exert some limited influence on

⁴At first sight it might appear that there exists a third possibility of simultaneous updating: (c) use P_1 as the current prior and maximize $S[p, P_1]$ subject to both constraints C_1 and C_2 simultaneously. Fortunately, and this is a valuable check for the consistency of the ME method, it is easy to show that case (c) is equivalent to case (b). Whether we update from q or from P_1 the selected posterior is P_b .

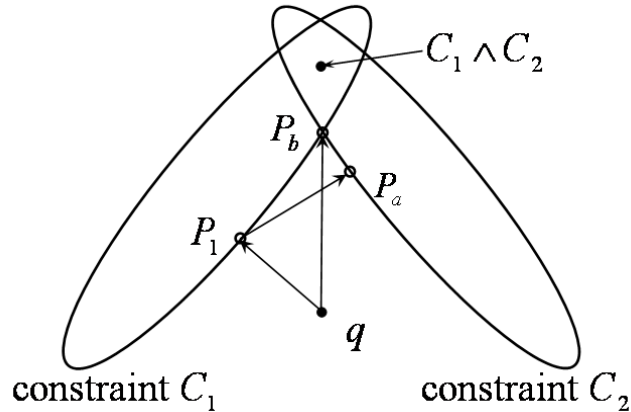


Figure 6.1: Illustrating the difference between processing two constraints C_1 and C_2 sequentially ($q \rightarrow P_1 \rightarrow P_a$) and simultaneously ($q \rightarrow P_b$ or $q \rightarrow P_1 \rightarrow P_b$).

the final posterior P_a through its effect on the intermediate posterior P_1 , but from now on C_1 is considered obsolete and will be ignored.

Alternatively, we may decide that the old constraint C_1 retains its validity. The new C_2 is not meant to replace the old C_1 but to provide an additional refinement of the family of allowed posteriors. If this is the case, then the constraint that correctly reflects the new information is not C_2 but the more restrictive $C_1 \wedge C_2$. The two constraints C_1 and C_2 should be processed simultaneously to arrive at the correct posterior P_b .

To summarize: sequential updating is appropriate when old constraints become obsolete and are superseded by new information; simultaneous updating is appropriate when old constraints remain valid. The two cases refer to different states of information and therefore *we expect* that they will result in different inferences. These comments are meant to underscore the importance of understanding what information is being processed; failure to do so will lead to errors that do not reflect a shortcoming of the ME method but rather a misapplication of it.

6.7 Information geometry

This section provides a very brief introduction to an important subject that deserves a much more extensive treatment. [Amari 85, Amari Nagaoka 00]

Consider a family of distributions $p(x|\theta)$ labelled by a finite number of parameters θ^i , $i = 1 \dots n$. It is usually possible to think of the family of distribu-

tions $p(x|\theta)$ as a manifold – an n -dimensional space that is locally isomorphic to \mathbb{R}^n .⁵ The distributions $p(x|\theta)$ are points in this “statistical manifold” with coordinates given by the parameters θ^i . We can introduce the idea of a distance between two such points – that is, a ‘distance’ between probability distributions. The distance $d\ell$ between two neighboring points θ and $\theta + d\theta$ is given by a generalization of Pythagoras’ theorem in terms of a metric tensor g_{ij} ,⁶

$$d\ell^2 = g_{ij} d\theta^i d\theta^j . \quad (6.103)$$

The singular importance of the metric tensor g_{ij} derives from a most remarkable theorem due to Čencov that we mention without proof. [Čencov 81, Campbell 86] The theorem states that the metric g_{ij} on the manifold of probability distributions is unique: there is only one metric that takes into account the fact that these are not distances between simple structureless dots but between probability distributions. Up to a scale factor, which merely reflects a choice of units, the unique distance is given by the information metric which we introduce below in three independent but intuitively appealing ways.

6.7.1 Derivation from distinguishability

We seek a quantitative measure of the extent that two distributions $p(x|\theta)$ and $p(x|\theta+d\theta)$ can be distinguished. The following argument is intuitively appealing. Consider the relative difference,

$$\frac{p(x|\theta+d\theta) - p(x|\theta)}{p(x|\theta)} = \frac{\partial \log p(x|\theta)}{\partial \theta^i} d\theta^i . \quad (6.104)$$

The expected value of the relative difference might seem a good candidate, but it does not work because it vanishes identically,

$$\int dx p(x|\theta) \frac{\partial \log p(x|\theta)}{\partial \theta^i} d\theta^i = d\theta^i \frac{\partial}{\partial \theta^i} \int dx p(x|\theta) = 0 . \quad (6.105)$$

However, the variance does not vanish,

$$d\ell^2 = \int dx p(x|\theta) \frac{\partial \log p(x|\theta)}{\partial \theta^i} \frac{\partial \log p(x|\theta)}{\partial \theta^j} d\theta^i d\theta^j . \quad (6.106)$$

This is the measure of distinguishability we seek; a small value of $d\ell^2$ means the points θ and $\theta + d\theta$ are difficult to distinguish. It suggests introducing the matrix g_{ij}

$$g_{ij} \stackrel{\text{def}}{=} \int dx p(x|\theta) \frac{\partial \log p(x|\theta)}{\partial \theta^i} \frac{\partial \log p(x|\theta)}{\partial \theta^j} \quad (6.107)$$

⁵Of course it is possible to conceive of sufficiently singular families of distributions that are not smooth manifolds. This does not detract from the value of the methods of information geometry any more than the existence of spaces with complicated geometries detracts from the general value of geometry itself.

⁶The use of superscripts rather than subscripts for the indices labelling coordinates is a standard and very convenient notational convention in differential geometry. We adopt the standard Einstein convention of summing over repeated indices when one appears as a superscript and the other as a subscript.

called the Fisher information *matrix* [Fisher 25], so that

$$d\ell^2 = g_{ij} d\theta^i d\theta^j . \quad (6.108)$$

Up to now no notion of distance has been introduced. Normally one says that the reason it is difficult to distinguish two points in say, the three dimensional space we seem to inhabit, is that they happen to be too close together. It is very tempting to invert the logic and assert that the two points θ and $\theta + d\theta$ must be very close together because they are difficult to distinguish. Furthermore, note that being a variance $d\ell^2$ is positive and vanishes only when $d\theta$ vanishes. Thus it is natural to interpret g_{ij} as the metric tensor of a Riemannian space [Rao 45]. It is known as the *information metric*. The recognition by Rao that g_{ij} is a metric in the space of probability distributions gave rise to the subject of information geometry [Amari 85], namely, the application of geometrical methods to problems in inference and in information theory. A disadvantage of this heuristic argument is that it does not make explicit a crucial property mentioned above that except for an overall multiplicative constant this metric is unique. [Cencov 81, Campbell 86]

The coordinates θ are quite arbitrary; one can freely relabel the points in the manifold. It is then easy to check that g_{ij} are the components of a tensor and that the distance $d\ell^2$ is an invariant, a scalar under coordinate transformations.

6.7.2 Derivation from a Euclidean metric

Consider a discrete variable $a = 1 \dots n$. The restriction to discrete variables is not a serious limitation, we can choose n sufficiently large to approximate a continuous distribution to any desired degree. The possible probability distributions of a can be labelled by the probability values themselves: a probability distribution can be specified by a point p with coordinates $(p^1 \dots p^n)$. The corresponding statistical manifold is the simplex $\mathcal{S}_{n-1} = \{p = (p^1 \dots p^n) : \sum_a p^a = 1\}$.

Next we change to new coordinates $\psi^a = (p^a)^{1/2}$. In these new coordinates the equation for the simplex \mathcal{S}_{n-1} – the normalization condition – reads $\sum (\psi^a)^2 = 1$, which we recognize as the equation of an $(n-1)$ -sphere embedded in an n -dimensional Euclidean space \mathbb{R}^n , *provided* the ψ^a are interpreted as Cartesian coordinates. This suggests that we assign the simplest possible metric: the distance between the distribution $p(\psi)$ and its neighbor $p(\psi + d\psi)$ is the Euclidean distance in \mathbb{R}^n ,

$$d\ell^2 = \sum_a (d\psi^a)^2 = \delta_{ab} d\psi^a d\psi^b . \quad (6.109)$$

Distances between more distant distributions are merely angles defined on the surface of the sphere \mathcal{S}_{n-1} .

Except for an overall constant this is the same information metric (6.108) we defined earlier! Indeed, consider an m -dimensional subspace ($m \leq n-1$) of the sphere \mathcal{S}_{n-1} defined by $\psi = \psi(\theta^1, \dots, \theta^m)$. The parameters θ^i , $i = 1 \dots m$, can

be used as coordinates on the subspace. The Euclidean metric on \mathbb{R}^n induces a metric on the subspace. The distance between $p(\theta)$ and $p(\theta + d\theta)$ is

$$\begin{aligned} d\ell^2 &= \delta_{ab} d\psi^a d\psi^b = \delta_{ab} \frac{\partial \psi^a}{\partial \theta^i} d\theta^i \frac{\partial \psi^b}{\partial \theta^j} d\theta^j \\ &= \frac{1}{4} \sum_a p^a \frac{\partial \log p^a}{\partial \theta^i} \frac{\partial \log p^a}{\partial \theta^j} d\theta^i d\theta^j, \end{aligned} \quad (6.110)$$

which (except for the factor 1/4) we recognize as the discrete version of (6.107) and (6.108). This interesting result does not constitute a “derivation.” There is a priori no reason why the coordinates ψ should be singled out as special and attributed a Euclidean metric. But perhaps it helps to lift the veil of mystery that might otherwise surround the strange expression (6.107).

6.7.3 Derivation from relative entropy

The “derivation” that follows has the merit of drawing upon our intuition about relative entropy. Consider the entropy of one distribution $p(x|\theta')$ relative to another $p(x|\theta)$,

$$S(\theta', \theta) = - \int dx p(x|\theta') \log \frac{p(x|\theta')}{p(x|\theta)}. \quad (6.111)$$

We study how this entropy varies when $\theta' = \theta + d\theta$ is in the close vicinity of a given θ . As we had seen in section 4.2 – recall the Gibbs inequality $S(\theta', \theta) \leq 0$ with equality if and only if $\theta' = \theta$ – the entropy $S(\theta', \theta)$ attains an absolute maximum at $\theta' = \theta$. Therefore, the first nonvanishing term in the Taylor expansion about θ is second order in $d\theta$

$$S(\theta + d\theta, \theta) = \frac{1}{2} \frac{\partial S(\theta', \theta)}{\partial \theta^i \partial \theta^j} \Big|_{\theta'=\theta} d\theta^i d\theta^j + \dots \leq 0, \quad (6.112)$$

and we use this quadratic form to define the information metric,

$$g_{ij} \stackrel{\text{def}}{=} - \frac{\partial S(\theta', \theta)}{\partial \theta^i \partial \theta^j} \Big|_{\theta'=\theta}, \quad (6.113)$$

so that

$$S(\theta + d\theta, \theta) = -\frac{1}{2} d\ell^2. \quad (6.114)$$

It is straightforward to show that (6.113) coincides with (6.107).

6.7.4 Volume elements in curved spaces

Having decided on a measure of distance we can now also measure angles, areas, volumes and all sorts of other geometrical quantities. Here we only consider calculating the m -dimensional volume of the manifold of distributions $p(x|\theta)$ labelled by parameters θ^i with $i = 1 \dots m$.

The parameters θ^i are coordinates for the point p and in these coordinates it may not be obvious how to write down an expression for a volume element dV . But within a sufficiently small region – which is what a volume element is – any curved space looks flat. Curved spaces are ‘locally flat’. The idea then is rather simple: within that very small region we should use Cartesian coordinates and the metric takes a very simple form, it is the identity matrix, δ_{ab} . In locally Cartesian coordinates ϕ^a the volume element is simply given by the product

$$dV = d\phi^1 d\phi^2 \dots d\phi^m , \quad (6.115)$$

which, in terms of the old coordinates θ^i , is

$$dV = \left| \frac{\partial \phi}{\partial \theta} \right| d\theta^1 d\theta^2 \dots d\theta^m = \left| \frac{\partial \phi}{\partial \theta} \right| d^m \theta . \quad (6.116)$$

This is the volume we seek written in terms of the coordinates θ . Our remaining problem consists in calculating the Jacobian $|\partial\phi/\partial\theta|$ of the transformation that takes the metric g_{ij} into its Euclidean form δ_{ab} .

Let the locally Cartesian coordinates be defined by $\phi^a = \Phi^a(\theta^1, \dots, \theta^m)$. A small change in $d\theta$ corresponds to a small change in $d\phi$,

$$d\phi^a = X_i^a d\theta^i \quad \text{where} \quad X_i^a \stackrel{\text{def}}{=} \frac{\partial \phi^a}{\partial \theta^i} , \quad (6.117)$$

and the Jacobian is given by the determinant of the matrix X_i^a ,

$$\left| \frac{\partial \phi}{\partial \theta} \right| = |\det (X_i^a)| . \quad (6.118)$$

The distance between two neighboring points is the same whether we compute it in terms of the old or the new coordinates,

$$d\ell^2 = g_{ij} d\theta^i d\theta^j = \delta_{ab} d\phi^a d\phi^b \quad (6.119)$$

Thus the relation between the old and the new metric is

$$g_{ij} = \delta_{ab} X_i^a X_j^b . \quad (6.120)$$

The right hand side represents the product of three matrices. Taking the determinant we get

$$g \stackrel{\text{def}}{=} \det(g_{ab}) = [\det (X_i^a)]^2 , \quad (6.121)$$

so that

$$|\det (X_i^a)| = g^{1/2} . \quad (6.122)$$

We have succeeded in expressing the volume element totally in terms of the coordinates θ and the known metric $g_{ij}(\theta)$. The answer is

$$dV = g^{1/2}(\theta) d^m \theta . \quad (6.123)$$

The volume of any extended region on the manifold is

$$V = \int dV = \int g^{1/2}(\theta) d^n \theta . \quad (6.124)$$

After this technical detour we are now ready to return to the main subject of this chapter – updating probabilities – and derive one last and very important feature of the ME method.

6.8 Deviations from maximum entropy

There is one last issue that must be addressed before one can claim that the design of the ME method is more or less complete. Higher entropy represents higher preference but there is nothing in the previous arguments to tell us by how much. Does twice the entropy represent twice the preference or four times as much? We can rank probability distributions p relative to a prior q according to the relative entropy $S[p, q]$ but any monotonic function of the relative entropy will accomplish the same goal. Once we have decided that the distribution of maximum entropy is to be preferred over all others the following question arises: Suppose the maximum of the entropy function is not particularly sharp, are we really confident that distributions with entropy close to the maximum are totally ruled out? Can we quantify ‘preference’? We want a quantitative measure of the extent to which distributions with lower entropy are ruled out. The discussion below follows [Caticha 00].

Suppose we have maximized the entropy $S[p, q]$ subject to certain constraints and obtain a probability distribution $p_0(x)$. The question we now address concerns the extent to which $p_0(x)$ should be preferred over other distributions with lower entropy. Consider a family of distributions $p(x|\theta)$ labelled by a finite number of parameters θ^i , $i = 1 \dots n$. We assume that the $p(x|\theta)$ satisfy the same constraints that led us to select $p_0(x)$ and that $p_0(x)$ itself is included in the family. Further we choose the parameters θ so that $p_0(x) = p(x|\theta = 0)$. The question about the extent that $p(x|\theta = 0)$ is to be preferred over $p(x|\theta \neq 0)$ is a question about the probability $p(\theta)$ of various values of θ : what is the rational degree of belief that the selected value should be θ ? The original problem which led us to design the maximum entropy method was to assign a probability to x ; we now see that the full problem is to assign probabilities to both x and θ . We are concerned not just with $p(x)$ but rather with the joint distribution $P(x, \theta)$; the universe of discourse has been expanded from \mathcal{X} (the space of x s) to $\mathcal{X} \times \Theta$ (Θ is the space of parameters θ).

To determine the joint distribution $P(x, \theta)$ we make use of essentially the only method at our disposal – the ME method itself – but this requires that we address the standard two preliminary questions: First, what is the prior distribution, what do we know about x and θ before we receive information about the constraints? And second, what is this new information that constrains the allowed $P(x, \theta)$?

This first question is the more subtle one: when we know absolutely nothing about the θ s we know neither their physical meaning nor whether there is any relation to the x s. A prior that reflects this lack of correlations is a product, $q(x, \theta) = q(x)\mu(\theta)$. We will assume that the prior over x is known – it is the prior we had used when we updated from $q(x)$ to $p_0(x)$. Since we are totally ignorant about θ we would like to choose $\mu(\theta)$ so that it reflects a uniform distribution but here we stumble upon a problem: uniform means that equal volumes in Θ are assigned equal probabilities and knowing nothing about the θ s we do not yet know what “equal” volumes in Θ could possibly mean. We need some additional information.

Suppose next that we are told that the θ s represent probability distributions, they are parameters labeling some unspecified distributions $p(x|\theta)$. We do not yet know the functional form of $p(x|\theta)$, but if the θ s derive their meaning solely from the $p(x|\theta)$ then there exists a natural measure of distance in the space Θ . It is the information metric $g_{ij}(\theta)$ introduced in the previous section and the corresponding volume elements are given by $g^{1/2}(\theta)d^n\theta$, where $g(\theta)$ is the determinant of the metric. The uniform prior for θ , which assigns equal probabilities to equal volumes, is proportional to $g^{1/2}(\theta)$ and therefore we choose $\mu(\theta) = g^{1/2}(\theta)$.

Next we tackle the second question: what are the constraints on the allowed joint distributions $p(x|\theta)$? Consider the space of all joint distributions. To each choice of the functional form of $p(x|\theta)$ (whether we talk about Gaussians, Boltzmann-Gibbs distributions, or something else) there corresponds a different subspace defined by distributions of the form $P(x, \theta) = p(\theta)p(x|\theta)$. The crucial constraint is that which specifies the subspace, that is, the particular functional form for $p(x|\theta)$. This defines the meaning to the θ s – for example, the θ s could be the mean and variance in Gaussian distributions, or Lagrange multipliers in Boltzmann-Gibbs distributions. It also fixes the prior $\mu(\theta)$ on the relevant subspace. Notice that the kind of constraint that we impose here is very different from those that appear in usual applications of maximum entropy method, which are in the form of expectation values.

To select the preferred distribution $P(x, \theta)$ we maximize the entropy $S[P|g^{1/2}q]$ over all distributions of the form $P(x, \theta) = p(\theta)p(x|\theta)$ by varying with respect to $p(\theta)$ with $p(x|\theta)$ fixed. It is convenient to write the entropy as

$$\begin{aligned} S[P, g^{1/2}q] &= - \int dx d\theta p(\theta)p(x|\theta) \log \frac{p(\theta)p(x|\theta)}{g^{1/2}(\theta)q(x)} \\ &= S[p, g^{1/2}] + \int d\theta p(\theta)S(\theta), \end{aligned} \quad (6.125)$$

where

$$S[p, g^{1/2}] = - \int d\theta p(\theta) \log \frac{p(\theta)}{g^{1/2}(\theta)} \quad (6.126)$$

and

$$S(\theta) = - \int dx p(x|\theta) \log \frac{p(x|\theta)}{q(x)}. \quad (6.127)$$

The notation shows that $S[p, g^{1/2}]$ is a functional of $p(\theta)$ while $S(\theta)$ is a function of θ (it is also a functional of $p(x|\theta)$). Maximizing (6.125) with respect to variations $\delta p(\theta)$ such that $\int d\theta p(\theta) = 1$, yields

$$0 = \int d\theta \left(-\log \frac{p(\theta)}{g^{1/2}(\theta)} + S(\theta) + \log \zeta \right) \delta p(\theta), \quad (6.128)$$

where the required Lagrange multiplier has been written as $1 - \log \zeta$. Therefore the probability that the value of θ should lie within the small volume $g^{1/2}(\theta)d^n\theta$ is

$$p(\theta)d^n\theta = \frac{1}{\zeta} e^{S(\theta)} g^{1/2}(\theta)d^n\theta \quad \text{with} \quad \zeta = \int d^n\theta g^{1/2}(\theta) e^{S(\theta)}. \quad (6.129)$$

Equation (6.129) is the result we seek. It tells us that, as expected, the preferred value of θ is that which maximizes the entropy $S(\theta)$, eq.(6.127), because this maximizes the scalar probability density $\exp S(\theta)$. But it also tells us the degree to which values of θ away from the maximum are ruled out. For macroscopic systems the preference for the ME distribution can be overwhelming. Eq.(6.129) agrees with the Einstein thermodynamic fluctuation theory and extends it beyond the regime of small fluctuations – in the next section we deal with fluctuations as an illustration. Note also that the density $\exp S(\theta)$ is a scalar function and the presence of the Jacobian factor $g^{1/2}(\theta)$ makes Eq.(6.129) manifestly invariant under changes of the coordinates θ^i in the space Θ .

We conclude this section by pointing out that there are a couple of interesting points of analogy between the pair {maximum likelihood method/Bayes' rule} on one hand and the corresponding pair {MaxEnt/ME} methods on the other hand. Note that maximizing the likelihood function $L(\theta|x) \stackrel{\text{def}}{=} p(x|\theta)$ selects a single preferred value of θ but no measure is given of the extent to which other values of θ are ruled out. The method of maximum likelihood does not provide us with a distribution for θ – the likelihood function $L(\theta|x)$ is not a probability distribution for θ . Similarly, maximizing entropy as prescribed by the MaxEnt method yields a single preferred value of the label θ but MaxEnt fails to address the question of the extent to which other values of θ are ruled out. Neither Bayes' rule nor the ME method suffer from this limitation.

The second point of analogy is that neither the maximum likelihood nor the MaxEnt methods are capable of handling information contained in prior distributions, while both Bayesian and ME methods can. This limitation of maximum likelihood and MaxEnt is not surprising since neither method was designed for updating probabilities.

6.9 An application to fluctuations

The starting point for the standard formulation of the theory of fluctuations in thermodynamic systems (see [Landau 77, Callen 85]) is Einstein's inversion of Boltzmann's formula $S = k \log W$ to obtain the probability of a fluctuation in

the form $W \sim \exp S/k$. A careful justification, however, reveals a number of approximations which, for most purposes, are legitimate and work very well. A re-examination of fluctuation theory from the point of view of ME is, however, valuable. Our general conclusion is that the ME point of view allows exact formulations; in fact, it is clear that deviations from the canonical predictions can be expected, although in general they will be negligible. Other advantages of the ME approach include the explicit covariance under changes of coordinates, the absence of restrictions to the vicinity of equilibrium or to large systems, and the conceptual ease with which one deals with fluctuations of both the extensive as well as their conjugate intensive variables. [Caticha 00]

This last point is an important one: within the canonical formalism (section 4.8) the extensive variables such as energy are uncertain while the intensive ones such as the temperature or the Lagrange multiplier β are fixed parameters, they do not fluctuate. There are, however, several contexts in which it makes sense to talk about fluctuations of the conjugate variables. We discuss the standard scenario of an open system that can exchange say, energy, with its environment.

Consider the usual setting of a thermodynamical system with microstates labelled by x . Let $m(x)dx$ be the number of microstates within the range dx . According to the postulate of “equal a priori probabilities” we choose a uniform prior distribution proportional to the density of states $m(x)$. The canonical ME distribution obtained by maximizing $S[p, m]$ subject to constraints on the expected values $\langle f^k \rangle = F^k$ of relevant variables $f^k(x)$, is

$$p(x|F) = \frac{1}{Z(\lambda)} m(x) e^{-\lambda_k f^k(x)} \quad \text{with} \quad Z(\lambda) = \int dx m(x) e^{-\lambda_k f^k(x)}, \quad (6.130)$$

and the corresponding entropy is

$$S(F) = \log Z(\lambda) + \lambda_k F^k. \quad (6.131)$$

Fluctuations of the variables $f^k(x)$ or of any other function of the microstate x are usually computed in terms of the various moments of $p(x|F)$. Within this context all expected values such as the constraints $\langle f^k \rangle = F^k$ and the entropy $S(F)$ itself are fixed; they do not fluctuate. The corresponding conjugate variables, the Lagrange multipliers $\lambda_k = \partial S / \partial F^k$, eq.(4.77), do not fluctuate either.

The standard way to make sense of λ fluctuations is to couple the system of interest to a second system, a bath, and allow exchanges of the quantities f^k . All quantities referring to the bath will be denoted by primes: the microstates are x' , the density of states is $m'(x')$, and the variables are $f'^k(x')$, etc. Even though the overall expected value $\langle f^k + f'^k \rangle = F_T^k$ of the combined system plus bath is fixed, the individual expected values $\langle f^k \rangle = F^k$ and $\langle f'^k \rangle = F'^k = F_T^k - F^k$ are allowed to fluctuate. The ME distribution $p_0(x, x')$ that best reflects the prior information contained in $m(x)$ and $m'(x')$ updated by information on the total F_T^k is

$$p_0(x, x') = \frac{1}{Z_0} m(x)m'(x') e^{-\lambda_0 \alpha (f^k(x) + f'^k(x'))}. \quad (6.132)$$

But less than ME distributions are not totally ruled out; to explore the possibility that the quantities F_T^k are distributed between the two systems in a less than optimal way we consider distributions $p(x, x', F)$ constrained to the form

$$P(x, x', F) = p(F)p(x|F)p(x'|F_T - F), \quad (6.133)$$

where $p(x|F)$ is the canonical distribution in eq.(6.130), its entropy is eq.(6.131) and analogous expressions hold for the primed quantities.

We are now ready to write down the probability that the value of F fluctuates into a small volume $g^{1/2}(F)dF$. From eq.(6.129) we have

$$p(F)dF = \frac{1}{\zeta} e^{S_T(F)} g^{1/2}(F)dF, \quad (6.134)$$

where ζ is a normalization constant and the entropy $S_T(F)$ of the system plus the bath is

$$S_T(F) = S(F) + S'(F_T - F). \quad (6.135)$$

The formalism simplifies considerably when the bath is large enough that exchanges of F do not affect it, and λ' remains fixed at λ_0 . Then

$$S'(F_T - F) = \log Z'(\lambda_0) + \lambda_{0k} (F_T^k - F^k) = \text{const} - \lambda_{0k} F^k. \quad (6.136)$$

It remains to calculate the determinant $g(F)$ of the information metric given by eq.(6.113),

$$g_{ij} = -\frac{\partial^2 S_T(\dot{F}, F)}{\partial \dot{F}^i \partial \dot{F}^j} = -\frac{\partial^2}{\partial \dot{F}^i \partial \dot{F}^j} \left[S(\dot{F}, F) + S'(F_T - \dot{F}, F_T - F) \right] \quad (6.137)$$

where the dot indicates that the derivatives act on the first argument. The first term on the right is

$$\begin{aligned} \frac{\partial^2 S(\dot{F}, F)}{\partial \dot{F}^i \partial \dot{F}^j} &= -\frac{\partial^2}{\partial \dot{F}^i \partial \dot{F}^j} \int dx p(x|\dot{F}) \log \frac{p(x|\dot{F})}{m(x)} \frac{m(x)}{p(x|F)} \\ &= \frac{\partial^2 S(F)}{\partial F^i \partial F^j} + \int dx \frac{\partial^2 p(x|F)}{\partial F^i \partial F^j} \log \frac{p(x|F)}{m(x)}. \end{aligned} \quad (6.138)$$

To calculate the integral on the right use

$$\log \frac{p(x|F)}{m(x)} = -\log Z(\lambda) - \lambda_k f^k(x) \quad (6.139)$$

(from eq.(6.130) so that the integral vanishes,

$$-\log Z(\lambda) \frac{\partial^2}{\partial F^i \partial F^j} \int dx p(x|F) - \lambda_k \frac{\partial^2}{\partial F^i \partial F^j} \int dx p(x|F) f^k(x) = 0. \quad (6.140)$$

Similarly

$$\begin{aligned} \frac{\partial^2}{\partial \dot{F}^i \partial \dot{F}^j} S'(F_T - \dot{F}, F_T - F) &= \frac{\partial^2 S'(F_T - F)}{\partial F^i \partial F^j} \\ &+ \int dx' \frac{\partial^2 p(x'|F_T - F)}{\partial F^i \partial F^j} \log \frac{p(x'|F_T - F)}{m'(x')} \end{aligned} \quad (6.141)$$

and here, using eq.(6.136), both terms vanish. Therefore

$$g_{ij} = -\frac{\partial^2 S(F)}{\partial F^i \partial F^j}. \quad (6.142)$$

We conclude that the probability that the value of F fluctuates into a small volume $g^{1/2}(F)dF$ becomes

$$p(F)dF = \frac{1}{\zeta} e^{S(F)-\lambda_{0k}F^k} g^{1/2}(F)dF. \quad (6.143)$$

This equation is exact.

An important difference with the usual theory stems from the presence of the Jacobian factor $g^{1/2}(F)$. This is required by coordinate invariance and can lead to small deviations from the canonical predictions. The quantities $\langle \lambda_k \rangle$ and $\langle F^k \rangle$ may be close but will not in general coincide with the quantities λ_{0k} and F_0^k at the point where the scalar probability density attains its maximum. For most thermodynamic systems however the maximum is very sharp. In its vicinity the Jacobian can be considered constant, and one obtains the usual results [Landau 77], namely, that the probability distribution for the fluctuations is given by the exponential of a Legendre transform of the entropy.

The remaining difficulties are purely computational and of the kind that can in general be tackled systematically using the method of steepest descent to evaluate the appropriate generating function. Since we are not interested in variables referring to the bath we can integrate Eq.(6.133) over x' , and use the distribution $P(x, F) = p(F)p(x|F)$ to compute various moments. As an example, the correlation between $\delta\lambda_i = \lambda_i - \langle \lambda_i \rangle$ and $\delta f^j = f^j - \langle f^j \rangle$ or $\delta F^j = F^j - \langle F^j \rangle$ is

$$\langle \delta\lambda_i \delta f^j \rangle = \langle \delta\lambda_i \delta F^j \rangle = -\frac{\partial \langle \lambda_i \rangle}{\partial \lambda_{0j}} + (\lambda_{0i} - \langle \lambda_i \rangle) (F_0^j - \langle F^j \rangle). \quad (6.144)$$

When the differences $\lambda_{0i} - \langle \lambda_i \rangle$ or $F_0^j - \langle F^j \rangle$ are negligible one obtains the usual expression,

$$\langle \delta\lambda_i \delta f^j \rangle \approx -\delta_i^j. \quad (6.145)$$

6.10 Conclusion

Any Bayesian account of the notion of information cannot ignore the fact that Bayesians are concerned with the beliefs of rational agents. The relation between information and beliefs must be clearly spelled out. The definition we have proposed – that information is that which constrains rational beliefs and therefore forces the agent to change its mind – is convenient for two reasons. First, the information/belief relation very explicit, and second, the definition is ideally suited for quantitative manipulation using the ME method.

Dealing with uncertainty requires that one solve two problems. First, one must represent a state of knowledge as a consistent web of interconnected beliefs. The instrument to do it is probability. Second, when new information

becomes available the beliefs must be updated. The instrument for this is relative entropy. It is the only candidate for an updating method that is of universal applicability and obeys the moral injunction that one should not change one's mind frivolously. Prior information is valuable and should not be revised except when demanded by new evidence, in which case the revision is no longer optional but obligatory. The resulting general method – the ME method – can handle arbitrary priors and arbitrary constraints; it includes MaxEnt and Bayes' rule as special cases; and it provides its own criterion to assess the extent that non maximum-entropy distributions are ruled out.⁷

To conclude I cannot help but to express my continued sense of wonder and astonishment that the method for reasoning under uncertainty – which should presumably apply to the whole of science – turns out to rest upon an ethical foundation of intellectual honesty. The moral imperative is to uphold those beliefs and only those beliefs that obey very strict constraints of consistency; the allowed beliefs must be consistent among themselves, and they must be consistent with the available information. Just imagine the implications!

⁷For possible developments and applications of these ideas, which we hope will be the subject of future additions to these lectures, see the “Suggestions for further reading.”

References

- [**Aczel 75**] J. Aczél and Z. Daróczy, *On Measures of Information and their Characterizations* (Academic Press, New York 1975).
- [**Amari 85**] S. Amari, *Differential-Geometrical Methods in Statistics* (Springer-Verlag, 1985).
- [**Amari Nagaoka 00**] S. Amari and H. Nagaoka, *Methods of Information Geometry* (Am. Math. Soc./Oxford U. Press, Providence, 2000).
- [**Brillouin 52**] L. Brillouin, *Science and Information Theory* (Academic Press, New York, 1952).
- [**Callen 85**] H. B. Callen, *Thermodynamics and an Introduction to Thermostatistics* (Wiley, New York, 1985).
- [**Campbell 86**] L. L. Campbell: Proc. Am. Math. Soc. **98**, 135 (1986).
- [**Caticha 03**] A. Caticha, “Relative Entropy and Inductive Inference,” *Bayesian Inference and Maximum Entropy Methods in Science and Engineering*, ed. by G. Erickson and Y. Zhai, AIP Conf. Proc. **707**, 75 (2004) (arXiv.org/abs/physics/0311093).
- [**Caticha 06**] A. Caticha and A. Giffin, “Updating Probabilities,” in *Bayesian Inference and Maximum Entropy Methods in Science and Engineering*, ed. by A. Mohammad-Djafari, AIP Conf. Proc. **872**, 31 (2006) (arXiv.org/abs/physics/0608185).
- [**Caticha 07**] A. Caticha, “Information and Entropy,” in *Bayesian Inference and Maximum Entropy Methods in Science and Engineering*, ed. by K. Knuth *et al.*, AIP Conf. Proc. **954**, 11 (2007) (arXiv.org/abs/0710.1068).
- [**Caticha Preuss 04**] A. Caticha and R. Preuss, ‘Maximum entropy and Bayesian data analysis: entropic prior distributions,’ Phys. Rev. **E70**, 046127 (2004) (arXiv.org/abs/physics/0307055).
- [**Cencov 81**] N. N. Čencov: *Statistical Decision Rules and Optimal Inference*, Transl. Math. Monographs, vol. 53, Am. Math. Soc. (Providence, 1981).

- [**Cover Thomas 91**] T. Cover and J. Thomas, *Elements of Information Theory* (Wiley,1991).
- [**Cox 46**] R. T. Cox, ‘Probability, Frequency and Reasonable Expectation’, *Am. J. Phys.* **14**, 1 (1946); *The Algebra of Probable Inference* (Johns Hopkins, Baltimore, 1961).
- [**Cropper 86**] W. H. Cropper, “Rudolf Clausius and the road to entropy,” *Am. J. Phys.* **54**, 1068 (1986).
- [**Csiszar 84**] I. Csiszar, “Sanov property, generalized I -projection and a conditional limit theorem,” *Ann. Prob.* **12**, 768 (1984).
- [**Csiszar 85**] I. Csiszár “An extended Maximum Entropy Principle and a Bayesian justification,” in *Bayesian Statistics 2*, p.83, ed. by J. M. Bernardo. M. H. de Groot, D. V. Lindley, and A. F. M. Smith (North Holland, 1985); “MaxEnt, mathematics and information theory,” *Maximum Entropy and Bayesian Methods*, p. 35, ed. by K. M. Hanson and R. N.Silver (Kluwer, 1996).
- [**Csiszar 91**] I. Csiszár, “Why least squares and maximum entropy: an axiomatic approach to inference for linear inverse problems,” *Ann. Stat.* **19**, 2032 (1991).
- [**Diaconis 82**] P. Diaconis and S. L. Zabell, “Updating Subjective Probabilities,” *J. Am. Stat. Assoc.* **77**, 822 (1982).
- [**Earman 92**] J. Earman, *Bayes or Bust?: A Critical Examination of Bayesian Confirmation Theory* (MIT Press, Cambridge, 1992).
- [**Fisher 25**] R. A. Fisher: *Proc. Cambridge Philos. Soc.* **122**, 700 (1925).
- [**Gibbs 1875-78**] J. W. Gibbs, “On the Equilibrium of Heterogeneous Substances,” *Trans. Conn. Acad.* III (1875-78), reprinted in *The Scientific Papers of J. W. Gibbs* (Dover, NY, 1961).
- [**Gibbs 1902**] J. W. Gibbs, *Elementary Principles in Statistical Mechanics* (Yale U. Press, New Haven, 1902; reprinted by Ox Bow Press, Connecticut, 1981).
- [**Giffin Caticha 07**] A. Giffin and A. Caticha, “Updating Probabilities with Data and Moments,” in *Bayesian Inference and Maximum Entropy Methods in Science and Engineering*, ed. by K. Knuth *et al.*, *AIP Conf. Proc.* **954**, 74 (2007) (arXiv.org/abs/0708.1593).
- [**Grad 61**] H. Grad, “The Many Faces of Entropy,” *Comm. Pure and Appl. Math.* **14**, 323 (1961), and “Levels of Description in Statistical Mechanics and Thermodynamics” in *Delaware Seminar in the Foundations of Physics*, ed. by M. Bunge (Springer-Verlag, New York, 1967).

- [**Gregory 05**] P. C. Gregory, *Bayesian Logical Data Analysis for the Physical Sciences* (Cambridge U. Press, 2005).
- [**Grendar 03**] M. Grendar, Jr. and M. Grendar “Maximum Probability and Maximum Entropy Methods: Bayesian interpretation,” in *Bayesian Inference and Maximum Entropy Methods in Science and Engineering*, ed. by G. Erickson and Y. Zhai, AIP Conf. Proc. **707**, p. 490 (2004) (arXiv.org/abs/physics/0308005).
- [**Hacking 01**] I. Hacking, *An Introduction to Probability and Inductive Logic* (Cambridge U. P., 2001)
- [**Howson Urbach 93**] C. Howson and P. Urbach, *Scientific Reasoning, the Bayesian Approach* (Open Court, Chicago, 1993).
- [**James 1907**] W. James, *Pragmatism* (Dover, 1995) and *The Meaning of Truth* (Prometheus, 1997).
- [**Jeffrey 04**] R. Jeffrey, *Subjective Probability, the Real Thing* (Cambridge U.P., 2004).
- [**Jeffreys 39**] H. Jeffreys, *Theory of Probability* (Oxford U. P., 1939).
- [**Jaynes 57a**] E. T. Jaynes, “How does the Brain do Plausible Reasoning” Stanford Univ. Microwave Lab. report 421 (1957), also published in *Maximum Entropy and Bayesian Methods in Science and Engineering*, G. J. Erickson and C. R. Smith (eds.) (Kluwer, 1988) and online at <http://bayes.wustl.edu>.
- [**Jaynes 57b**] E. T. Jaynes, “Information Theory and Statistical Mechanics” Phys. Rev. **106**, 620 and **108**, 171 (1957).
- [**Jaynes 65**] E. T. Jaynes, “Gibbs vs. Boltzmann Entropies,” Am. J. Phys. **33**, 391 (1965) (online at <http://bayes.wustl.edu>).
- [**Jaynes 83**] *E. T. Jaynes: Papers on Probability, Statistics and Statistical Physics* edited by R. D. Rosenkrantz (Reidel, Dordrecht, 1983), and papers online at <http://bayes.wustl.edu>.
- [**Jaynes 85**] E. T. Jaynes, “Bayesian Methods: General Background”, in *Maximum Entropy and Bayesian Methods in Applied Statistics*, J. H. Justice (ed.) (Cambridge U. P., 1985) and at <http://bayes.wustl.edu>.
- [**Jaynes 88**] E. T. Jaynes, ”The Evolution of Carnot’s Principle,” pp. 267-281 in *Maximum Entropy and Bayesian Methods in Science and Engineering* ed. by G. J. Erickson and C. R. Smith (Kluwer, 1988) (online at <http://bayes.wustl.edu>).
- [**Jaynes 92**] E. T. Jaynes, “The Gibbs Paradox” in *Maximum Entropy and Bayesian Methods*, ed. by C. R. Smith, G. J. Erickson and P. O. Neudorfer (Kluwer, Dordrecht, 1992).

- [**Jaynes 03**] E. T. Jaynes, *Probability Theory: The Logic of Science* edited by G. L. Bretthorst (Cambridge U. Press, 2003).
- [**Karbelkar 86**] S. N. Karbelkar, “On the axiomatic approach to the maximum entropy principle of inference,” *Pramana – J. Phys.* **26**, 301 (1986).
- [**Kass Wasserman 96**] R. E. Kass and L. Wasserman, *J. Am. Stat. Assoc.* **91**, 1343 (1996).
- [**Klein 70**] M. J. Klein, “Maxwell, His Demon, and the Second Law of Thermodynamics,” *American Scientist* **58**, 84 (1970).
- [**Klein 73**] M. J. Klein, “The Development of Boltzmann’s Statistical Ideas” in *The Boltzmann Equation* ed. by E. G. D. Cohen and W. Thirring, (Springer Verlag, 1973).
- [**Kullback 59**] S. Kullback, *Information Theory and Statistics* (Wiley, New York 1959).
- [**Landau 77**] L. D. Landau and E. M. Lifshitz, *Statistical Physics* (Pergamon, New York, 1977).
- [**Lucas 70**] J. R. Lucas, *The Concept of Probability* (Clarendon Press, Oxford, 1970).
- [**Mehra 98**] J. Mehra, “Josiah Willard Gibbs and the Foundations of Statistical Mechanics,” *Found. Phys.* **28**, 1785 (1998).
- [**von Mises 57**] R. von Mises, *Probability, Statistics and Truth* (Dover, 1957).
- [**Plastino 94**] A. R. Plastino and A. Plastino, *Phys. Lett.* **A193**, 140 (1994).
- [**Rao 45**] C. R. Rao: *Bull. Calcutta Math. Soc.* **37**, 81 (1945).
- [**Renyi 61**] A. Renyi, “On measures of entropy and information,” *Proc. 4th Berkeley Symposium on Mathematical Statistics and Probability*, Vol 1, p. 547 (U. of California Press, 1961).
- [**Rodríguez 90**] C. C. Rodríguez, “Objective Bayesianism and geometry” in *Maximum Entropy and Bayesian Methods*, P. F. Fougère (ed.) (Kluwer, Dordrecht, 1990).
- [**Rodríguez 91**] C. C. Rodríguez, “Entropic priors” in *Maximum Entropy and Bayesian Methods*, edited by W. T. Grandy Jr. and L. H. Schick (Kluwer, Dordrecht, 1991).
- [**Rodríguez 02**] C. C. Rodríguez: ‘Entropic Priors for Discrete Probabilistic Networks and for Mixtures of Gaussian Models’. In: *Bayesian Inference and Maximum Entropy Methods in Science and Engineering*, ed. by R. L. Fry, AIP Conf. Proc. **617**, 410 (2002) (arXiv.org/abs/physics/0201016).

- [**Rodriguez 03**] C. C. Rodriguez, “A Geometric Theory of Ignorance” (omega.albany.edu:8008/ignorance/ignorance03.pdf).
- [**Savage 72**] L. J. Savage, *The Foundations of Statistics* (Dover, 1972).
- [**Shannon 48**] C. E. Shannon, “The Mathematical Theory of Communication,” *Bell Syst. Tech. J.* **27**, 379 (1948).
- [**Shannon Weaver 49**] C. E. Shannon and W. Weaver, *The Mathematical Theory of Communication*, (U. Illinois Press, Urbana 1949).
- [**Shore Johnson 80**] J. E. Shore and R. W. Johnson, “Axiomatic derivation of the Principle of Maximum Entropy and the Principle of Minimum Cross-Entropy,” *IEEE Trans. Inf. Theory* **IT-26**, 26 (1980); “Properties of Cross-Entropy Minimization,” *IEEE Trans. Inf. Theory* **IT-27**, 26 (1981).
- [**Sivia Skilling 06**] D. S. Sivia and J. Skilling, *Data Analysis: a Bayesian tutorial* (Oxford U. Press, 2006).
- [**Skilling 88**] J. Skilling, “The Axioms of Maximum Entropy” in *Maximum-Entropy and Bayesian Methods in Science and Engineering*, G. J. Erickson and C. R. Smith (eds.) (Kluwer, Dordrecht, 1988).
- [**Skilling 89**] J. Skilling, “Classic Maximum Entropy” in *Maximum Entropy and Bayesian Methods*, ed. by J. Skilling (Kluwer, Dordrecht, 1989).
- [**Skilling 90**] J. Skilling, “Quantified Maximum Entropy” in *Maximum Entropy and Bayesian Methods*, ed. by P. F. Fougère (Kluwer, Dordrecht, 1990).
- [**Stapp 72**] H. P. Stapp, “The Copenhagen Interpretation” *Am. J. Phys.* **40**, 1098 (1972).
- [**Tribus 69**] M. Tribus, *Rational Descriptions, Decisions and Designs* (Pergamon, New York, 1969).
- [**Tsallis 88**] C. Tsallis, *J. Stat. Phys.* **52**, 479 (1988).
- [**Tseng Caticha 01**] C.-Y. Tseng and A. Caticha, “Yet another resolution of the Gibbs paradox: an information theory approach,” in *Bayesian Inference and Maximum Entropy Methods in Science and Engineering*, ed. by R. L. Fry, *A.I.P. Conf. Proc.* Vol. 617, p. 331 (2002) (arXiv.org/abs/cond-mat/0109324).
- [**Uffink 95**] J. Uffink, “Can the Maximum Entropy Principle be explained as a consistency Requirement?” *Studies in History and Philosophy of Modern Physics* **26B**, 223 (1995).
- [**Uffink 03**] J. Uffink, “Irreversibility and the Second Law of Thermodynamics,” in *Entropy*, ed. by A. Greven et al. (Princeton U. Press, 2003).

- [Uffink 04] J. Uffink, “Boltzmann’s Work in Statistical Physics” in *The Stanford Encyclopedia of Philosophy* (<http://plato.stanford.edu>).
- [Williams 80] P. M. Williams, *Brit. J. Phil. Sci.* **31**, 131 (1980).
- [Wilson 81] S. S. Wilson, “Sadi Carnot,” *Scientific American*, August 1981, p. 134.

Suggestions for further reading

Here is a very incomplete and very biased list of references on topics that we plan to include in future editions of these lectures. The topics range from inference proper – the assignment of priors, information geometry, model selection, inductive inquiry, evolutionary Bayes – to the applications of all these ideas to the foundations of quantum, classical, statistical, and gravitational physics.

- [Caticha 98a] A. Caticha, “Consistency and Linearity in Quantum Theory,” *Phys. Lett.* **A244**, 13 (1998) (arXiv.org/abs/quant-ph/9803086).
- [Caticha 98b] A. Caticha, “Consistency, Amplitudes and Probabilities in Quantum Theory,” *Phys. Rev.* **A57**, 1572 (1998) (arXiv.org/abs/quant-ph/9804012).
- [Caticha 98c] A. Caticha, “Insufficient reason and entropy in quantum theory,” *Found. Phys.* **30**, 227 (2000) (arXiv.org/abs/quant-ph/9810074).
- [Caticha 00] A. Caticha, ‘Maximum entropy, fluctuations and priors’, in *Bayesian Methods and Maximum Entropy in Science and Engineering*, ed. by A. Mohammad-Djafari, *AIP Conf. Proc.* **568**, 94 (2001) (arXiv.org/abs/math-ph/0008017).
- [Caticha 01] A. Caticha, ‘Entropic Dynamics’, in *Bayesian Methods and Maximum Entropy in Science and Engineering*, ed. by R. L. Fry, *A.I.P. Conf. Proc.* **617** (2002) (arXiv.org/abs/gr-qc/0109068).
- [Caticha 04] A. Caticha “Questions, Relevance and Relative Entropy,” in *Bayesian Inference and Maximum Entropy Methods in Science and Engineering*, R. Fischer *et al.* *A.I.P. Conf. Proc.* Vol. **735**, (2004) (arXiv.org/abs/gr-qc/0409175).
- [Caticha 05] A. Caticha, “The Information Geometry of Space and Time” in *Bayesian Inference and Maximum Entropy Methods in Science and Engineering*, ed. by K. Knuth *et al.* *AIP Conf. Proc.* **803**, 355 (2006) (arXiv.org/abs/gr-qc/0508108).
- [Caticha Cafaro 07] A. Caticha and C. Cafaro, ‘From Information Geometry to Newtonian Dynamics’, in *Bayesian Inference and Maximum Entropy Methods in Science and Engineering*, ed. by K. Knuth *et al.*, *AIP Conf. Proc.* **954**, 165 (2007) (arXiv.org/abs/0710.1071).

- [**CatichaN Kinouchi 98**] N. Caticha and O. Kinouchi, "Time ordering in the evolution of information processing and modulation systems," *Phil. Mag.* **B 77**, 1565 (1998).
- [**CatichaN Neirotti 06**] N. Caticha and J. P. Neirotti, "The evolution of learning systems: to Bayes or not to be," in *Bayesian Inference and Maximum Entropy Methods in Science and Engineering*, ed. by A. Mohammad-Djafari, AIP Conf. Proc. **872**, 203 (2006).
- [**Dewar 03**] R. Dewar, "Information theory explanation of the fluctuation theorem, maximum entropy production and self-organized criticality in non-equilibrium stationary states," *J. Phys. A: Math. Gen.* **36** 631 (2003).
- [**Dewar 05**] R. Dewar, "Maximum entropy production and the fluctuation theorem," *J. Phys. A: Math. Gen.* **38** L371 (2003).
- [**Jaynes 79**] E. T. Jaynes, "Where do stand on maximum entropy?" in *The Maximum Entropy Principle* ed. by R. D. Levine and M. Tribus (MIT Press 1979).
- [**Knuth 02**] K. H. Knuth, "What is a question?" in *Bayesian Inference and Maximum Entropy Methods in Science and Engineering*, ed. by C. Williams, AIP Conf. Proc. **659**, 227 (2002).
- [**Knuth 03**] K. H. Knuth, "Deriving laws from ordering relations" in *Bayesian Inference and Maximum Entropy Methods in Science and Engineering*, ed. by G.J. Erickson and Y. Zhai, AIP Conf. Proc. **707**, 204 (2003).
- [**Knuth 05**] K. H. Knuth, "Lattice duality: The origin of probability and entropy," *Neurocomputing* **67C**, 245 (2005).
- [**Knuth 06**] K. H. Knuth, "Valuations on lattices and their application to information theory," Proc. IEEE World Congress on Computational Intelligence (2006).
- [**Neirotti CatichaN 03**] J. P. Neirotti and N. Caticha, "Dynamics of the evolution of learning algorithms by selection" *Phys. Rev.* **E 67**, 041912 (2003).
- [**Rodríguez 89**] C. C. Rodríguez, "The metrics generated by the Kullback number" in *Maximum Entropy and Bayesian Methods*, J. Skilling (ed.) (Kluwer, Dordrecht, 1989) (omega.albany.edu:8008).
- [**Rodríguez 98**] C. C. Rodríguez, "Are we cruising a hypothesis space?" (arxiv.org/abs/physics/9808009).
- [**Rodríguez 04**] C. C. Rodríguez, "The Volume of Bitnets" (omega.albany.edu:8008/bitnets/bitnets.pdf).
- [**Rodríguez 05**] C. C. Rodríguez, "The ABC of model selection: AIC, BIC and the new CIC" (omega.albany.edu:8008/CIC/me05.pdf).

- [**Tseng Caticha 04**] C. Y. Tseng and A. Caticha, “Maximum Entropy and the Variational Method in Statistical Mechanics: an Application to Simple Fluids” ([arXiv.org/abs/cond-mat/0411625](https://arxiv.org/abs/cond-mat/0411625)).