



INSTITUT NATIONAL DE RECHERCHE EN INFORMATIQUE ET EN AUTOMATIQUE

*Analytical Solution for Wave Propagation in  
Stratified Acoustic/Porous Media. Part II: the 3D  
Case*

Julien Diaz — Abdelaâziz Ezziani

N° 6595

Juillet 2008

Thème NUM

 *rapport  
de recherche*

arXiv:0807.4069v1 [math.AP] 25 Jul 2008

ISSN 0249-6399 ISRN INRIA/RR--6595--FR+ENG



## Analytical Solution for Wave Propagation in Stratified Acoustic/Porous Media. Part II: the 3D Case

Julien Diaz\* †, Abdelaâziz Ezziani† \*

Thème NUM — Systèmes numériques  
Équipe-Projet Magique-3D

Rapport de recherche n° 6595 — Juillet 2008 — 29 pages

**Abstract:** We are interested in the modeling of wave propagation in an infinite bilayered acoustic/poroelastic media. We consider the biphasic Biot's model in the poroelastic layer. The first part is devoted to the calculation of analytical solution in two dimensions, thanks to Cagniard de Hoop method. In this second part we consider the 3D case.

**Key-words:** Biot's model, poroelastic waves, acoustic waves, acoustic/poroelastic coupling, analytical solution, Cagniard-De Hoop's technique.

\* EPI Magique-3D, Centre de Recherche Inria Bordeaux Sud-Ouest

† Laboratoire de Mathématiques et de leurs Applications, CNRS UMR-5142, Université de Pau et des Pays de l'Adour – Bâtiment IPRA, avenue de l'Université – BP 1155-64013 PAU CEDEX

## **Solution analytique pour la propagation d'ondes en milieu stratifié hétérogène acoustique/poroélastique. Partie II : en dimension 3**

**Résumé :** Nous nous intéressons à la modélisation de la propagation d'ondes dans les milieux infinis bicouche acoustique/poroélastique. Nous considérons le modèle bi-phasique de Biot dans la couche poroélastique. La première partie est consacrée au calcul de la solution analytique en dimension deux à l'aide de la technique de Cagniard-De Hoop. Dans cette deuxième partie nous considérons le cas de la dimension 3.

**Mots-clés :** Modèle de Biot, ondes poroélastiques, ondes acoustiques, couplage acoustique/poroélastique, solution analytique, technique de Cagniard de Hoop.

## Introduction

The computation of analytical solutions for wave propagation problems is of high importance for the validation of numerical computational codes or for a better understanding of the reflexion/transmission properties of the media. Cagniard-de Hoop method [4, 6] is a useful tool to obtain such solutions and permits to compute each type of waves (P wave, S wave, head wave...) independently. Although it was originally dedicated to the solution of elastodynamic wave propagation, it can be applied to any transient wave propagation problem in stratified media. However, as far as we know, few works have been dedicated to the application of this method to poroelastic medium. In [12] the analytical solution of poroelastic wave propagation in an homogeneous 2D medium is provided and in [13] the authors compute the analytical expression of the reflected wave at the interface between an acoustic and a poroelastic layer in two dimension but they do not explicit the expression of the transmitted waves.

In order to validate computational codes of wave propagation in poroelastic media, we have implemented the codes Gar6more 2D [10] and Gar6more 3D [11] which provide the complete solution (reflected and transmitted waves) of the propagation of wave in stratified 2D or 3D media composed of acoustic/acoustic, acoustic/elastic, acoustic/poroelastic or poroelastic/poroelastic. The 2D code and the 3D code are freely downloadable at

<http://www.spice-rtn.org/library/software/Gar6more2D>.

and

<http://www.spice-rtn.org/library/software/Gar6more3D>.

In previous studies [8, 9] we have presented the 2D acoustic/poroelastic and poroelastic/poroelastic cases and we focus here on the 3D acoustic/poroelastic case, the 3D poroelastic/poroelastic case will be the object of forthcoming papers. We first present the model problem we want to solve and derive the Green problem from it (section 1). Then we present the analytical solution of wave propagation in a stratified 3D medium composed of an acoustic and a poroelastic layer (section 2) and we detail the computation of the solution (section 3). Finally we illustrate our results through numerical applications (section 4).

## 1 The model problem

We consider an infinite three dimensional medium ( $\Omega = \mathbf{R}^3$ ) composed of an homogeneous acoustic layer  $\Omega^+ = \mathbf{R}^3 \times ]-\infty, 0]$  and an homogeneous poroelastic layer  $\Omega^- = \mathbf{R}^3 \times [0, +\infty[$  separated by an horizontal interface  $\Gamma$  (see Fig. 1). We first describe the equations in the two layers (§1.1 and §1.2) and the transmission conditions on the interface  $\Gamma$  (§1.3), then we present the Green problem from which we compute the analytical solution (§1.4).

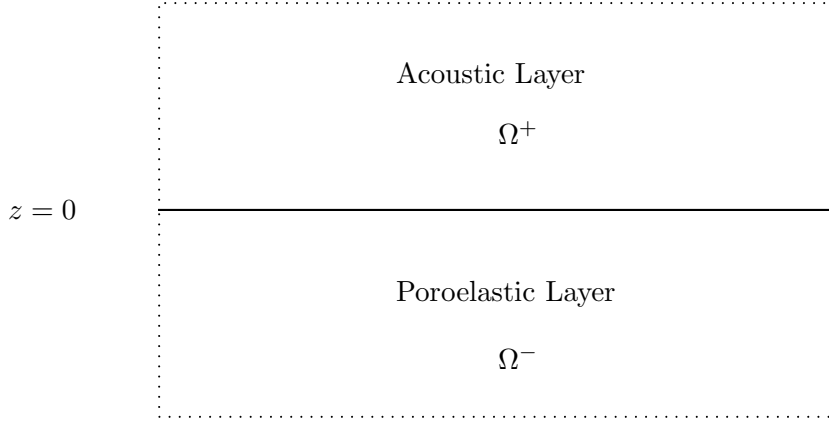


Figure 1: Configuration of the study

### 1.1 The equation of acoustics

In the acoustic layer we consider the second order formulation of the wave equation with a point source in space, a regular source function  $f$  in time and zero initial conditions:

$$\left\{ \begin{array}{ll} \ddot{P}^+ - V^{+2} \Delta P^+ = \delta_x \delta_y \delta_{z-h} f(t), & \text{in } \Omega^+ \times ]0, T], \\ \ddot{U}^+ = -\frac{1}{\rho^+} \nabla P^+, & \text{in } \Omega^+ \times ]0, T], \\ P^+(x, y, 0) = 0, \dot{P}^+(x, y, 0) = 0, & \text{in } \Omega^+ \\ \mathbf{U}^+(x, y, 0) = 0, \dot{\mathbf{U}}^+(x, y, 0) = 0, & \text{in } \Omega^+ \end{array} \right. \quad (1)$$

where

- $P^+$  is the pressure;
- $\mathbf{U}^+$  is the displacement field;
- $V^+$  is the celerity of the wave;
- $\rho^+$  is the density of the fluid.

## 1.2 Biot's model

In the second layer we consider the second order formulation of the poroelastic equations [1, 2, 3]

$$\left\{ \begin{array}{ll} \rho^- \ddot{\mathbf{U}}_s^- + \rho_f^- \ddot{\mathbf{W}}^- - \nabla \cdot \Sigma^- = 0, & \text{in } \Omega^- \times ]0, T], \\ \rho_f^- \ddot{\mathbf{U}}_s^- + \rho_w^- \ddot{\mathbf{W}}^- + \frac{1}{\mathcal{K}^-} \dot{\mathbf{W}}^- + \nabla P^- = 0, & \text{in } \Omega^- \times ]0, T], \\ \Sigma^- = \lambda^- \nabla \cdot \mathbf{U}_s^- \mathbf{I}_3 + 2\mu^- \varepsilon(\mathbf{U}_s^-) - \beta^- P^- \mathbf{I}_3, & \text{in } \Omega^- \times ]0, T], \\ \frac{1}{m^-} P^- + \beta^- \nabla \cdot \mathbf{U}_s^- + \nabla \cdot \mathbf{W}^- = 0, & \text{in } \Omega^- \times ]0, T], \\ \mathbf{U}_s^-(x, 0) = 0, \mathbf{W}^-(x, 0) = 0, & \text{in } \Omega^-, \\ \dot{\mathbf{U}}_s^-(x, 0) = 0, \dot{\mathbf{W}}^-(x, 0) = 0, & \text{in } \Omega^-, \end{array} \right. \quad (2)$$

with

$$(\nabla \cdot \Sigma^-)_i = \sum_{j=1}^3 \frac{\partial \Sigma_{ij}^-}{\partial x_j} \quad \forall i = 1, 3, \mathbf{I}_3 \text{ is the usual identity matrix of } \mathcal{M}_3(\mathbb{R}),$$

and  $\varepsilon(\mathbf{U}_s^-)$  is the solid strain tensor defined by:

$$\varepsilon_{ij}(\mathbf{U}) = \frac{1}{2} \left( \frac{\partial U_i}{\partial x_j} + \frac{\partial U_j}{\partial x_i} \right).$$

In (2), the unknowns are:

- $\mathbf{U}_s^-$  the displacement field of solid particles;
- $\mathbf{W}^- = \phi^-(\mathbf{U}_f^- - \mathbf{U}_s^-)$ , the relative displacement,  $\mathbf{U}_f^-$  being the displacement field of fluid particle and  $\phi^-$  the porosity;
- $P^-$ , the fluid pressure;
- $\Sigma^-$ , the solid stress tensor.

The parameters describing the physical properties of the medium are given by:

- $\rho^- = \phi^- \rho_f^- + (1 - \phi^-) \rho_s^-$  is the overall density of the saturated medium, with  $\rho_s^-$  the density of the solid and  $\rho_f^-$  the density of the fluid;
- $\rho_w^- = a^- \rho_f^- / \phi^-$ , where  $a^-$  the tortuosity of the solid matrix;

- $\mathcal{K}^- = \kappa^- / \eta^-$ ,  $\kappa^-$  is the permeability of the solid matrix and  $\eta$  is the viscosity of the fluid;
- $m^-$  and  $\beta^-$  are positive physical coefficients:  $\beta^- = 1 - K_b^- / K_s^-$   
and  $m^- = \left[ \phi^- / K_f^- + (\beta^- - \phi^-) / K_s^- \right]^{-1}$ , where  $K_s^-$  is the bulk modulus of the solid,  
 $K_f^-$  is the bulk modulus of the fluid and  $K_b^-$  is the frame bulk modulus;
- $\mu^-$  is the frame shear modulus, and  $\lambda^- = K_b^- - 2\mu^- / 3$  is the Lamé constant.

### 1.3 Transmission conditions

Let  $\mathbf{n}$  be the unitary normal vector of  $\Gamma$  outwardly directed to. The transmission conditions on the interface between the acoustic and porous medium are [5] :

$$\begin{cases} \mathbf{W}^- \cdot \mathbf{n} = (\mathbf{U}^+ - \mathbf{U}_s^-) \cdot \mathbf{n}, \\ P^- = P^+, \\ \Sigma^- \mathbf{n} = -P^+ \mathbf{n}. \end{cases} \quad (3)$$

### 1.4 The Green problem

We won't compute directly the solution to (1-2-3) but the solution to the following Green problem:

$$\ddot{p}^+ - V^{+2} \Delta p^+ = \delta_x \delta_y \delta_{z-h} \delta_t, \quad \text{in } \Omega^+ \times ]0, T], \quad (4a)$$

$$\ddot{\mathbf{u}}^+ = -\frac{1}{\rho^+} \nabla p^+, \quad \text{in } \Omega^+ \times ]0, T], \quad (4b)$$

$$\rho^- \ddot{\mathbf{u}}_s^- + \rho_f^- \ddot{\mathbf{w}}^- - \nabla \cdot \sigma^- = 0, \quad \text{in } \Omega^- \times ]0, T], \quad (5a)$$

$$\rho_f^- \ddot{\mathbf{u}}_s^- + \rho_w^- \ddot{\mathbf{w}}^- + \frac{1}{\mathcal{K}^-} \dot{\mathbf{w}}^- + \nabla p^- = 0, \quad \text{in } \Omega^- \times ]0, T], \quad (5b)$$

$$\sigma^- = \lambda^- \nabla \cdot \mathbf{u}_s^- \mathbf{I}_3 + 2\mu^- \varepsilon(\mathbf{u}_s^-) - \beta^- p^- \mathbf{I}_3, \quad \text{in } \Omega^- \times ]0, T], \quad (5c)$$

$$\frac{1}{m^-} p^- + \beta^- \nabla \cdot \mathbf{u}_s^- + \nabla \cdot \mathbf{w}^- = 0, \quad \text{in } \Omega^- \times ]0, T], \quad (5d)$$

$$\mathbf{w}^- \cdot \mathbf{n} = (\mathbf{u}^+ - \mathbf{u}_s^-) \cdot \mathbf{n}, \quad \text{on } \Gamma, \quad (6a)$$

$$p^- = p^+, \quad \text{on } \Gamma, \quad (6b)$$

$$\sigma^- \mathbf{n} = -p^+ \mathbf{n}, \quad \text{on } \Gamma. \quad (6c)$$

The solution to (1-2-3) is then computed from the solution of the Green Problem thanks to a convolution by the source function. For instance we have :

$$P^+(x, y, t) = p^+(x, y, \cdot) * f(\cdot) = \int_0^t p^+(x, y, \tau) f(t - \tau) d\tau$$



(we have similar relations for the other unknowns). We also suppose that the poroelastic medium is non dissipative, i.e the viscosity  $\eta^- = 0$ . Using the equations (5c, 5d) we can eliminate  $\sigma^-$  and  $p^-$  in (5) and we obtain the the equivalent system:

$$\begin{cases} \rho^- \ddot{\mathbf{u}}_s^- + \rho_f^- \ddot{\mathbf{w}}^- - \alpha^- \nabla(\nabla \cdot \mathbf{u}_s^-) + \mu^- \nabla \times (\nabla \times \mathbf{u}_s^-) - m^- \beta^- \nabla(\nabla \cdot \mathbf{w}^-) = 0, & z < 0 \\ \rho_f^- \ddot{\mathbf{u}}_s^- + \rho_w^- \ddot{\mathbf{w}}^- - m^- \beta^- \nabla(\nabla \cdot \mathbf{u}_s^-) - m^- \nabla(\nabla \cdot \mathbf{w}^-) = 0, & z < 0 \end{cases} \quad (7)$$

with  $\alpha^- = \lambda^- + 2\mu^- + m^- \beta^{-2}$ .

And using the equation (4b) the transmission conditions (6) on  $z = 0$  are rewritten as:

$$\ddot{u}_{sz}^- + \ddot{w}_z^- = -\frac{1}{\rho^+} \partial_z p^+, \quad (8a)$$

$$-m^- \beta^- \nabla \cdot \mathbf{u}_s^- - m^- \nabla \cdot \mathbf{w}^- = p^+, \quad (8b)$$

$$\partial_z u_{sx}^- + \partial_x u_{sz}^- = 0, \quad (8c)$$

$$\partial_z u_{sy}^- + \partial_y u_{sz}^- = 0, \quad (8d)$$

$$(\lambda^- + m^- \beta^{-2}) \nabla \cdot \mathbf{u}_s^- + 2\mu^- \partial_z u_{sz}^- + m^- \beta^- \nabla \cdot \mathbf{w}^- = -p^+. \quad (8e)$$

We split the displacement fields  $\mathbf{u}_s^-$  and  $\mathbf{u}_f^-$  into irrotationnal and isovolumic fields (P-wave and S-wave):

$$\mathbf{u}_s^- = \nabla \Theta_u^- + \nabla \times \Psi_u^- ; \quad \mathbf{w}^- = \nabla \Theta_w^- + \nabla \times \Psi_w^-. \quad (9)$$

The vectors  $\Psi_u$  and  $\Psi_w$  are not uniquely defined since:

$$\nabla \times (\Psi_\ell + \nabla C) = \nabla \times \Psi_\ell, \quad \forall \ell \in \{u, w\}$$

for all scalar field  $C$ . To define a unique  $\Psi_\ell$  we impose the gauge condition:

$$\nabla \cdot \Psi_\ell = 0$$

The vectorial space of  $\Psi_\ell^\pm$  verifying this last condition is written as:

$$\Psi_\ell = \begin{bmatrix} \partial_y \\ -\partial_x \\ 0 \end{bmatrix} \Psi_{\ell,1} + \begin{bmatrix} \partial_{xz}^2 \\ \partial_{yz}^2 \\ -\partial_{xx}^2 - \partial_{yy}^2 \end{bmatrix} \Psi_{\ell,2},$$

where  $\Psi_{\ell,1}$  and  $\Psi_{\ell,2}$  are two scalar fields. The displacement fields  $\mathbf{u}_s^-$  and  $\mathbf{w}^-$  are written in the form:

$$\mathbf{u}_s^- = \nabla \Theta_u^- + \begin{bmatrix} \partial_{xz}^2 \\ \partial_{yz}^2 \\ -\partial_{xx}^2 - \partial_{yy}^2 \end{bmatrix} \Psi_{u,1}^- - \begin{bmatrix} \partial_y \\ -\partial_x \\ 0 \end{bmatrix} \Delta \Psi_{u,2}^- \quad (10)$$

$$\mathbf{w}^- = \nabla \Theta_w^- + \begin{bmatrix} \partial_{xz}^2 \\ \partial_{yz}^2 \\ -\partial_{xx}^2 - \partial_{yy}^2 \end{bmatrix} \Psi_{w,1}^- - \begin{bmatrix} \partial_y \\ -\partial_x \\ 0 \end{bmatrix} \Delta \Psi_{w,2}^-$$

We can then rewrite system (7) in the following form:

$$\begin{cases} A^- \ddot{\Theta}^- - B^- \Delta \Theta^- = 0, & z < 0 \\ \ddot{\Psi}_{u,1}^- - V_S^{-2} \Delta \Psi_{u,1}^- = 0, & z < 0 \\ \ddot{\Psi}_{u,2}^- - V_S^{-2} \Delta \Psi_{u,2}^- = 0, & z < 0 \\ \ddot{\Psi}_w^- = -\frac{\rho_f^-}{\rho_w^-} \ddot{\Psi}_u^-, & z < 0 \end{cases} \quad (11)$$

where  $\Theta^- = (\Theta_u^-, \Theta_w^-)^t$ ,  $A^-$  and  $B^-$  are  $2 \times 2$  symmetric matrices:

$$A^- = \begin{pmatrix} \rho^- & \rho_f^- \\ \rho_f^- & \rho_w^- \end{pmatrix}; \quad B^- = \begin{pmatrix} \lambda^- + 2\mu^- + m^-(\beta^-)^2 & m^-\beta^- \\ m^-\beta^- & m^- \end{pmatrix},$$

and

$$V_S^- = \sqrt{\frac{\mu \rho_w^-}{\rho^- \rho_w^- - \rho_f^{-2}}}$$

is the S-wave velocity.

We multiply the first equation of the system (11) by the inverse of  $A$ . The matrix  $A^{-1}B$  is diagonalizable:  $A^{-1}B = \mathcal{P}D\mathcal{P}^{-1}$ , where  $\mathcal{P}$  is the change-of-coordinate matrix,  $D = \text{diag}(V_{P_f}^{-2}, V_{P_s}^{-2})$  is the diagonal matrix similar to  $A^{-1}B$ ,  $V_{P_f}^-$  and  $V_{P_s}^-$  are respectively the fast P-wave velocity and the slow P-wave velocity ( $V_{P_s}^- < V_{P_f}^-$ ).

Using the change of variables

$$\Phi^- = (\Phi_{P_f}^-, \Phi_{P_s}^-)^t = \mathcal{P}^{-1} \Theta^-, \quad (12)$$

we obtain the uncoupled system on fast P-waves, slow P-waves and S-waves:

$$\begin{cases} \ddot{\Phi}^- - D \Delta \Phi^- = 0, & z < 0 \\ \ddot{\Psi}_{u,i}^- - V_S^{-2} \Delta \Psi_{u,i}^- = 0, \quad i = 1, 2, & z < 0 \\ \Psi_w^- = -\frac{\rho_f^-}{\rho_w^-} \Psi_u^-. & z < 0 \end{cases} \quad (13)$$

Using the transmission conditions (8c)-(8d), we obtain:

$$2\partial_{xz}^2 \Theta_u^- + \partial_x(\partial_{zz}^2 - \Delta_\perp) \Psi_{u,1}^- - \partial_{yz}^2 \Delta \Psi_{u,2}^- = 0, \quad \text{on } \Gamma, \quad (14a)$$

$$2\partial_{yz}^2 \Theta_u^- + \partial_y(\partial_{zz}^2 - \Delta_\perp) \Psi_{u,1}^- + \partial_{xz}^2 \Delta \Psi_{u,2}^- = 0, \quad \text{on } \Gamma, \quad (14b)$$

with  $\Delta_\perp = \partial_{xx}^2 + \partial_{yy}^2$ . Applying the derivative  $\partial_y$  to the equation (14a),  $\partial_x$  to the equation (14b) and subtracting the first obtained equation from the second one, we get:

$$(\partial_z \Delta_\perp) \Delta \Psi_{u,2}^- = 0, \quad \text{on } \Gamma, \quad (15)$$

moreover, using that  $\Psi_{u,2}^-$  satisfies the wave equation:

$$\ddot{\Psi}_{u,2}^- - V_S^{-2} \Delta \Psi_{u,2}^- = 0, \quad z < 0$$

and that  $\mathbf{u}_s^-$  and  $\mathbf{w}^-$  satisfy, at  $t = 0$ ,  $\mathbf{u}_s^- = \dot{\mathbf{u}}_s^- = \mathbf{w}^- = \dot{\mathbf{w}}^- = 0$ , we obtain:

$$\Psi_{u,2}^- = 0, \quad z \leq 0,$$

and from (14) we deduce the transmission condition equivalent to (8c) and(8d):

$$2\partial_z^2 \Theta_u^- + (\partial_{zz}^2 - \Delta_\perp) \Psi_{u,1}^- = 0, \quad \text{on } \Gamma. \quad (16)$$

Finally, we obtain the Green problem equivalent to (4,5,6):

$$\begin{cases} \ddot{p}^+ - V^{+2} \Delta p^+ = \delta_x \delta_y \delta_{z-h} \delta_t, & z > 0 \\ \ddot{\Phi}_i^- - V_i^{-2} \Delta \Phi_i^- = 0, \quad i \in \{Pf, Ps, S\} & z < 0 \\ \mathcal{B}(p^+, \Phi_{Pf}^-, \Phi_{Ps}^-, \Phi_S^-) = 0, & z = 0 \end{cases} \quad (17)$$

where we have set  $\Phi_S^- = \Psi_{u,1}^-$  in order to have similar notations for the  $Pf$ ,  $Ps$  and  $S$  waves. The operator  $\mathcal{B}$  represents the transmission conditions on  $\Gamma$ :

$$\mathcal{B} \begin{pmatrix} p^+ \\ \Phi_{Pf}^- \\ \Phi_{Ps}^- \\ \Phi_S^- \end{pmatrix} = \begin{bmatrix} \frac{1}{\rho^+} \partial_z & (\mathcal{P}_{11} + \mathcal{P}_{21}) \partial_{ztt}^3 & (\mathcal{P}_{12} + \mathcal{P}_{22}) \partial_{ztt}^3 & \left(\frac{\rho_f^-}{\rho_w} - 1\right) \partial_{tt}^2 \Delta_\perp \\ 1 & \frac{m^-(\beta^- \mathcal{P}_{11} + \mathcal{P}_{21})}{V_{Pf}^{-2}} \partial_{tt}^2 & \frac{m^-(\beta^- \mathcal{P}_{12} + \mathcal{P}_{22})}{V_{Ps}^{-2}} \partial_{tt}^2 & 0 \\ 0 & 2\mathcal{P}_{11} \partial_z & 2\mathcal{P}_{12} \partial_z & \partial_{zz}^2 - \Delta_\perp \\ 1 & \mathcal{B}_{42} & \mathcal{B}_{43} & -2\mu^- \partial_z \Delta_\perp \end{bmatrix} \begin{bmatrix} p^+ \\ \Phi_{Pf}^- \\ \Phi_{Ps}^- \\ \Phi_S^- \end{bmatrix}$$

where  $\mathcal{P}_{ij}$ ,  $i, j = 1, 2$  are the components of the change-of-coordinates matrix  $\mathcal{P}$ ,  $\mathcal{B}_{42}$  and  $\mathcal{B}_{43}$  are given by:

$$\mathcal{B}_{42} = \frac{(\lambda^- + m^- \beta^{-2}) \mathcal{P}_{11} + m^- \beta^- \mathcal{P}_{21}}{V_{Pf}^{-2}} \partial_{tt}^2 + 2\mu^- \mathcal{P}_{11} \partial_{zz}^2,$$

$$\mathcal{B}_{43} = \frac{(\lambda^- + m^- \beta^{-2}) \mathcal{P}_{12} + m^- \beta^- \mathcal{P}_{22}}{V_{Ps}^{-2}} \partial_{tt}^2 + 2\mu^- \mathcal{P}_{12} \partial_{zz}^2.$$

To obtain this operator we have used the transmission conditions (8a,8b,16,8e), the change of variables (9) and the uncoupled system (13).

Moreover, we can determine the solid displacement  $\mathbf{u}_s^-$  by using the change of variables (9) and the fluid displacement  $\mathbf{u}^+$  by using (4b).

## 2 Expression of the analytical solution

Since the problem is invariant by a rotation around the  $z$ -axis, we will only consider the case  $y = 0$  and  $x > 0$ , so that the  $y$ -component of all the displacements are zero. The solution for  $y \neq 0$  or  $x \leq 0$  is deduced from the solution for  $y = 0$  by the relations

$$p(x, y, z, t) = p(\sqrt{x^2 + y^2}, 0, z, t) \quad (18)$$

$$u_{sx}(x, y, z, t) = \frac{x}{\sqrt{x^2 + y^2}} u_{sx}(\sqrt{x^2 + y^2}, 0, z, t) \quad (19)$$

$$u_{sy}(x, y, z, t) = \frac{y}{\sqrt{x^2 + y^2}} u_{sx}(\sqrt{x^2 + y^2}, 0, z, t) \quad (20)$$

$$u_{sz}(x, y, z, t) = u_{sz}(\sqrt{x^2 + y^2}, 0, z, t) \quad (21)$$

To state our results, we need the following notations and definitions:

1. **Definition of the complex square root.** For  $q_x \in \mathbb{C} \setminus \mathbb{R}^-$ , we use the following definition of the square root  $g(q_x) = q_x^{1/2}$ :

$$g(q_x)^2 = q_x \quad \text{and} \quad \Re[g(q_x)] > 0.$$

The branch cut of  $g(q_x)$  in the complex plane will thus be the half-line defined by  $\{q_x \in \mathbb{R}^-\}$  (see Fig. 2). In the following, we'll use the abuse of notation  $g(q_x) = i\sqrt{-q_x}$  for  $q_x \in \mathbb{R}^-$ .

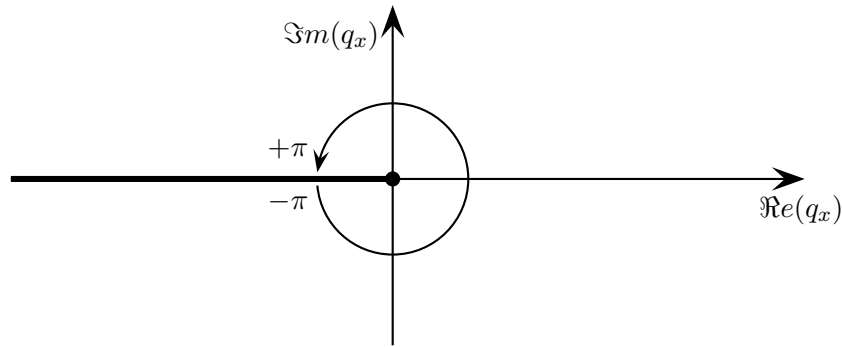


Figure 2: Definition of the function  $x \mapsto (x)^{1/2}$

2. **Definition of the fictitious velocities** For a given  $q \in \mathbb{R}$ , we define the fictitious velocities  $\mathcal{V}^+(q)$  and  $\mathcal{V}_i^-(q)$  for  $i \in \{Pf, Ps, S\}$  by

$$\mathcal{V}^+ := \mathcal{V}^+(q) = V^+ \sqrt{\frac{1}{1 + V^{+2} q^2}} \quad \text{and} \quad \mathcal{V}_i^- := \mathcal{V}_i^-(q) = V_i^- \sqrt{\frac{1}{1 + V_i^{-2} q^2}}.$$

These fictitious velocities will be helpful to turn the 3D-problem into the sum of 2D-problems indexed by the variable  $q$ . Note that  $\mathcal{V}^+(0)$  and  $\mathcal{V}_i^-(0)$  correspond to the real velocities  $V^+$  and  $V_i^-$ .

3. **Definition of the functions  $\kappa^+$  and  $\kappa_i^-$ .** For  $i \in \{Pf, Ps, S\}$  and  $(q_x, q_y) \in \mathbb{C} \times \mathbb{R}$ , we define the functions

$$\kappa^+ := \kappa^+(q_x, q_y) = \left( \frac{1}{V^{+2}} + q_x^2 + q_y^2 \right)^{1/2} = \left( \frac{1}{\mathcal{V}^{+2}(q_y)} + q_x^2 \right)^{1/2}.$$

and

$$\kappa_i^- := \kappa_i^-(q_x, q_y) = \left( \frac{1}{V_i^{-2}} + q_x^2 + q_y^2 \right)^{1/2} = \left( \frac{1}{\mathcal{V}_i^{-2}(q_y)} + q_x^2 \right)^{1/2}.$$

4. **Definition of the reflection and transmission coefficients.** For a given  $(q_x, q_y) \in \mathbb{C} \times \mathbb{R}$ , we denote by  $\mathcal{R}(q_x, q_y)$ ,  $\mathcal{T}_{Pf}(q_x, q_y)$ ,  $\mathcal{T}_{Ps}(q_x, q_y)$  and  $\mathcal{T}_S(q_x, q_y)$  the solution of the linear system

$$\mathcal{A}(q_x, q_y) \begin{bmatrix} \mathcal{R}(q_x, q_y) \\ \mathcal{T}_{Pf}(q_x, q_y) \\ \mathcal{T}_{Ps}(q_x, q_y) \\ \mathcal{T}_S(q_x, q_y) \end{bmatrix} = -\frac{1}{2\kappa^+(q_x, q_y)V^{+2}} \begin{bmatrix} \frac{\kappa^+(q_x, q_y)}{\rho^+} \\ 1 \\ 0 \\ 1 \end{bmatrix}, \quad (22)$$

where the matrix  $\mathcal{A}(q_x, q_y)$  is defined by:

$$\mathcal{A}(q_x, q_y) =$$

$$\begin{bmatrix} -\frac{\kappa^+(q_x, q_y)}{\rho^+} & (\mathcal{P}_{11} + \mathcal{P}_{21})\kappa_{Pf}^-(q_x, q_y) & (\mathcal{P}_{12} + \mathcal{P}_{22})\kappa_{Ps}^-(q_x, q_y) & \left(1 - \frac{\rho_f^-}{\rho_w^-}\right)(q_x^2 + q_y^2) \\ 1 & \frac{m^-}{V_{Pf}^-2}(\beta^- \mathcal{P}_{11} + \mathcal{P}_{21}) & \frac{m^-}{V_{Ps}^-2}(\beta^- \mathcal{P}_{12} + \mathcal{P}_{22}) & 0 \\ 0 & 2\mathcal{P}_{11}\kappa_{Pf}^-(q_x, q_y) & 2\mathcal{P}_{12}\kappa_{Ps}^-(q_x, q_y) & \kappa_S^{-2}(q_x, q_y) + q_x^2 + q_y^2 \\ 1 & \mathcal{A}_{4,2}(q_x, q_y) & \mathcal{A}_{4,3}(q_x, q_y) & 2\mu^-(q_x^2 + q_y^2)\kappa_S^-(q_x, q_y) \end{bmatrix},$$

with

$$\mathcal{A}_{4,2}(q_x, q_y) = \frac{(\lambda^- + m^- \beta^{-2})\mathcal{P}_{11} + m^- \beta^- \mathcal{P}_{21}}{V_{Pf}^-2} + 2\mu^- \kappa_{Pf}^{-2}(q_x, q_y)\mathcal{P}_{11},$$

$$\mathcal{A}_{4,3}(q_x, q_y) = \frac{(\lambda^- + m^- \beta^{-2})\mathcal{P}_{12} + m^- \beta^- \mathcal{P}_{22}}{V_{Ps}^-2} + 2\mu^- \kappa_{Ps}^{-2}(q_x, q_y)\mathcal{P}_{12}.$$

We also denote by  $V_{\max}$  the greatest velocity in the two media:  $V_{\max} = \max(V^+, V_{Pf}^-, V_{Ps}^-, V_S^-)$ .

We can now present the expression of the solution to the Green Problem :

**Theorem 2.1.** *The pressure and the displacement in the top medium are given by*

$$p^+(x, 0, z, t) = p_{inc}^+(x, z, t) + \frac{d\xi_{ref}^+}{dt}(x, z, t) \quad \text{and} \quad \mathbf{u}^+(x, 0, z, t) = \mathbf{u}_{inc}^+(x, z, \tau) d\tau + \mathbf{u}_{ref}^+(x, y, \tau) d\tau,$$

and the displacement in the bottom medium is given by

$$\mathbf{u}_s^-(x, 0, z, t) = \mathbf{u}_{P_f}^-(x, z, t) + \mathbf{u}_{P_s}^-(x, z, t) + \mathbf{u}_S^-(x, z, t)$$

where

- $p_{inc}^+$  and  $u_{inc}^+$  are respectively the pressure and the displacement of the incident wave and satisfy :

$$\left\{ \begin{array}{l} p_{inc}^+(x, z, t) := \frac{\delta(t - t_0)}{4\pi V^{+2} r} \\ u_{inc,x}(x, z, t) := \frac{xtH(t - t_0)}{4\pi V^{+2} r^3 \rho^+} \\ u_{inc,z}(x, z, t) := \frac{(z - h)tH(t - t_0)}{4\pi V^{+2} r^3 \rho^+} \end{array} \right. ,$$

where  $\delta$  and  $H$  respectively denote the usual Dirac and Heaviside distributions. Moreover we set  $r = (x^2 + (z - h)^2)^{1/2}$  and  $t_0 = r/V^+$  denotes the time arrival of the incident wave at point  $(x, 0, z)$ .

- $\xi_{ref}^+$  and  $u_{ref}^+$  are respectively the primitive of the pressure with respect to the time and the displacement of the reflected wave and satisfy :

$$\left\{ \begin{array}{l} \xi_{ref}^+(x, z, t) = - \int_0^{q_1(t)} \frac{\Im m \left[ \kappa^+(v(t, q)) \mathcal{R}(v(t, q)) \right]}{\pi^2 r \sqrt{q^2 + q_0^2(t)}} dq, \\ u_{ref,x}^+(x, z, t) = - \int_0^{q_1(t)} \frac{\Im m \left[ i v(t, q) \kappa^+(v(t, q)) \mathcal{R}(v(t, q)) \right]}{\pi^2 r \rho^+ \sqrt{q^2 + q_0^2(t)}} dq, \\ u_{ref,z}^+(x, z, t) = - \int_0^{q_1(t)} \frac{\Im m \left[ \kappa^{+2}(v(t, q)) \mathcal{R}(v(t, q)) \right]}{\pi^2 r \rho^+ \sqrt{q^2 + q_0^2(t)}} dq, \end{array} \right.$$

if  $t_{h_1} < t \leq t_0$  and  $\frac{x}{r} > \frac{V^+}{V_{\max}}$ ,

$$\left\{ \begin{array}{l} \xi_{ref}^+(x, z, t) = - \int_{q_0(t)}^{q_1(t)} \frac{\Im m \left[ \kappa^+(v(t, q)) \mathcal{R}(v(t, q)) \right]}{\pi^2 r \sqrt{q^2 - q_0^2(t)}} dq \\ \quad + \int_0^{q_0(t)} \frac{\Re e \left[ \kappa^+(\gamma(t, q)) \mathcal{R}(\gamma(t, q)) \right]}{\pi^2 r \sqrt{q_0^2(t) - q^2}} dq, \\ u_{ref,x}^+(x, z, t) = - \int_{q_0(t)}^{q_1(t)} \frac{\Im m \left[ (i v(t, q) \kappa^+(v(t, q)) \mathcal{R}(v(t, q))) \right]}{\pi^2 r \rho^+ \sqrt{q^2 - q_0^2(t)}} dq \\ \quad + \int_0^{q_0(t)} \frac{\Re e \left[ i \gamma(t, q) \kappa^+(\gamma(t, q)) \mathcal{R}(\gamma(t, q)) \right]}{\pi^2 r \rho^+ \sqrt{q_0^2(t) - q^2}} dq, \\ u_{ref,y}^+(x, z, t) = - \int_{q_0(t)}^{q_1(t)} \frac{\Im m \left[ \kappa^{+2}(v(t, q)) \mathcal{R}(v(t, q)) \right]}{\pi^2 r \rho^+ \sqrt{q^2 - q_0^2(t)}} dq \\ \quad + \int_0^{q_0(t)} \frac{\Re e \left[ \kappa^{+2}(\gamma(t)) \mathcal{R}(\gamma(t)) \right]}{\pi^2 r \rho^+ \sqrt{q_0^2(t) - q^2}} dq, \end{array} \right.$$

if  $t_0 < t \leq t_{h_2}$  and  $\frac{x}{r} > \frac{V^+}{V_{\max}}$ ,

$$\left\{ \begin{array}{l} \xi_{ref}^+(x, z, t) = \int_0^{q_0(t)} \frac{\Re e \left[ \kappa^+(\gamma(t, q)) \mathcal{R}(\gamma(t, q)) \right]}{\pi^2 r \sqrt{q_0^2(t) - q^2}} dq, \\ u_{ref,x}^+(x, z, t) = \int_0^{q_0(t)} \frac{\Re e \left[ i \gamma(t, q) \kappa^+(\gamma(t, q)) \mathcal{R}(\gamma(t, q)) \right]}{2\pi^2 r \rho^+ \sqrt{q_0^2(t) - q^2}} dq, \\ u_{ref,y}^+(x, z, t) = \int_0^{q_0(t)} \frac{\Re e \left[ \kappa^{+2}(\gamma(t)) \mathcal{R}(\gamma(t)) \right]}{\pi^2 r \rho^+ \sqrt{q_0^2(t) - q^2}} dq, \end{array} \right.$$

if  $t_{h_2} < t$  and  $\frac{x}{r} > \frac{V^+}{V_{\max}}$  or if  $t_0 < t$  and  $\frac{x}{r} \leq \frac{V^+}{V_{\max}}$  and

$$\xi_{ref}(x, y, t) = 0 \text{ and } \mathbf{u}_{ref}(x, y, t) = 0 \text{ else .}$$

We set here  $r = (x^2 + (z+h)^2)^{1/2}$  and  $t_0 = r/V^+$  denotes the arrival time of the reflected volume wave at point  $(x, 0, z)$ ,

$$t_{h_1} = (z+h) \sqrt{\frac{1}{V^{+2}} - \frac{1}{V_{\max}^2}} + \frac{|x|}{V_{\max}} \quad (23)$$

denotes the arrival time of the reflected head-wave at point  $(x, 0, z)$  and

$$t_{h_2} = \frac{r}{z+h} \sqrt{\frac{1}{V^{+2}} - \frac{1}{V_{\max}^2}} \quad (24)$$

denotes the time after which there is no longer head wave at point  $(x, 0, z)$ , (contrary to the 2D case, this time does not coincide with the arrival time of the volume wave). We also define the functions  $\gamma$ ,  $v$ ,  $q_0$  and  $q_1$  by

$$\gamma : \{t \in \mathbb{R} \mid t > t_0\} \times \mathbb{R} \mapsto \mathbb{C} := \gamma(t, q_y) = i \frac{xt}{r^2} + \frac{z+h}{r} \sqrt{\frac{t^2}{r^2} - \frac{1}{\mathcal{V}^{+2}(q_y)}}$$

$$v : \{t \in \mathbb{R} \mid t_{h_1} < t < t_{h_2}\} \times \mathbb{R} \mapsto \mathbb{C} := v(t, q_y) = -i \left( \frac{z+h}{r} - \sqrt{\frac{1}{\mathcal{V}^{+2}(q_y)} - \frac{t^2}{r^2} + \frac{x}{r^2}t} \right),$$

$$q_0 : \mathbb{R} \rightarrow \mathbb{R} := q_0(t) = \sqrt{\left| \frac{t^2}{r^2} - \frac{1}{V^{+2}} \right|}$$

and

$$q_1 : \mathbb{R} \rightarrow \mathbb{R} := q_1(t) = \sqrt{\frac{1}{x^2} \left( t - (z+h) \sqrt{\frac{1}{V^{+2}} - \frac{1}{V_{\max}^2}} \right)^2 - \frac{1}{V_{\max}^2}}.$$

**Remark 2.1.** For the practical computation of the pressure, we won't have to explicitly compute the derivative of the function  $\xi_{ref}^+$  (which would be rather tedious), since

$$p_{ref}^+ * f = \partial_t \xi_{ref}^+ * f = \xi_{ref}^+ * f'.$$

Therefore, we'll only have to compute the derivative of the source function  $f$ .

- $u_{Pf}^-(x, z, t)$  is the displacement of the transmitted Pf wave and satisfies:

$$\begin{cases} u_{Pf,x}^-(x, z, t) = -\frac{\mathcal{P}_{11}}{\pi^2} \int_0^{q_1(t)} \Re \left[ i v(t, q) \mathcal{T}_{Pf}(v(t, q)) \frac{\partial v}{\partial t}(t, q) \right] dq, \\ u_{Pf,z}^-(x, z, t) = \frac{\mathcal{P}_{11}}{\pi^2} \int_0^{q_1(t)} \Re \left[ \kappa_{Pf}^-(v(t, q)) \mathcal{T}_{Pf}(v(t, q)) \frac{\partial v}{\partial t}(t, q) \right] dq, \end{cases}$$

if  $t_{h_1} < t \leq t_0$  and  $|\Im m[\gamma(t_0, 0)]| < \frac{1}{V_{\max}}$ ,

$$\begin{cases} u_{Pf,x}^-(x, z, t) = -\frac{\mathcal{P}_{11}}{\pi^2} \int_0^{q_0(t)} \Re \left[ i \gamma(t, q) \mathcal{T}_{Pf}(\gamma(t, q)) \frac{\partial \gamma}{\partial t}(t, q) \right] dq \\ \quad - \frac{\mathcal{P}_{11}}{\pi^2} \int_{q_0(t)}^{q_1(t)} \Re \left[ i v(t, q) \mathcal{T}_{Pf}(v(t, q)) \frac{\partial v}{\partial t}(t, q) \right] dq, \\ u_{Pf,z}^-(x, z, t) = \frac{\mathcal{P}_{11}}{\pi^2} \int_0^{q_0(t)} \Re \left[ \kappa_{Pf}^-(\gamma(t, q)) \mathcal{T}_{Pf}(\gamma(t, q)) \frac{\partial \gamma}{\partial t}(t, q) \right] dq \\ \quad + \frac{\mathcal{P}_{11}}{\pi^2} \int_{q_0(t)}^{q_1(t)} \Re \left[ \kappa_{Pf}^-(v(t, q)) \mathcal{T}_{Pf}(v(t, q)) \frac{\partial v}{\partial t}(t, q) \right] dq, \end{cases}$$



if  $t_0 < t \leq t_{h_2}$  and  $|\Im m[\gamma(t_0, 0)]| < \frac{1}{V_{\max}}$ ,

$$\begin{cases} u_{P_f, x}^-(x, z, t) = -\frac{\mathcal{P}_{11}}{\pi^2} \int_0^{q_0(t)} \Re e \left[ i \gamma(t, q) \mathcal{T}_{P_f}(\gamma(t, q)) \frac{\partial \gamma}{\partial t}(t, q) \right] dq, \\ u_{P_f, z}^-(x, z, t) = \frac{\mathcal{P}_{11}}{\pi^2} \int_0^{q_0(t)} \Re e \left[ \kappa_{P_f}^-(\gamma(t, q)) \mathcal{T}_{P_f}(\gamma(t, q)) \frac{\partial \gamma}{\partial t}(t, q) \right] dq, \end{cases}$$

if  $t_{h_2} < t$  and  $|\Im m[\gamma(t_0, 0)]| < \frac{1}{V_{\max}}$  or if  $t_0 < t$  and  $|\Im m[\gamma(t_0, 0)]| \geq \frac{1}{V_{\max}}$  and  $u_{P_f}^-(x, z, t) = 0$  else.

$t_0$  denotes here the arrival time of the Pf volume wave at point  $(x, 0, z)$  (we recall in appendix the computation of  $t_0$ ),

$$t_{h_1} = h \sqrt{\frac{1}{V^{+2}} - \frac{1}{V_{\max}^2}} - z \sqrt{\frac{1}{V_{P_f}^{-2}} - \frac{1}{V_{\max}^2}} + \frac{|x|}{V_{\max}} \quad (25)$$

denotes the arrival time of the Pf head wave at point  $(x, 0, z)$ ,

$$t_{h_2} = \frac{h^2 + z^2 - hz \left( \frac{c_2}{c_1} + \frac{c_1}{c_2} \right) + x^2}{\frac{h}{c_1} - \frac{z}{c_2}} \quad (26)$$

denotes the time after which there is no longer head wave at point  $(x, 0, z)$ , where

$$c_1 = \sqrt{\frac{1}{V^{+2}} - \frac{1}{V_{\max}^2}} \text{ and } c_2 = \sqrt{\frac{1}{V_{P_f}^{-2}} - \frac{1}{V_{\max}^2}}.$$

The function  $q_0 : [t_0; +\infty] \mapsto \mathbb{R}^+$  is the reciprocal function of  $\tilde{t}_0 : \mathbb{R}^+ \mapsto [t_0, +\infty]$ , where  $\tilde{t}_0(q)$  is the arrival time at point  $(x, 0, z)$  of the fictitious Pf volume wave, propagating at a velocity  $\mathcal{V}^+(q)$  in the top layer and at velocity  $\mathcal{V}_{P_f}^-(q)$  in the bottom layer (we recall in appendix the computation of  $\tilde{t}_0(q)$ ).

The function  $q_1 : [t_1; t_0] \mapsto \mathbb{R}^+$  is defined by

$$q_1(t) = \sqrt{\frac{1}{x^2} \left( t + z \sqrt{\frac{1}{V_{P_f}^{-2}} - \frac{1}{V_{\max}^2}} - h \sqrt{\frac{1}{V^{+2}} - \frac{1}{V_{\max}^2}} \right)^2 - \frac{1}{V_{\max}^2}}.$$

The function  $\gamma : \{(t, q) \in \mathbb{R}^+ \times \mathbb{R}^+ \mid t > \tilde{t}_0(q)\} \mapsto \mathbb{C}$  is implicitly defined as the only root of the function

$$\mathcal{F}(\gamma, q, t) = -z \left( \frac{1}{\mathcal{V}_{P_f}^{-2}(q)} + \gamma^2 \right)^{1/2} + h \left( \frac{1}{\mathcal{V}^{+2}(q)} + \gamma^2 \right)^{1/2} + i\gamma x - t$$

whose real part is positive.

The function  $v : E_1 \cup E_2 \mapsto \mathbb{C}$  is implicitly defined as the only root of the function

$$\mathcal{F}(v, q, t) = -z \left( \frac{1}{\mathcal{V}_{P_f}^{-2}(q)} + v^2 \right)^{1/2} + h \left( \frac{1}{\mathcal{V}^{+2}(q)} + v^2 \right)^{1/2} + ivx - t$$

such that  $\Im m [\partial_t v(t, q)] < 0$ , with

$$E_1 = \{(t, q) \in \mathbb{R}^+ \times \mathbb{R}^+ \mid t_{h_1} < t < t_0 \text{ and } 0 < q < q_0(t)\}$$

and

$$E_2 = \{(t, q) \in \mathbb{R}^+ \times \mathbb{R}^+ \mid t_0 < t < t_{h_1} \text{ and } q_0(t) < q < q_1(t)\}.$$

- $\mathbf{u}_{P_s}^-(x, z, t)$  is the displacement of the transmitted Ps wave and satisfies:

$$\begin{cases} u_{P_s, x}^-(x, z, t) = -\frac{\mathcal{P}_{12}}{\pi^2} \int_0^{q_1(t)} \Re e \left[ i v(t, q) \mathcal{T}_{P_s}(v(t, q)) \frac{dv}{dt}(t, q) \right] dq, \\ u_{P_s, z}^-(x, z, t) = \frac{\mathcal{P}_{12}}{\pi^2} \int_0^{q_1(t)} \Re e \left[ \kappa_{P_s}^-(v(t), q) \mathcal{T}_{P_s}(v(t, q)) \frac{dv}{dt}(t, q) \right] dq, \end{cases}$$

if  $t_{h_1} < t \leq t_0$  and  $|\Im m [\gamma(t_0, 0)]| < \frac{1}{V_{\max}}$ ,

$$\begin{cases} u_{P_s, x}^-(x, z, t) = -\frac{\mathcal{P}_{12}}{\pi^2} \int_0^{q_0(t)} \Re e \left[ i \gamma(t, q) \mathcal{T}_{P_f}(\gamma(t, q)) \frac{\partial \gamma}{\partial t}(t, q) \right] dq, \\ \quad -\frac{\mathcal{P}_{12}}{\pi^2} \int_{q_0(t)}^{q_1(t)} \Re e \left[ i v(t, q) \mathcal{T}_{P_s}(v(t, q)) \frac{dv}{dt}(t, q) \right] dq \\ u_{P_s, z}^-(x, z, t) = \frac{\mathcal{P}_{12}}{\pi^2} \int_0^{q_0(t)} \Re e \left[ \kappa_{P_s}^-(\gamma(t, q)) \mathcal{T}_{P_s}(\gamma(t, q)) \frac{d\gamma}{dt}(t, q) \right] dq \\ \quad + \frac{\mathcal{P}_{12}}{\pi^2} \int_{q_0(t)}^{q_1(t)} \Re e \left[ \kappa_{P_s}^-(v(t), q) \mathcal{T}_{P_s}(v(t, q)) \frac{dv}{dt}(t, q) \right] dq, \end{cases}$$

if  $t_0 < t \leq t_{h_2}$  and  $|\Im m [\gamma(t_0, 0)]| < \frac{1}{V_{\max}}$ ,

$$\begin{cases} u_{P_s, x}^-(x, z, t) = -\frac{\mathcal{P}_{12}}{\pi^2} \int_0^{q_0(t)} \Re e \left[ i \gamma(t, q) \mathcal{T}_{P_s}(\gamma(t, q)) \frac{d\gamma}{dt}(t, q) \right] dq, \\ u_{P_s, z}^-(x, z, t) = \frac{\mathcal{P}_{12}}{\pi^2} \int_0^{q_0(t)} \Re e \left[ \kappa_{P_s}^-(\gamma(t, q)) \mathcal{T}_{P_s}(\gamma(t, q)) \frac{d\gamma}{dt}(t, q) \right] dq, \end{cases}$$

if  $t_{h_2} < t$  and  $|\Im m [\gamma(t_0, 0)]| < \frac{1}{V_{\max}}$  or if  $t_0 < t$  and  $|\Im m [\gamma(t_0, 0)]| \geq \frac{1}{V_{\max}}$

and  $\mathbf{u}_{P_s}^-(x, z, t) = 0$  else.  $t_0$  denotes here the arrival time of the Ps volume wave at point  $(x, 0, z)$ ,

$$t_{h_1} = h \sqrt{\frac{1}{V^{+2}} - \frac{1}{V_{\max}^2}} - z \sqrt{\frac{1}{V_{P_s}^{-2}} - \frac{1}{V_{\max}^2}} + \frac{|x|}{V_{\max}} \quad (27)$$

denotes the arrival time of the Ps head wave at point  $(x, 0, z)$  and

$$t_{h_2} = \frac{h^2 + z^2 - hz \left( \frac{c_2}{c_1} + \frac{c_1}{c_2} \right) + x^2}{\frac{h}{c_1} - \frac{z}{c_2}} \quad (28)$$

denotes the time after which there is no longer head wave at point  $(x, 0, z)$ , where

$$c_1 = \sqrt{\frac{1}{V^{+2}} - \frac{1}{V_{\max}^2}} \text{ and } c_2 = \sqrt{\frac{1}{V_{Ps}^2} - \frac{1}{V_{\max}^2}}.$$

The function  $q_0 : [t_0; +\infty] \mapsto \mathbb{R}^+$  is the reciprocal function of  $\tilde{t}_0 : \mathbb{R}^+ \mapsto [t_0, +\infty]$ , where  $\tilde{t}_0(q)$  is the arrival time at point  $(x, 0, z)$  of the fictitious  $Ps$  volume wave, propagating at a velocity  $\mathcal{V}^+(q)$  in the top layer and at velocity  $\mathcal{V}_{Ps}^-(q)$  in the bottom layer.

The function  $q_1 : [t_1; t_0] \mapsto \mathbb{R}^+$  is defined by

$$q_1(t) = \sqrt{\frac{1}{x^2} \left( t + z \sqrt{\frac{1}{V_{Ps}^{-2}} - \frac{1}{V_{\max}^2}} - h \sqrt{\frac{1}{V^{+2}} - \frac{1}{V_{\max}^2}} \right)^2 - \frac{1}{V_{\max}^2}}.$$

The function  $\gamma : \{(t, q) \in \mathbb{R}^+ \times \mathbb{R}^+ \mid t > \tilde{t}_0(q)\} \mapsto \mathbb{C}$  is implicitly defined as the only root of the function

$$\mathcal{F}(\gamma, q, t) = -z \left( \frac{1}{\mathcal{V}_{Ps}^{-2}(q)} + \gamma^2 \right)^{1/2} + h \left( \frac{1}{\mathcal{V}^{+2}(q)} + \gamma^2 \right)^{1/2} + i\gamma x - t$$

whose real part is positive.

The function  $v : E_1 \cup E_2 \mapsto \mathbb{C}$  is implicitly defined as the only root of the function

$$\mathcal{F}(v, q, t) = -z \left( \frac{1}{\mathcal{V}_{Ps}^{-2}(q)} + v^2 \right)^{1/2} + h \left( \frac{1}{\mathcal{V}^{+2}(q)} + v^2 \right)^{1/2} + ivx - t$$

such that  $\Im m [\partial_t v(t, q)] < 0$ , with

$$E_1 = \{(t, q) \in \mathbb{R}^+ \times \mathbb{R}^+ \mid t_{h_1} < t < t_0 \text{ and } 0 < q < q_0(t)\}$$

and

$$E_2 = \{(t, q) \in \mathbb{R}^+ \times \mathbb{R}^+ \mid t_0 < t < t_{h_1} \text{ and } q_0(t) < q < q_1(t)\}.$$

- $u_{\bar{S}}(x, z, t)$  is the displacement of the transmitted  $S$  wave and satisfies:

$$\begin{cases} u_{\bar{S},x}(x, z, t) = -\frac{1}{\pi^2} \int_0^{q_1(t)} \Re e \left[ i v(t, q) \kappa_{\bar{S}}(v(t, q)) \mathcal{T}_S(v(t, q)) \frac{dv}{dt}(t, q) \right] dq, \\ u_{\bar{S},z}(x, z, t) = \frac{1}{\pi^2} \int_0^{q_1(t)} \Re e \left[ (v^2(t, q) + q^2) \mathcal{T}_S(v(t, q)) \frac{dv}{dt}(t, q) \right] dq, \end{cases}$$

if  $t_{h_1} < t \leq t_0$  and  $|\Im m [\gamma(t_0, 0)]| < \frac{1}{V_{\max}}$ ,

$$\left\{ \begin{array}{l} u_{S,x}^-(x, z, t) = -\frac{1}{\pi^2} \int_0^{q_0(t)} \Re \left[ i \gamma(t, q) \kappa_S^-(\gamma(t, q)) \mathcal{T}_S(\gamma(t, q)) \frac{d\gamma}{dt}(t, q) \right] dq, \\ \\ u_{S,z}^-(x, z, t) = \frac{1}{\pi^2} \int_0^{q_0(t)} \Re \left[ (\gamma^2(t, q) + q^2) \mathcal{T}_S(\gamma(t, q)) \frac{d\gamma}{dt}(t, q) \right] dq \\ + \frac{1}{\pi^2} \int_{q_0(t)}^{q_1(t)} \Re \left[ (v^2(t, q) + q^2) \mathcal{T}_S(v(t, q)) \frac{dv}{dt}(t, q) \right] dq, \end{array} \right.$$

if  $t_0 < t \leq t_{h_2}$  and  $|\Im m[\gamma(t_0, 0)]| < \frac{1}{V_{\max}}$ ,

$$\left\{ \begin{array}{l} u_{S,x}^-(x, z, t) = -\frac{1}{\pi^2} \int_0^{q_0(t)} \Re \left[ i \gamma(t, q) \kappa_S^-(\gamma(t, q)) \mathcal{T}_S(\gamma(t, q)) \frac{d\gamma}{dt}(t, q) \right] dq, \\ \\ u_{S,z}^-(x, z, t) = \frac{1}{\pi^2} \int_0^{q_0(t)} \Re \left[ (\gamma^2(t, q) + q^2) \mathcal{T}_S(\gamma(t, q)) \frac{d\gamma}{dt}(t, q) \right] dq, \end{array} \right.$$

if  $t_{h_2} < t$  and  $|\Im m[\gamma(t_0, 0)]| < \frac{1}{V_{\max}}$  or if  $t_0 < t$  and  $|\Im m[\gamma(t_0, 0)]| \geq \frac{1}{V_{\max}}$  and  $\mathbf{u}_{P_S}^-(x, z, t) = 0$  else.  $t_0$  denotes here the arrival time of the  $S$  volume wave at point  $(x, 0, z)$  (we recall in appendix the computation of  $t_0$ ),

$$t_{h_1} = h \sqrt{\frac{1}{V+2} - \frac{1}{V_{\max}^2}} - z \sqrt{\frac{1}{V_S^{-2}} - \frac{1}{V_{\max}^2}} + \frac{|x|}{V_{\max}} \quad (29)$$

denotes the arrival time of the  $S$  head-wave at point  $(x, 0, z)$  and

$$t_{h_2} = \frac{h^2 + z^2 - hz \left( \frac{c_2}{c_1} + \frac{c_1}{c_2} \right) + x^2}{\frac{h}{c_1} - \frac{z}{c_2}} \quad (30)$$

denotes the time after which there is no longer head wave at point  $(x, 0, z)$ , where

$$c_1 = \sqrt{\frac{1}{V+2} - \frac{1}{V_{\max}^2}} \text{ and } c_2 = \sqrt{\frac{1}{V_S^2} - \frac{1}{V_{\max}^2}}.$$

The function  $q_0 : [t_0; +\infty] \mapsto \mathbb{R}^+$  is the reciprocal function of  $\tilde{t}_0 : \mathbb{R}^+ \mapsto [t_0, +\infty]$ , where  $\tilde{t}_0(q)$  is the arrival time at point  $(x, 0, z)$  of the fictitious  $S$  volume wave, propagating at a velocity  $\mathcal{V}^+(q)$  in the top layer and at velocity  $\mathcal{V}_S^-(q)$  in the bottom layer (we recall in appendix the computation of  $\tilde{t}_0(q)$ ).

The function  $q_1 : [t_1; t_0] \mapsto \mathbb{R}^+$  is defined by

$$q_1(t) = \sqrt{\frac{1}{x^2} \left( t + z \sqrt{\frac{1}{V_S^{-2}} - \frac{1}{V_{\max}^2}} - h \sqrt{\frac{1}{V+2} - \frac{1}{V_{\max}^2}} \right)^2 - \frac{1}{V_{\max}^2}}.$$

The function  $\gamma : \{(t, q) \in \mathbb{R}^+ \times \mathbb{R}^+ \mid t > \tilde{t}_0(q)\} \mapsto \mathbb{C}$  is implicitly defined as the only root of the function

$$\mathcal{F}(\gamma, q, t) = -z \left( \frac{1}{\mathcal{V}_S^{-2}(q)} + \gamma^2 \right)^{1/2} + h \left( \frac{1}{\mathcal{V}^{+2}(q)} + \gamma^2 \right)^{1/2} + i\gamma x - t$$

whose real part is positive.

The function  $v : E_1 \cup E_2 \mapsto \mathbb{C}$  is implicitly defined as the only root of the function

$$\mathcal{F}(v, q, t) = -z \left( \frac{1}{\mathcal{V}_S^{-2}(q)} + v^2 \right)^{1/2} + h \left( \frac{1}{\mathcal{V}^{+2}(q)} + v^2 \right)^{1/2} + ivx - t$$

such that  $\Im m [\partial_t v(t, q)] < 0$ , with

$$E_1 = \{(t, q) \in \mathbb{R}^+ \times \mathbb{R}^+ \mid t_{h_1} < t < t_0 \text{ and } 0 < q < q_0(t)\}$$

and

$$E_2 = \{(t, q) \in \mathbb{R}^+ \times \mathbb{R}^+ \mid t_0 < t < t_{h_1} \text{ and } q_0(t) < q < q_1(t)\}.$$

### 3 Proof of the theorem

To prove the theorem, we use the Cagniard-de Hoop method (see [4, 6, 16, 15, 14]), which consists of three steps:

1. We apply a Laplace transform in time,

$$\tilde{u}(x, y, z, s) = \int_0^{+\infty} u(x, y, z, t) e^{-st} dt,$$

and a Fourier transform in the  $x$  and  $y$  variables,

$$\hat{u}(k_x, k_y, z, s) = \int_{-\infty}^{+\infty} \int_{-\infty}^{+\infty} \tilde{u}(x, y, z, s) e^{i(k_x x + k_y y)} dx dy$$

to (17) in order to obtain an ordinary differential system whose solution  $\hat{\mathcal{G}}(k_x, k_y, z, s)$  can be explicitly computed (§ 3.1);

2. we apply an inverse Fourier transform in the  $x$  and  $y$  variables to  $\mathcal{G}$  (we recall that we only need the solution at  $y = 0$ ):

$$\tilde{\mathcal{G}}(x, 0, z, s) = \frac{1}{4\pi^2} \int_{-\infty}^{+\infty} \int_{-\infty}^{+\infty} \hat{\mathcal{G}}(k_x, k_y, z, s) e^{-i k_x x} dk_x dk_y.$$

And, using tools of complex analysis, we turn the inverse Fourier transform in the  $x$  variable into the Laplace transform of some function  $\mathcal{H}(x, k_y, z, t)$  (§ 3.2):

$$\tilde{\mathcal{G}}(x, 0, z, s) = \frac{1}{4\pi^2} \int_{-\infty}^{+\infty} \int_0^{+\infty} \mathcal{H}(x, k_y, z, t) e^{-st} dt dk_y; \quad (31)$$

3. the last step of the method consists in inverting the order of integration in (31) to obtain

$$\tilde{\mathcal{G}}(x, 0, z, s) = \frac{1}{4\pi^2} \int_0^{+\infty} \left( \int_{-q(t)}^{+q(t)} \mathcal{H}(x, k_y, z, t) dk_y \right) e^{-st} dt.$$

Then, using the injectivity of the Laplace transform, we identify  $\mathcal{G}(x, 0, z, t)$  to

$$\frac{1}{4\pi^2} \int_{-q(t)}^{+q(t)} \mathcal{H}(x, k_y, z, t) dk_y$$

(see § 3.3).

### 3.1 The solution in the Laplace-Fourier plane

Let us first apply a Laplace transform in time and a Fourier transform in the  $x$  and  $y$  variables to (17) to obtain

$$\begin{cases} \left( \frac{s^2}{V^{+2}} + k_x^2 + k_y^2 \right) \hat{p}^+ - \frac{\partial^2 \hat{p}^+}{\partial z^2} = \frac{\delta(z-h)}{V^{+2}}, & y > 0, \\ \left( \frac{s^2}{V_i^{-2}} + k_x^2 + k_y^2 \right) \hat{\Phi}_i^- - \frac{\partial^2 \hat{\Phi}_i^-}{\partial z^2} = 0, \quad i \in \{Pf, Ps, S\} & y < 0, \\ \hat{\mathcal{B}}(\hat{p}^+, \hat{\Phi}_{Pf}^-, \hat{\Phi}_{Ps}^-, \hat{\Phi}_S^-) = 0 & y = 0, \end{cases} \quad (32)$$

where  $\hat{\mathcal{B}}$  is the Laplace-Fourier transform of the operator  $\mathcal{B}$ .

From the two first equations of (32), we deduce that the solution  $(\hat{p}^+, (\hat{\Phi}_i^-)_{i \in \{Pf, Ps, S\}})$  is such that

$$\begin{cases} \hat{p}^+ = \hat{p}_{\text{inc}}^+ + \hat{p}_{\text{ref}}^+, \\ \hat{p}_{\text{inc}}^+ = \frac{1}{sV^{+2}\kappa^+ \left( \frac{k_x}{s}, \frac{k_y}{s} \right)} e^{-s|z-h|\kappa^+ \left( \frac{k_x}{s}, \frac{k_y}{s} \right)}, \hat{p}_{\text{ref}}^+ = R(k_x, k_y, s) e^{-sz\kappa^+ \left( \frac{k_x}{s}, \frac{k_y}{s} \right)}, \\ \hat{\Phi}_i^- = T_i(k_x, k_y, s) e^{-s(z\kappa_i^- \left( \frac{k_x}{s}, \frac{k_y}{s} \right))}, \quad i \in \{Pf, Ps, S\}, \end{cases} \quad (33)$$

where the coefficients  $R$  and  $T_i$  are computed by using the last equation of (32):

$$\hat{\mathcal{B}}(\hat{p}_{\text{ref}}^+, \hat{\Phi}_{Pf}^-, \hat{\Phi}_{Ps}^-, \hat{\Phi}_S^-) = -\hat{\mathcal{B}}(\hat{p}_{\text{inc}}^+, 0, 0, 0),$$

or, from( 33):

$$\hat{\mathcal{B}}[R(k_x, k_y, s), T_{Pf}(k_x, k_y, s), T_{Ps}(k_x, k_y, s), T_S(k_x, k_y, s)] = -\hat{\mathcal{B}}\left(\frac{e^{-sh\kappa^+ \left( \frac{k_x}{s}, \frac{k_y}{s} \right)}}{s\kappa^+ \left( \frac{k_x}{s}, \frac{k_y}{s} \right)}, 0, 0, 0\right).$$

After some calculations that we don't detail here, we obtain that  $R(k_x, k_y, s)$ ,  $T_{Pf}(k_x, k_y, s)$ ,  $T_{Ps}(k_x, k_y, s)$ , and  $T_S(k_x, k_y, s)$  are solution to

$$\mathcal{A} \begin{pmatrix} k_x \\ s, k_y \\ s \end{pmatrix} \begin{bmatrix} R(k_x, k_y, s) \\ s^2 T_{Pf}(k_x, k_y, s) \\ s^2 T_{Ps}(k_x, k_y, s) \\ s^3 T_S(k_x, k_y, s) \end{bmatrix} = - \frac{e^{-sh\kappa^+ \left( \frac{k_x}{s}, \frac{k_y}{s} \right)}}{2s\kappa^+ \left( \frac{k_x}{s}, \frac{k_y}{s} \right) V+2} \begin{bmatrix} \kappa^+ \left( \frac{k_x}{s}, \frac{k_y}{s} \right) \\ \rho^+ \\ 1 \\ 0 \\ 1 \end{bmatrix}. \quad (34)$$

From the definition of the reflection and transmission coefficients we deduce that

$$\begin{bmatrix} R(k_x, k_y, s) \\ s^2 T_{Pf}(k_x, k_y, s) \\ s^2 T_{Ps}(k_x, k_y, s) \\ s^3 T_S(k_x, k_y, s) \end{bmatrix} = \frac{1}{s} \begin{bmatrix} \mathcal{R} \left( \frac{k_x}{s}, \frac{k_y}{s} \right) \\ \mathcal{T}_{Pf} \left( \frac{k_x}{s}, \frac{k_y}{s} \right) \\ \mathcal{T}_{Ps} \left( \frac{k_x}{s}, \frac{k_y}{s} \right) \\ \mathcal{T}_S \left( \frac{k_x}{s}, \frac{k_y}{s} \right) \end{bmatrix} e^{-sh\kappa^+ \left( \frac{k_x}{s} \right)}. \quad (35)$$

Finally, we obtain:

$$\left\{ \begin{array}{l} \hat{p}^+ = \hat{p}_{\text{inc}}^+ + \hat{p}_{\text{ref}}^+, \\ \hat{p}_{\text{inc}}^+ = \frac{1}{sV+2\kappa^+ \left( \frac{k_x}{s}, \frac{k_y}{s} \right)} e^{-s|y-h|\kappa^+ \left( \frac{k_x}{s}, \frac{k_y}{s} \right)}, \hat{p}_{\text{ref}}^+ = \frac{1}{s} \mathcal{R} \left( \frac{k_x}{s}, \frac{k_y}{s} \right) e^{-s(z+h)\kappa^+ \left( \frac{k_x}{s}, \frac{k_y}{s} \right)}, \\ \hat{\Phi}_i^- = \frac{1}{s^3} \mathcal{T}_i \left( \frac{k_x}{s}, \frac{k_y}{s} \right) e^{-s(z\kappa_i^- \left( \frac{k_x}{s}, \frac{k_y}{s} \right) - h\kappa^+ \left( \frac{k_x}{s}, \frac{k_y}{s} \right))}, \quad i \in \{Pf, Ps\}, \\ \hat{\Phi}_S^- = \frac{1}{s^4} \mathcal{T}_S \left( \frac{k_x}{s}, \frac{k_y}{s} \right) e^{-s(z\kappa_S^- \left( \frac{k_x}{s}, \frac{k_y}{s} \right) - h\kappa^+ \left( \frac{k_x}{s}, \frac{k_y}{s} \right))}. \end{array} \right. \quad (36)$$

and

$$\left\{ \begin{array}{l} \hat{u}^+ = \hat{u}_{\text{inc}}^+ + \hat{u}_{\text{ref}}^+, \\ \hat{u}_{\text{inc},x}^+ = i \frac{k_x}{\rho^+ s^2} \hat{p}_{\text{inc}}^+, \quad \hat{u}_{\text{inc},z}^+ = \text{sign}(h-z) \frac{\kappa^+ \left( \frac{k_x}{s}, \frac{k_y}{s} \right)}{\rho^+ s} \hat{p}_{\text{inc}}^+, \\ \hat{u}_{\text{ref},x}^+ = i \frac{k_x}{\rho^+ s^2} \hat{p}_{\text{ref}}^+, \quad \hat{u}_{\text{ref},z}^+ = \frac{\kappa^+ \left( \frac{k_x}{s}, \frac{k_y}{s} \right)}{\rho^+ s} \hat{p}_{\text{ref}}^+, \\ \hat{u}_{sx}^- = -i k_x \mathcal{P}_{11} \hat{\Phi}_{Pf}^- - i k_x \mathcal{P}_{12} \hat{\Phi}_{Ps}^- - i s k_x \kappa_S^- \left( \frac{k_x}{s} \right) \Phi_S^- \\ \hat{u}_{sz}^- = s \kappa_{Pf}^- \left( \frac{k_x}{s}, \frac{k_y}{s} \right) \mathcal{P}_{11} \hat{\Phi}_{Pf}^- + s \kappa_{Ps}^- \left( \frac{k_x}{s}, \frac{k_y}{s} \right) \mathcal{P}_{12} \hat{\Phi}_{Ps}^- + (k_x^2 + k_y^2) \Phi_S^- \end{array} \right. \quad (37)$$

In the following we only detail the computation of  $\hat{u}_{sx,Ps}^- = -i k_x \mathcal{P}_{12} \hat{\Phi}_{Ps}^-$ , since the computation of the other terms is very similar.

### 3.2 The Laplace transform of the solution

We apply an inverse Fourier transform in the  $x$  and  $y$  variable to  $\hat{u}_{sx,Ps}^-$  and we set  $k_x = q_x s$  and  $k_y = q_y s$  to obtain (we recall that we consider  $y = 0$ )

$$\begin{aligned}\tilde{u}_{sx,Ps}^-(x, 0, z, s) &= - \int_{-\infty}^{+\infty} \int_{-\infty}^{+\infty} \frac{i q_x \mathcal{P}_{12}}{4\pi^2} \mathcal{T}_{Ps}(q_x, q_y) e^{-s(-z\kappa_{Ps}^-(q_x, q_y) + h\kappa^+(q_x, q_y)) + i q_x x} dq_x dq_y \\ &= - \frac{\mathcal{P}_{12}}{4\pi^2} \int_{-\infty}^{+\infty} \int_{-\infty}^{+\infty} \Xi(q_x, q_y) dq_x dq_y,\end{aligned}$$

with

$$\Xi(q_x, q_y) = i q_x \mathcal{T}_{Ps}(q_x, q_y) e^{-s(-z\kappa_{Ps}^-(q_x, q_y) + h\kappa^+(q_x, q_y)) + i q_x x}.$$

Let us now focus on the integral over  $q_x$  for a fixed  $q_y$

$$\int_{-\infty}^{+\infty} \Xi(q_x, q_y) dq_x = \int_{-\infty}^{+\infty} i q_x \mathcal{T}_{Ps}(q_x, q_y) e^{-s(-z\kappa_{Ps}^-(q_x, q_y) + h\kappa^+(q_x, q_y)) + i q_x x} dq_x \quad (38)$$

This integral is very similar to the one we have obtained in 2D [8], therefore, using the same method, we have:

- if  $|\gamma(q_y, t_0)| > \frac{1}{\mathcal{V}_{\max}(q_y)}$

$$\int_{-\infty}^{+\infty} \Xi(q_x, q_y) dq_x = 2 \int_{\tilde{t}_0(q_y)}^{+\infty} \Re e \left( i \gamma(q_y, t) \mathcal{T}_{Ps}(q_y, \gamma(q_y, t)) \frac{\partial \gamma(q_y, t)}{\partial t} \right) e^{-st} dt$$

- if  $|\gamma(q_y, \tilde{t}_0(q_y))| < \frac{1}{\mathcal{V}_{\max}(q_y)}$

$$\begin{aligned}\int_{-\infty}^{+\infty} \Xi(q_x, q_y) dq_x &= 2 \int_{\tilde{t}_h(q_y)}^{\tilde{t}_0(q_y)} \Re e \left( i v(q_y, t) \mathcal{T}_{Ps}(q_y, v(q_y, t)) \frac{\partial v(q_y, t)}{\partial t} \right) e^{-st} dt \\ &\quad + 2 \int_{\tilde{t}_0(q_y)}^{+\infty} \Re e \left( i \gamma(q_y, t) \mathcal{T}_{Ps}(q_y, \gamma(q_y, t)) \frac{\partial \gamma(q_y, t)}{\partial t} \right) e^{-st} dt\end{aligned}$$

where  $\mathcal{V}_{\max}$  is greatest fictitious velocity defined by:

$$\mathcal{V}_{\max} := \mathcal{V}_{\max}(q) = V_{\max} \sqrt{\frac{1}{1 + V_{\max}^2 q^2}},$$

$\tilde{t}_0$  is the fictitious arrival time of the  $Ps$  volume wave we have defined in the theorem,  $\tilde{t}_h(q_y)$  the fictitious arrival time of the  $Ps$  head wave defined by

$$\tilde{t}_h := \tilde{t}_h(q) = h \sqrt{\frac{1}{\mathcal{V}^{+2}(q)} - \frac{1}{\mathcal{V}_{\max}^2(q)}} - z \sqrt{\frac{1}{\mathcal{V}_{Ps}^{-2}(q)} - \frac{1}{\mathcal{V}_{\max}^2(q)}} + \frac{|x|}{\mathcal{V}_{\max}(q)}.$$

Let us recall [7] that the condition  $|\gamma(q_y, \tilde{t}_0(q_y))| < \frac{1}{\mathcal{V}_{\max}(q_y)}$  is equivalent to

$$|\gamma(0, t_0)| < \frac{1}{V_{\max}} \text{ and } |q_y| \leq q_{\max},$$



with

$$q_{\max} = \sqrt{\frac{r^2}{\left(\frac{h}{\sqrt{\frac{1}{V+2} - \frac{1}{V_{\max}^2}}} - \frac{z}{\sqrt{\frac{1}{V_{Ps}^2} - \frac{1}{V_{\max}^2}}}\right)^2} - \frac{1}{V_{\max}^2}}.$$

Moreover,  $\tilde{t}_h$  is bijective from  $[0; q_{\max}]$  to  $[t_0; \tilde{t}_h(q_{\max})]$  and we denote its inverse by  $q_h$ :

$$q_h(t) = \sqrt{\frac{1}{x^2} \left( t + z \sqrt{\frac{1}{V_{Ps}^2} - \frac{1}{V_{\max}^2}} - h \sqrt{\frac{1}{V+2} - \frac{1}{V_{\max}^2}} \right)^2 - \frac{1}{V_{\max}^2}}.$$

Let us also recall that for  $q_y = q_{\max}$ , the arrival times of the fictitious head and volume waves are the same:  $\tilde{t}_h(q_{\max}) = \tilde{t}_0(q_{\max})$ . As an illustration, we represent the functions  $\tilde{t}_0$  (the red dotted line) and  $\tilde{t}_h$  (the blue solid line) in Fig. 3.

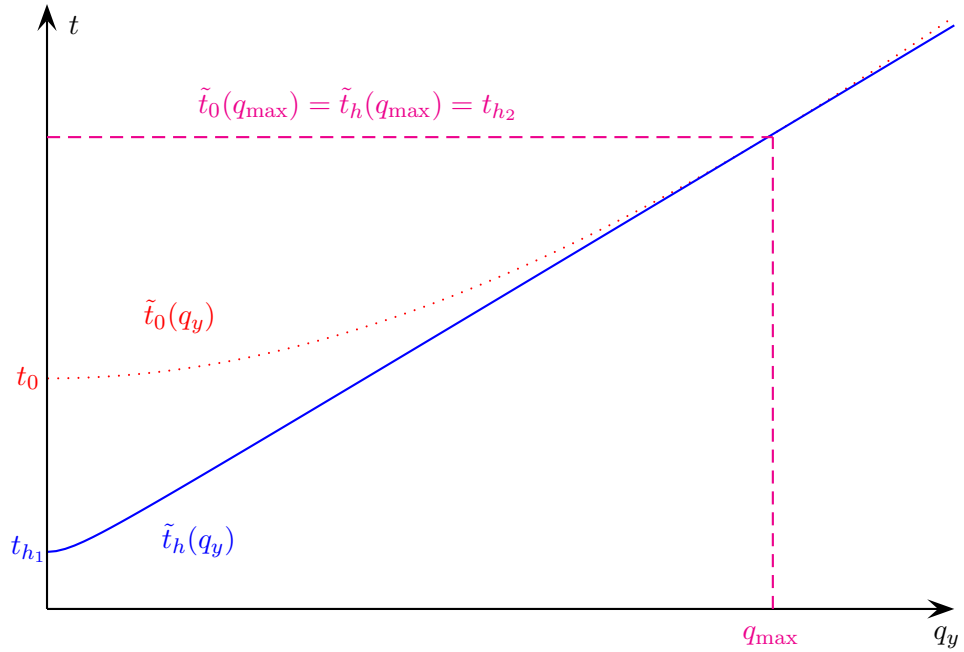


Figure 3: Functions  $\tilde{t}_0$  (red, dotted line) and  $\tilde{t}_h$  (blue, solid line)

We then deduce that

- if  $|\gamma(0, t_0)| \geq \frac{1}{V_{\max}}$

$$\int_{\mathbb{R}^2} \Xi(q_x, q_y) dq_x dq_y = 2 \int_{\mathbb{R}} \int_{\tilde{t}_0(q_y)}^{+\infty} \Re \left( i \gamma(q_y, t) \mathcal{T}_{Ps}(q_y, \gamma(q_y, t)) \frac{\partial \gamma(q_y, t)}{\partial t} \right) e^{-st} dt dq_y;$$

- if  $|\gamma(0, t_0)| < \frac{1}{V_{\max}}$

$$\begin{aligned} \int_{\mathbb{R}^2} \Xi(q_x, q_y) dq_x dq_y &= 2 \int_{-q_{\max}}^{+q_{\max}} \int_{\tilde{t}_h(q_y)}^{\tilde{t}_0(q_y)} \Re \left( i v(q_y, t) \mathcal{T}_{Ps}(q_y, v(q_y, t)) \frac{\partial v(q_y, t)}{\partial t} \right) e^{-st} dt dq_y \\ &+ 2 \int_{\mathbb{R}} \int_{\tilde{t}_0(q_y)}^{+\infty} \Re \left( i \gamma(q_y, t) \mathcal{T}_{Ps}(q_y, \gamma(q_y, t)) \frac{\partial \gamma(q_y, t)}{\partial t} \right) e^{-st} dt dq_y. \end{aligned}$$

### 3.3 Inversion of the integrals

The key point of the method is the inversion of the integral with respect to  $q_y$  with the integral with respect to  $t$ . For the volume wave we have (see Figs. 4 and 5), after having remark that the integrand is even with respect to  $q_y$ :

$$\begin{aligned} & \int_{-\infty}^{+\infty} \int_{\tilde{t}_0(q_y)}^{+\infty} \Re e \left( i \gamma(q_y, t) \mathcal{T}_{Ps}(q_y, \gamma(q_y, t)) \frac{\partial \gamma(q_y, t)}{\partial t} \right) e^{-st} dt dq_y \\ &= 2 \int_{t_0}^{+\infty} \int_0^{q_0(t)} \Re e \left( i \gamma(q_y, t) \mathcal{T}_{Ps}(q_y, \gamma(q_y, t)) \frac{\partial \gamma(q_y, t)}{\partial t} \right) e^{-st} dq_y dt; \end{aligned}$$

and for the head wave (see Figs. 6 and 7):

$$\begin{aligned} & \int_{-q_{\max}}^{+q_{\max}} \int_{\tilde{t}_h(q_y)}^{\tilde{t}_0(q_y)} \Re e \left( i v(q_y, t) \mathcal{T}_{Ps}(q_y, v(q_y, t)) \frac{\partial v(q_y, t)}{\partial t} \right) e^{-st} dt dq_y \\ &= 2 \int_{t_{h_1}}^{t_0} \int_0^{q_h(t)} \Re e \left( i v(q_y, t) \mathcal{T}_{Ps}(q_y, v(q_y, t)) \frac{\partial v(q_y, t)}{\partial t} \right) e^{-st} dq_y dt \\ &+ 2 \int_{t_0}^{t_{h_2}} \int_{q_0(t)}^{q_h(t)} \Re e \left( i v(q_y, t) \mathcal{T}_{Ps}(q_y, v(q_y, t)) \frac{\partial v(q_y, t)}{\partial t} \right) e^{-st} dq_y dt. \end{aligned}$$

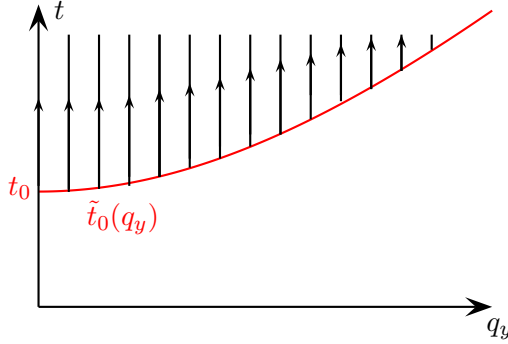


Figure 4: Integration first over  $q_y$  then over  $t$  for the volume wave

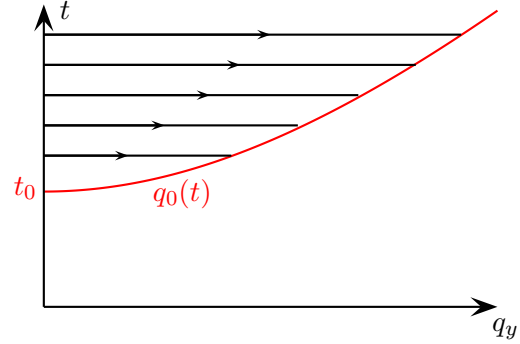


Figure 5: Integration first over  $t$  then over  $q_y$  for the volume wave

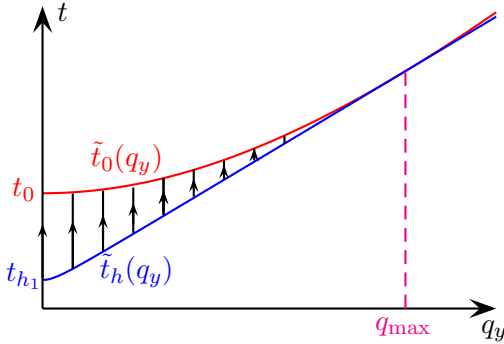


Figure 6: Integration first over  $q_y$  then over  $t$  for the head wave

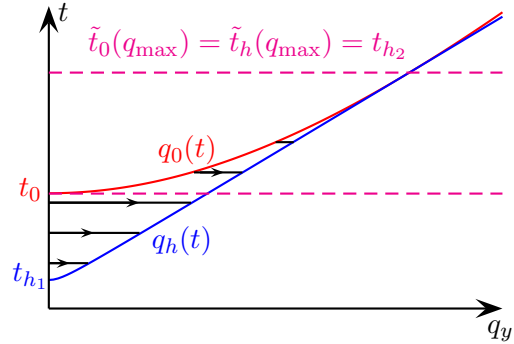


Figure 7: Integration first over  $t$  then over  $q_y$  for the head wave

We thus have:

$$\tilde{u}_{sx,Ps}^-(x, 0, z, s) = \int_0^{+\infty} u_{sx,Ps}^-(x, 0, z, t) e^{-st} dt$$

and we conclude by using the injectivity of the Laplace transform.

## 4 Numerical illustration

To illustrate our results, we have computed the green function and the analytical solution to the following problem: we consider an acoustic layer with a density  $\rho^+ = 1020 \text{ kg/m}^3$  and a celerity  $V^+ = 1500 \text{ m/s}$  on top of a poroelastic layer whose characteristic coefficients are:

- the solid density  $\rho_s^- = 2500 \text{ kg/m}^3$ ;
- the fluid density  $\rho_f^- = 1020 \text{ kg/m}^3$ ;
- the porosity  $\phi^- = 0.4$ ;
- the tortuosity  $a^- = 2$ ;
- the solid bulk modulus  $K_s^- = 16.0554 \text{ GPa}$ ;
- the fluid bulk modulus  $K_f^- = 2.295 \text{ GPa}$ ;
- the frame bulk modulus  $K_b^- = 10 \text{ GPa}$ ;
- the frame shear modulus  $\mu^- = 9.63342 \text{ GPa}$ ;

so that the celerity of the waves in the poroelastic medium are:

- for the fast P wave,  $V_{Pf}^- = 3677 \text{ m/s}$
- for the slow P wave,  $V_{Ps}^- = 1060 \text{ m/s}$
- for the  $\psi$  wave,  $V_S^- = 2378 \text{ m/s}$ .

The source is located in the acoustic layer, at 500 m from the interface. It is a point source in space and a fifth derivative of a Gaussian of dominant frequency  $f_0 = 15 \text{ Hz}$ :

$$f(t) = 2 \frac{\pi^2}{f_0^2} \left[ 3 + 12 \frac{\pi^2}{f_0^2} \left( t - \frac{1}{f_0} \right)^2 + 4 \frac{\pi^4}{f_0^4} \left( t - \frac{1}{f_0} \right)^4 \right] e^{-\frac{\pi^2}{f_0^2} \left( t - \frac{1}{f_0} \right)^2}.$$

We compute the solution at two receivers, the first one is in the acoustic layer, at 533 m from the interface; the first one is in the poroelastic layer, at 533 m from the interface; both are located on a vertical line at 400 m from the source (see Fig. 8). To compute the integrals over  $q$  and the convolution with the source function, we used a classical mid-point quadrature formula.

We represent the  $z$  component of the green function associated to the displacement from  $t = 0$  to  $t = 1.2 \text{ s}$  on Fig 9 and the displacement in Fig. 10. The left picture represents the solution at receiver 1 while the right picture represents the solution at receiver 2. As all the types of waves are computed independently, it is easy to distinguish all of them, as it is indicated in the figures. solution.

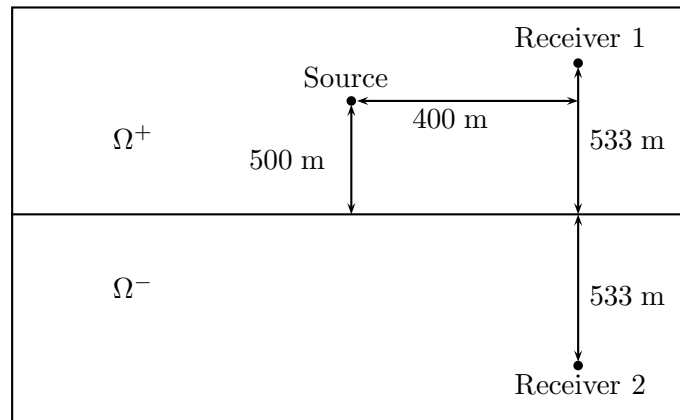
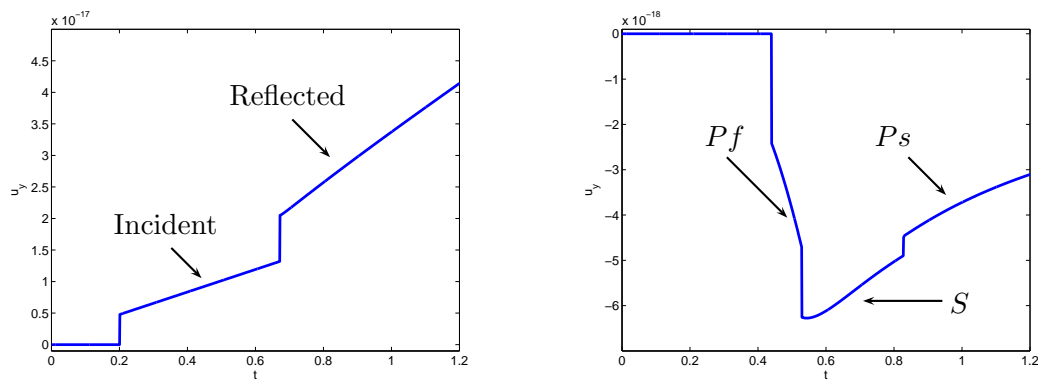
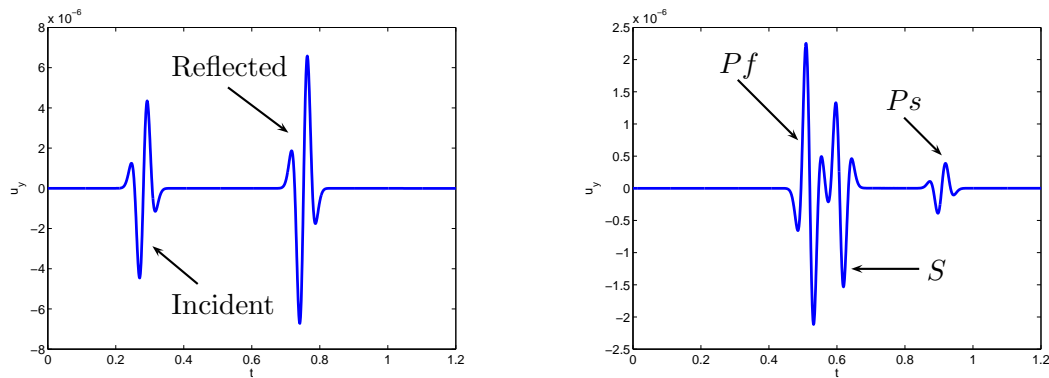


Figure 8: Configuration of the experiment

Figure 9: The  $z$  component of the green function associated to the displacement at receiver 1 (left picture) and 2 (right picture).Figure 10: The  $z$  component of the displacement at receiver 1 (left picture) and 2 (right picture).

## 5 Conclusion

In this paper we have provided the complete solution (reflected and transmitted wave) of the propagation of wave in a stratified 3D medium composed of an acoustic and a poroelastic layer. In a forthcoming paper we will extend the method to the propagation of waves in bilayered poroelastic medium in three dimensions.

## A Definition of the fictitious and real arrival times of the volume waves.

We detail in this section the computation of the fictitious and real arrival times of the transmitted  $Ps$  wave at point  $(x, 0, z)$ . For a given  $q_y \in \mathbb{R}$ , we first determine fastest path of the wave from the source to the point  $(x, 0, z)$ , travelling at a velocity  $\mathcal{V}^+(q_y)$  in the upper layer and at a velocity  $\mathcal{V}_{Ps}^-(q_y)$  in the bottom layer: we search a point  $\xi_0$  on the interface between the two media which minimizes the function

$$t(\xi) = \frac{\sqrt{\xi^2 + h^2}}{\mathcal{V}^+(q_y)} + \frac{\sqrt{(x - \xi)^2 + z^2}}{\mathcal{V}_{Ps}^-(q_y)}$$

(see Fig. 11). This leads us to find  $\xi_0$  such that

$$t'(\xi_0) = \frac{\xi_0}{\mathcal{V}^+(q_y)\sqrt{\xi_0^2 + h^2}} + \frac{\xi_0 - x}{\mathcal{V}_{Ps}^-(q_y)\sqrt{(x - \xi_0)^2 + z^2}} = 0. \quad (39)$$

From a numerical point of view, the solution of this equation is done by computing the roots of the following fourth degree polynomial

$$\begin{aligned} & \left( \frac{1}{\mathcal{V}^+(q_y)} - \frac{1}{\mathcal{V}_{Ps}^-(q_y)} \right) X^4 + 2x \left( \frac{1}{\mathcal{V}_{Ps}^-(q_y)} - \frac{1}{\mathcal{V}^+(q_y)} \right) X^3 \\ & + \left( \frac{x^2 + z^2}{\mathcal{V}^+(q_y)} - \frac{x^2 + h^2}{\mathcal{V}_{Ps}^-(q_y)} \right) X^2 + \frac{xh^2}{\mathcal{V}_{Ps}^-(q_y)} X + \frac{x^2h^2}{\mathcal{V}_{Ps}^-(q_y)}, \end{aligned}$$

$\xi_0$  is thus the only real root of this polynomial located between 0 and  $x$  which is also solution of (39). Once  $\xi_0$  is computed, we can define

$$\tilde{t}_0(q_y) = \frac{\sqrt{\xi_0^2 + h^2}}{\mathcal{V}^+(q_y)} + \frac{\sqrt{(x - \xi_0)^2 + z^2}}{\mathcal{V}_{Ps}^-(q_y)} \text{ and } t_0 = \tilde{t}_0(0)$$

Let us remark that

**Property A.1.** *Since the fictitious velocities are smaller than the real one, the fictitious arrival times are greater than the real one. Moreover, since the fictitious velocities are even functions decreasing on  $\mathbb{R}^+$ ,  $\tilde{t}_0$  is an even function, increasing on  $\mathbb{R}^+$ .*

**Corollaire A.1.** *The function  $\tilde{t}_0$  is bijective from  $\mathbb{R}^+$  to  $\mathbb{R}^+$ .*

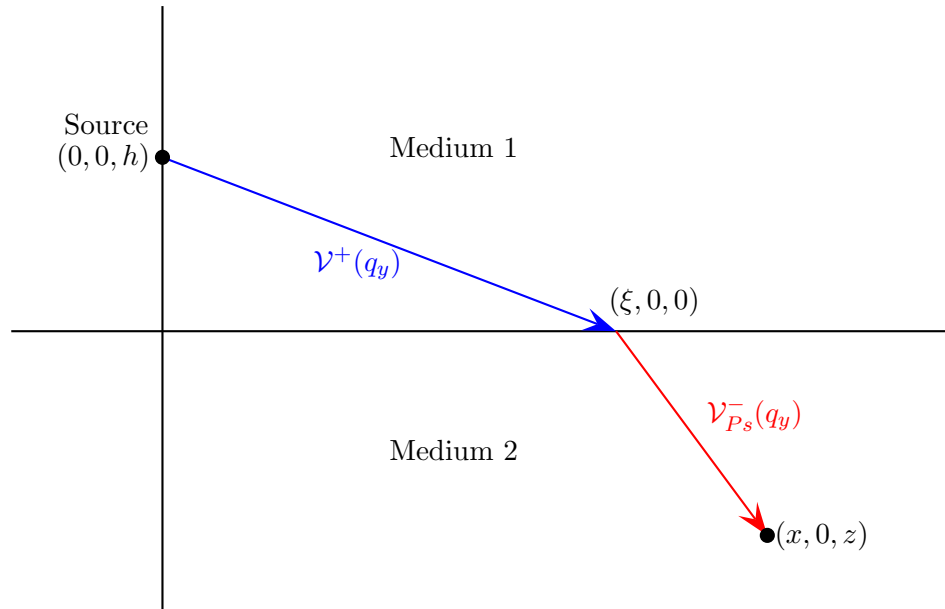


Figure 11: Path of the transmitted  $i$  wave

## References

- [1] M. A. Biot. Theory of propagation of elastic waves in a fluid-saturated porous solid. I. low-frequency range. *J. Acoust. Soc. Am*, 28:168–178, 1956.
- [2] M. A. Biot. Theory of propagation of elastic waves in a fluid-saturated porous solid. II. higher frequency range. *J. Acoust. Soc. Am*, 28:179–191, 1956.
- [3] M. A. Biot. Mechanics of deformation and acoustic propagation in porous media. *J. Appl. Phys.*, 33:1482–1498, 1962.
- [4] L. Cagniard. *Reflection and refraction of progressive seismic waves*. McGraw-Hill, 1962.
- [5] J. M. Carcione. *Wave Fields in Real Media : Wave propagation in Anisotropic, Anelastic and Porous Media*. Pergamon, 2001.
- [6] A. T. de Hoop. The surface line source problem. *Appl. Sci. Res. B*, 8:349–356, 1959.
- [7] J. Diaz. *Approches analytiques et numériques de problèmes de transmission en propagation d’ondes en régime transitoire. Application au couplage fluide-structure et aux méthodes de couches parfaitement adaptées*. PhD thesis, Université Paris 6, 2005. in french.
- [8] J. Diaz and A. Ezziiani. Analytical solution for wave propagation in stratified acoustic/porous media. part I: the 2D case. Technical Report 6509, INRIA, 2008.

- [9] J. Diaz and A. Ezziani. Analytical solution for wave propagation in stratified poroelastic medium. part I: the 2D case. Technical Report 6591, INRIA, 2008.
- [10] J. Diaz and A. Ezziani. Gar6more 2d. <http://www.spice-rtn.org/library/software/Gar6more2D>, 2008.
- [11] J. Diaz and A. Ezziani. Gar6more 3d. <http://www.spice-rtn.org/library/software/Gar6more3D>, 2008.
- [12] A. Ezziani. *Modélisation mathématique et numérique de la propagation d’ondes dans les milieux viscoélastiques et poroélastiques*. PhD thesis, Université Paris 9, 2005. in french.
- [13] S. Feng and D. L. Johnson. High-frequency acoustic properties of a fluid/porous solid interface. ii. the 2d reflection green’s function. *J. Acoust. Sec. Am.*, 74(3):915–924, 1983.
- [14] Q. Grimal. *Etude dans le domaine temporel de la propagation d’ondes élastiques en milieux stratifiés ; modélisation de la reponse du thorax a un impacts*. PhD thesis, Université Paris12-Val de Marne, 2003. in french.
- [15] Y. Pao and R. Gajewski. *The generalized ray theory and transient response of layered elastic solids*, volume 13 of *Physical Acoustics*, chapter 6, pages 183–265. 1977.
- [16] J. H. M. T. van der Hijden. *Propagation of transient elastic waves in stratified anisotropic media*, volume 32 of *North Holland Series in Applied Mathematics and Mechanics*. Elsevier Science Publishers, 1987.

## Contents

<b>1</b>	<b>The model problem</b>	<b>3</b>
1.1	The equation of acoustics . . . . .	4
1.2	Biot’s model . . . . .	5
1.3	Transmission conditions . . . . .	6
1.4	The Green problem . . . . .	6
<b>2</b>	<b>Expression of the analytical solution</b>	<b>10</b>
<b>3</b>	<b>Proof of the theorem</b>	<b>19</b>
3.1	The solution in the Laplace-Fourier plane . . . . .	20
3.2	The Laplace transform of the solution . . . . .	22
3.3	Inversion of the integrals . . . . .	24
<b>4</b>	<b>Numerical illustration</b>	<b>25</b>
<b>5</b>	<b>Conclusion</b>	<b>27</b>
<b>A</b>	<b>Definition of the fictitious and real arrival times of the volume waves.</b>	<b>27</b>



---

Centre de recherche INRIA Bordeaux – Sud Ouest  
Domaine Universitaire - 351, cours de la Libération - 33405 Talence Cedex (France)

Centre de recherche INRIA Grenoble – Rhône-Alpes : 655, avenue de l'Europe - 38334 Montbonnot Saint-Ismier  
Centre de recherche INRIA Lille – Nord Europe : Parc Scientifique de la Haute Borne - 40, avenue Halley - 59650 Villeneuve d'Ascq  
Centre de recherche INRIA Nancy – Grand Est : LORIA, Technopôle de Nancy-Brabois - Campus scientifique  
615, rue du Jardin Botanique - BP 101 - 54602 Villers-lès-Nancy Cedex  
Centre de recherche INRIA Paris – Rocquencourt : Domaine de Voluceau - Rocquencourt - BP 105 - 78153 Le Chesnay Cedex  
Centre de recherche INRIA Rennes – Bretagne Atlantique : IRISA, Campus universitaire de Beaulieu - 35042 Rennes Cedex  
Centre de recherche INRIA Saclay – Île-de-France : Parc Orsay Université - ZAC des Vignes : 4, rue Jacques Monod - 91893 Orsay Cedex  
Centre de recherche INRIA Sophia Antipolis – Méditerranée : 2004, route des Lucioles - BP 93 - 06902 Sophia Antipolis Cedex

---

Éditeur  
INRIA - Domaine de Voluceau - Rocquencourt, BP 105 - 78153 Le Chesnay Cedex (France)  
<http://www.inria.fr>  
ISSN 0249-6399