

Phase Transitions and Chaos in Long-Range Models of Coupled Oscillators

G. MIRITELLO¹, A. PLUCHINO¹ and A. RAPISARDA¹

¹ *Dipartimento di Fisica e Astronomia, Università di Catania, and INFN sezione di Catania, Via S. Sofia 64, I-95123 Catania, Italy*

PACS 05.70.Fh – Phase transitions in statistical mechanics and thermodynamics
 PACS 05.45.Jn – High dimensional chaos
 PACS 05.45.Xt – Synchronization
 PACS 31.30.Jh – Long-range interactions

Abstract. – We study the chaotic behavior of the synchronization phase transition in the Kuramoto model. We discuss the relationship with analogous features found in the Hamiltonian Mean Field (HMF) model. Our numerical results support the connection between the two models, which can be considered as limiting cases (dissipative and conservative, respectively) of a more general dynamical system of damped-driven coupled pendula. We also show that, in the Kuramoto model, the shape of the phase transition and the largest Lyapunov exponent behavior are strongly dependent on the distribution of the natural frequencies.

Introduction. – Long-range interacting systems have been intensively studied in the last years and new methodologies have been developed in the attempt to understand their intriguing features. One of the most promising directions is the combination of statistical mechanics tools and methods adopted in dynamical systems [1]. In particular, phase transitions have been extensively explored in both conservative and dissipative long-range systems. The Hamiltonian Mean Field (HMF) model [2] and the Kuramoto model [3–5] represent two paradigmatic toy models, the former conservative and the latter dissipative, for many real systems with long-range forces and have several applications. Both models share the same order parameter and display a spontaneous phase transition from an homogeneous/incoherent phase to a magnetized/synchronized one.

In [6] we already observed that HMF and Kuramoto models can be considered as limiting cases (respectively conservative and overdamped) of a more general model of driven-damped coupled inertial oscillators. In this paper we present new numerical results which support a common scenario for the two models. More precisely, first we discuss the well known equilibrium features of the second order phase transition in the HMF model, then we study the stationary asymptotic behavior of the Kuramoto model as a function of the coupling strength. On one hand, through new numerical simulations of large size systems,

we confirm, that, as studied in [7], the shape of the dynamical phase transition in the Kuramoto model changes from a continuous to an abrupt one, depending on the distribution of the natural frequencies of the oscillators. On the other hand, and this is our main result, we clearly show that, as for the HMF model, the largest Lyapunov exponent (LLE) of the Kuramoto model exhibits a peak just around the critical value, confirming the generality of this microscopic signature for a phase transition. Chaotic behavior in the Kuramoto model was discussed previously in ref. [8]. However those authors compute the entire spectrum of the Lyapunov exponents only for small sizes and only for one kind of natural frequencies distribution, without discussing the strong dependence of the chaotic behavior on the shape of that distribution and its persistence in the thermodynamical limit. Finally, we also show how the phase transition changes continuously from first-order to second-order by tuning the width of the natural frequencies distribution and we draw a complete phase diagram. As far as we know, these results are reported for the first time and we think that they could provide with new insights for the study of dynamical phase transitions in systems displaying collective synchronization.

Phase transition and chaos in the HMF model. – The Hamiltonian Mean Field model describes the dynamics of N classical spins or rotators, characterized by the an-

gles $\theta_i \in [-\pi, \pi[$ and the conjugate momenta $p_i \in]-\infty, \infty[$, which can also be represented as particles moving on the unit circle. In its ferromagnetic version the Hamiltonian of the model is given by:

$$H = K + V = \sum_{i=1}^N \frac{p_i^2}{2m} + \frac{1}{2N} \sum_{i,j=1}^N [1 - \cos(\theta_i - \theta_j)], \quad (1)$$

where $i = 1, \dots, N$ and the mass m is usually set to 1. The potential term of Eq.1 reveals the mean field nature of the model, since each rotator can interact with all the others. Such a nature becomes more evident if we define as order parameter the magnetization $\mathbf{M} = M e^{i\phi} = \frac{1}{N} \sum_{j=1}^N e^{i\theta_j}$, where M and ϕ are the modulus and the global phase. Within this assumption the Hamilton equations of motion can be written

$$\ddot{\theta}_i = \frac{1}{N} \sum_{j=1}^N \sin(\theta_j - \theta_i) = M \sin(\phi - \theta_i), \quad i = 1, \dots, N, \quad (2)$$

which correspond to the equations of single pendula in a mean field potential. We note also [6] that Eq.2 can be regarded as the conservative limit of the following mean field equation describing a system of driven and damped pendula (with unit mass):

$$\ddot{\theta}_i + B\dot{\theta}_i + CM \sin(\theta_i - \phi) = \Gamma, \quad i = 1, \dots, N, \quad (3)$$

provided that the coupling $C = 1$, the damping coefficient $B = 0$ and the torque term $\Gamma = 0$.

The equilibrium solution of the HMF model can be derived in both the canonical and microcanonical ensembles [2]. It gives the exact expression of the so-called *caloric curve*, i.e. the dependence of the energy density $U = H/N$ on the temperature T : $U = \frac{1}{2\beta} + \frac{1}{2}(1 - M^2)$, being $\beta = 1/T$, and predicts a second-order phase transition from a low-energy condensed phase (with $M > 0$) to an high-energy homogeneous one (with $M = 0$) at the critical temperature $T_C = 1/2$ (corresponding to the critical energy density $U = 4/3$).

The microcanonical simulations at equilibrium confirm these predictions and also allow to get some information about the microscopic dynamics of the system [2,9]. It is well known that in classical many-particle systems macroscopic collective behavior can coexist with chaos at the microscopic level. This feature is particularly evident near a phase transition, where chaotic dynamics can induce non trivial time dependence in macroscopic quantities. In these cases it is worthwhile to study the Largest Lyapunov exponent (LLE), which gives a sufficient condition for chaotic instability by measuring the asymptotic rate of exponential growth of vectors in tangent space. For this purpose one has to consider the limit: $\lambda = \lim_{t \rightarrow \infty} \frac{1}{t} \ln \frac{d(t)}{d(0)}$, where $d(t) = \sqrt{\sum_i ((\delta\theta_i)^2 + (\delta p_i)^2)}$ is the Euclidean distance calculated from the infinitesimal displacements at time t . Then, in order to obtain the time evolution of $d(t)$,

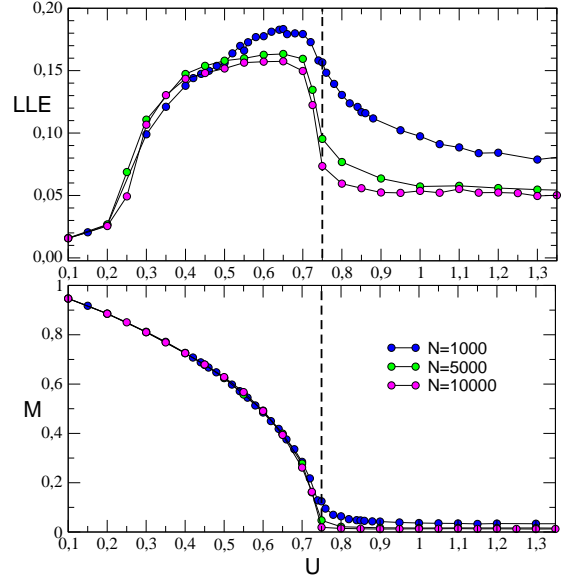


Fig. 1: (Lower panel) The modulus of the order parameter M of the HMF model is plotted as a function of the energy density U for various system sizes at equilibrium: $N = 1000, 5000, 10000$; (Upper panel) Numerical calculation of the equilibrium largest Lyapunov exponent (LLE) as a function of U for the same system sizes. In both the panels each dot represents an average over 10 runs. See text.

one must integrate along the reference orbit the linearized equations of motion following for example the procedure of ref. [10].

In the upper panel of Fig.1 we plot the LLE as a function of the energy density for increasing system sizes N , while in the lower panel the correspondent magnetization curve, exhibiting the typical shape of a continuous phase transition, is reported for comparison. An average over 10 realizations at equilibrium has been considered for each point. As expected, in both the limits of small and large energies, where the system becomes integrable, the LLE goes to zero. On the other hand, just before the critical energy, LLE exhibits a peak which persists and becomes broader increasing the size N (see also [9]). In particular, it has been already shown (see Fig.16 in [2]) that the LLE is positive and N -independent just below the transition, while it goes to zero above it (as $N^{-1/3}$) and also for very small energy densities. Such a behavior at equilibrium is strikingly correlated to the kinetic energy fluctuations [2,9] and it is also in agreement with a theoretical formula relating the LLE with other dynamical quantities [11], see [12,13] for the general theory. In the next section we will show that analogous features can be found also in an apparently different context, as that one of the Kuramoto model.

Phase transition and chaos in the Kuramoto model. – The Kuramoto model [3–5] is considered one of the simplest models exhibiting spontaneous collective synchronization. It describes a large population of cou-

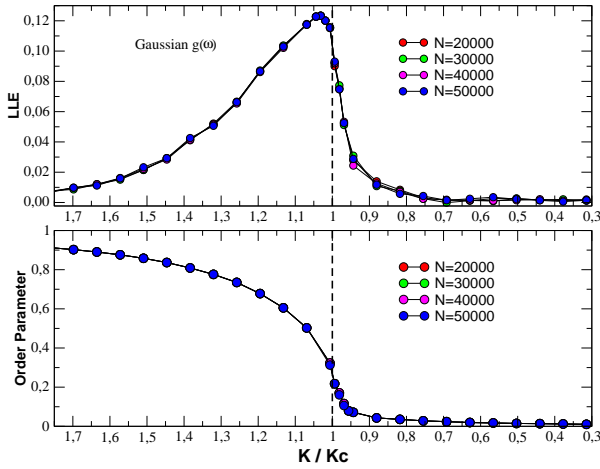


Fig. 2: (Lower panel) The asymptotic order parameter r of the Kuramoto model is plotted as a function of the ratio K/K_C for several system sizes ($N = 20000, 30000, 40000$ and 50000) and for a Gaussian distribution $g(\omega)$ of the natural frequencies. Decreasing values of K/K_C are used in order to compare the data with the HMF ones. In this case $K_C = 1.59617\dots$ A second-order-like dynamical transition from the homogeneous phase to a synchronized one, similar to that one observed in the HMF model (Fig.1), is clearly visible. (Upper panel) The Largest Lyapunov Exponent (LLE) is plotted as function of K/K_C . A smooth peak around the phase transition, more similar to the HMF model's one, indicates a microscopic chaotic activity which is maximal just before the critical point (for $K > K_C$). In both panels each dot represents an average over 10 realizations. See text.

pled limit-cycle oscillators, each one characterized by a phase θ_i and a natural frequency ω_i , whose dynamics is given by:

$$\dot{\theta}_i = \omega_i + \frac{K}{N} \sum_{j=1}^N \sin(\theta_j - \theta_i), \quad (4)$$

where $K \geq 0$ is the coupling strenght and $i = 1, \dots, N$. The natural frequencies are time-independent and are randomly chosen from a symmetric, unimodal distribution $g(\omega)$. We will consider here only uniform and Gaussian $g(\omega)$ distributions. As in the case of HMF model, one can imagine the oscillators as particles moving on the unit circle. For small values of K , the oscillators act as if they were uncoupled and each oscillator tends to run independently and incoherently with its own frequency. Instead, when K exceeds a certain threshold K_C , the coupling tends to synchronize each oscillator with all the others and the system exhibits a spontaneous transition from the previous incoherent state to a synchronized one, where all the oscillators rotate at the same frequency Ω (a value which corresponds to the average frequency of the system, preserved by the dynamics). As shown by Kuramoto itself [3], the critical value of the coupling depends only on the central value $g(\omega = 0)$ of the distribution $g(\omega)$ in accordance with the expression $K_C = \frac{2}{\pi g(0)}$.

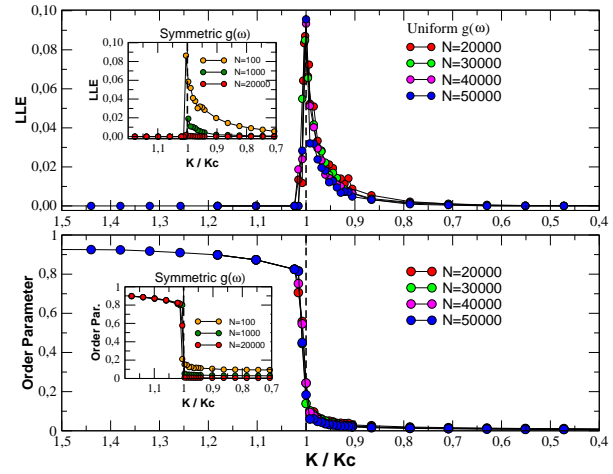


Fig. 3: (Lower panel) The asymptotic order parameter r of the Kuramoto model is plotted as a function of the ratio K/K_C for several system sizes ($N = 20000, 30000, 40000$ and 50000) and for a uniform distribution $g(\omega)$ of the natural frequencies. The critical coupling is in this case $K_C = 8/\pi$. A first-order-like dynamical transition from the homogeneous phase to a synchronized one is clearly visible. This is more evident in the inset where a "symmetric" uniform distribution was used, see text. (Upper panel) The Largest Lyapunov Exponent (LLE) is plotted as function of K/K_C . A sharp peak around the phase transition indicates microscopic chaotic activity. Also in this case we show in the inset the results for the "symmetric" frequency distribution, see text, for which the transition is sharper. In all panels each dot represents an average over 10 runs. See text.

The order parameter of the Kuramoto model is perfectly equivalent to the magnetization in the HMF model and it is given by $\mathbf{r} = r e^{i\phi} = \frac{1}{N} \sum_{j=1}^N e^{i\theta_j}$, where ϕ is, again, the average global phase corresponding to the centroid of the phases of the oscillators and the modulus $0 < r < 1$ represents the degree of synchronization of the population. In terms of the variables r and ϕ , eq. (4) can be rewritten as:

$$\dot{\theta}_i = \omega_i + K r \sin(\phi - \theta_i), \quad i = 1, \dots, N. \quad (5)$$

where, as happened also for the HMF model, the mean field character of the system becomes obvious. For a given value of K , as the population becomes more coherent, r grows and the effective coupling Kr increases. In this regime of partial synchronization, as predicted by the solutions of eq.(5), two kinds of oscillators coexist depending on the size of $|\omega_i|$ relative to Kr : (i) oscillators with $|\omega_i| > Kr$, called *drifting-oscillators*, that run incoherently around the unit circle; (ii) oscillators with $|\omega_i| \leq Kr$, called *locked-oscillators*, that are trapped in a rotating cluster. The dynamic interplay between these two kinds of oscillators is probably at the root of the microscopic chaotic behavior which, as we will show, characterizes the regime of partial synchronization. On the other hand, when the effective coupling Kr becomes strong enough, all the oscillators rotate in the same cluster at the frequency

Ω and any fingerprints of chaos disappears: in fact, in this case, the system behaves like a single giant oscillator and becomes thus integrable.

If we consider again eq.(3) describing a system of coupled driven/damped pendula, one can immediately verify that eq.(5) represents its overdamped limit, i.e. the case $B \gg 1$ [6]. In this context, the natural frequencies ω_i play the role of the torque term, while $C = K$ and $M = r$. This common origin of both HMF and Kuramoto models from eq.(3) seems to indicate the existence of a non trivial link between the two oscillators systems, despite the non-Hamiltonian character of the latter. Actually, their dynamics reveals many analogies. In refs. [14] the authors studied a generalized version of the Kuramoto model which share similarities with the behavior of the HMF model. On the other hand, in ref. [6] we studied analogies in the quasi-stationary behavior, i.e. the appearance of metastable states near the phase transition. In the following we will compare the stationary behavior of the Kuramoto model with the equilibrium regime of the HMF model, with particular focus on the chaotic aspects. In the lower panels of Fig.2 and Fig.3 we show the asymptotic behavior of the Kuramoto order parameter r as a function of the control parameter K for two different distributions of the natural frequencies $g(\omega)$, respectively a Gaussian and a uniform one, and for large systems of oscillators (from $N = 20000$ to $N = 50000$). As predicted by Kuramoto analysis, in both cases we observe a phase transition at a critical value $K_C = \frac{2}{\pi g(0)}$. The Gaussian distribution has mean 0 and variance 1, therefore from the normalization condition follows $g(0) = 1/\sqrt{2\pi}$ and $K_C = 1.59617\dots$. The uniform distribution is selected in the range $\omega \in [-2, 2]$ therefore the normalization conditions gives $g(0) = 1/4$ and $K_C = 8/\pi$. In order to compare the two cases, we plot the order parameter as a function of K/K_C and for several sizes of the system. Please notice that we show decreasing values of K/K_C in order to better compare Kuramoto data with those of the HMF model. An average over 10 realizations has been considered for each dot. One immediately recognizes a different kind of transition: a continuous (second-order-like) one, for the Gaussian $g(\omega)$ (Fig.2) and an abrupt (first-order-like) one, for the uniform $g(\omega)$ (Fig.3). Correspondingly, two different behaviors of the LLE (calculated as in the previous section following ref. [10]) were also observed: they are plotted in the upper panels of Figs.2 and 3 and clearly show that the LLE can be considered as a good dynamical indicator of the phase transitions. In fact we observe a pronounced peak around the transition, for the uniform case, and a smoother curve with a maximum near the transition for the Gaussian case. In both cases the chaotic regime, characterized by a positive finite LLE, seems to be related with the simultaneous presence of drifting and locking oscillators, i.e. with the existence of partially synchronized asymptotic stationary states, and seems not to depend on the size of the system (as happened below the

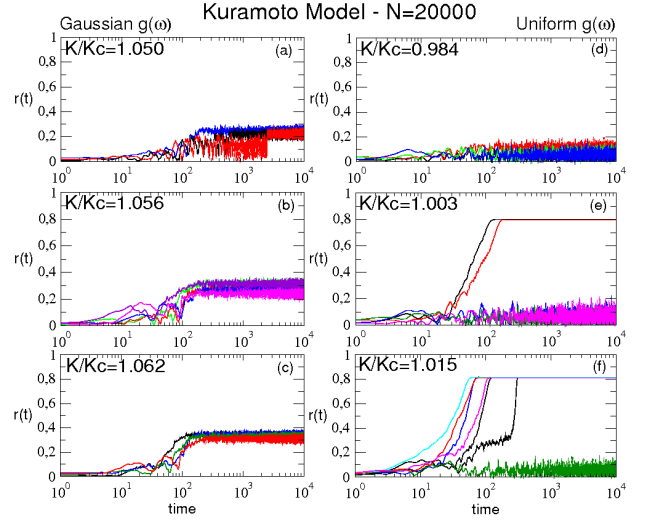


Fig. 4: Temporal evolution of the order parameter $r(t)$ near the phase transition for several runs and different distributions $g(\omega)$: the Gaussian one, panels (a), (b) and (c) and the uniform one, panels (d), (e) and (f). Metastable states are visible in panels (a) and (f). See text.

critical energy in the HMF model). On the other hand, as expected, the LLE vanishes for small or high values of the coupling, being in those cases the system completely homogeneous or fully synchronized (i.e., in both the cases, integrable).

These results confirm a previous study by Pazo [7], concerning the dependence of the transition order on the $g(\omega)$ distribution, and extend the investigation of Maistrenko et al. [8] without any contradiction. In particular, in the latter, the authors show that phase chaos in Kuramoto model arises as soon as $N = 4$ or more oscillators interact. But, even if they compute the entire Lyapunov spectrum, indeed they take into account only relatively small system sizes (up to $N \leq 200$) and do not distinguish between different kinds of phase transition. Furthermore, they mainly consider the so-called *symmetric* Kuramoto model, where the natural frequencies ω_i are symmetrically allocated around the mean frequency Ω : the latter is a very peculiar case, which gives rise to a very sharp first-order-like phase transition for the order parameter, with a corresponding LLE that is zero for all the values of the coupling except for a very narrow zone around the phase transition, which seems to vanish increasing the size of the system. Numerical results for the symmetric $g(\omega)$ distribution are shown in the insets of Fig.3, where the sharp transition in the order parameter is clearly evident (lower inset), together with the correspondent size-dependent LLE behavior (upper inset). This distribution is however very peculiar and not very realistic, although easier to deal with from an analytical point of view. On the other hand, the plots of Fig.2 look very similar to those of Fig.1 and seem to indicate that the Gaussian $g(\omega)$ choice for the natu-

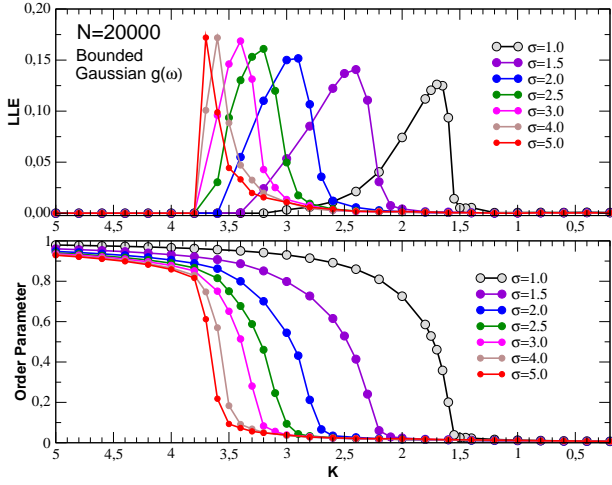


Fig. 5: (Lower panel) The asymptotic order parameter r of the Kuramoto model is plotted as a function of the coupling K for a system of $N = 20000$ oscillators and for several bounded Gaussian distributions $g(\omega)$, with different standard deviations σ and $\omega \in [-3, 3]$. Increasing σ (curves from right to left), the $g(\omega)$'s change continuously from a Gaussian to a uniform distribution and, in correspondence, the phase transition changes continuously from a second-order-like to a first-order-like one, while the critical value of the coupling K_C shift to the left. (Upper panel) The Largest Lyapunov Exponent is plotted as function of K . Increasing σ its behavior changes continuously from the smooth peak characteristic of a Gaussian $g(\omega)$ to the sharp peak characteristic of the uniform one. Each dot represents an average over 10 runs. See text.

ral frequencies distribution yields a phase transition and a chaotic behavior qualitatively analogous to that one found in the HMF model. Comparing Fig.2 and Fig.3, it clearly appears that, at variance with what happens in the uniform $g(\omega)$ case, where both homogeneous and synchronized states simultaneously appear in correspondence of the abrupt phase transition, the Gaussian $g(\omega)$ distribution drives the Kuramoto system along an HMF-like continuous transition without coexistence of different phases. In Fig.4 we present several plots which confirm this interesting feature. For a system of $N = 20000$ oscillators, we draw the temporal evolution of the order parameter $r(t)$ for several single runs as a function of three values K/K_C near the phase transition, for both Gaussian (left column) and uniform (right column) $g(\omega)$. It clearly appears that in the latter case (panels (e) and (f)) stationary states with high and low asymptotic values of r coexist, while in the former case (panels (a), (b) and (c)) only partially synchronized stationary states are visible. Such a result reinforces the distinction between the first-order-like and second-order-like dynamical phase transitions, occurring in the Kuramoto model in correspondence of different $g(\omega)$ distributions, which seem to play a very crucial role. As already noticed in ref. [6], in some cases (see for example panels (a) and (f)) also metastable states appear,

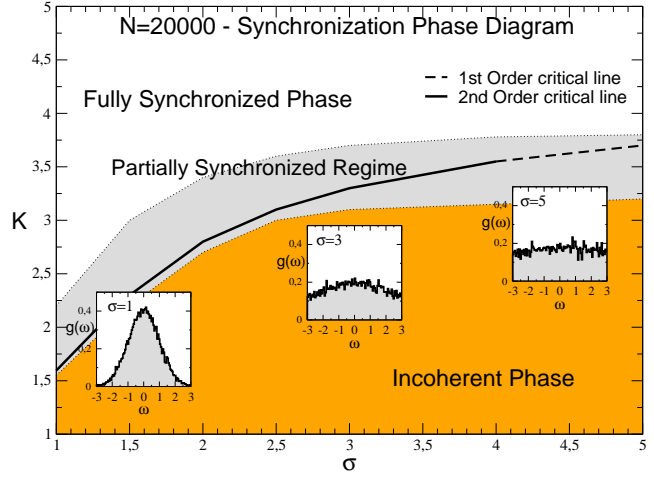


Fig. 6: For the Kuramoto model we show the phase diagram of K versus σ in the case with $N = 20000$. A well defined critical line, changing from 2nd-order (full line) to 1st-order (dashed line) by increasing the value of σ , separates the fully synchronized phase to the incoherent one. The partially synchronized regime (characterized by a positive largest Lyapunov exponent and $0 < r < 0.8$) is also indicated (shaded area) between the two. In the insets, the bounded $g(\omega)$ distributions (with $\omega \in [-3, 3]$) used in the simulations are plotted for three increasing values of σ . See text.

for both $g(\omega)$ distributions, analogously to the appearance of metastable quasistationary states (QSS) in the HMF model (when the system starts from out-of-equilibrium initial conditions). A more detailed study on these states and on their chaotic properties, also in relationship with the violation of Central Limit Theorem and with the metastable regime of the HMF model [15], is in preparation [16].

We conclude this section by showing how the two kinds of phase transitions observed in the Kuramoto model can turn one into the other by slowly changing the $g(\omega)$ distribution of the natural frequencies from Gaussian to uniform. This was realized by using bounded Gaussian distributions with a standard deviation σ changing from 1 to 5 and with $\omega \in [-3, 3]$ (we have adopted this range, instead of the $\omega \in [-2, 2]$ previously used for the uniform distribution, in order to have a suitable Gaussian for $\sigma = 1$). In such a way one recovers, for $\sigma = 1$, the Gaussian distribution used in Fig.2, which becomes smoother and smoother increasing the standard deviation until, for $\sigma = 5$, one obtains an almost uniform distribution, like that used in Fig.3 (see for example the insets of Fig.6). By calculating the order parameter and the LLE as function of K for several values of σ , we obtain the curves shown in Fig.5 for $N = 20000$. In this figure a continuous transformation from a second-order HMF-like phase transition (lower panel, on the right) to an abrupt first-order-like one (on the left) is clearly visible, together with an analogous change (from smooth to pronounced) in the peak of the largest Lyapunov exponent (upper panel),

whose maximum value is also related with $g(\omega)$. In correspondence, the critical value K_C , initially depending on σ , moves from right to left towards a final value which does not depend on σ any more. At the same time, the region of partial synchronization, which is mainly situated after the phase transition when the latter is 2nd-order-like, progressively shifts before the phase transition when it becomes 1st-order-like. This scenario is summarized in the plot of Fig.6, where the synchronization phase diagram of K versus σ for the Kuramoto model is shown. Please notice that this diagram is schematic and not universal since it depends on the range of $g(\omega)$ and is likely affected also by unavoidable finite size effects. We report in the three insets examples of $g(\omega)$ distributions for $\sigma = 1, 3, 5$. The critical line, drawn as a full line for the second-order-like phase transition and as a dashed line for the first-order-like one, separates the incoherent phase, with vanishing values for both r and the LLE, from the fully synchronized one, characterized by a large value of the order parameter ($r > 0.8$) and, again, by a vanishing LLE. Just around the critical line we found the partially synchronized regime, with positive LLE and values $0 < r < 0.8$. Notice that only for values of σ greater than ~ 4 the transition starts to be first-order-like, i.e. with a coexistence of homogeneous and synchronized asymptotic stationary states in the partially synchronized regime. As a final remark, we notice that in Ref. [17] a similar phase diagram was shown for the HMF model. In that case the authors considered the plane U versus M_0 , being the latter a parameter which specifies the class of out-of-equilibrium initial conditions leading to metastable quasistationary states. Such a plane was separated into two parts by a critical line, indicating both second-order and first-order phase transitions from an homogeneous QSS regime to a magnetized one. Despite the different context, we think that this analogy could be considered a further point of contact between the HMF and the Kuramoto scenarios.

Conclusions. – We presented new numerical evidence of the presence of chaotic behavior in the Kuramoto model for very large system sizes, discussing the analogies with the Hamiltonian Mean Field (HMF) model. We studied the phase transition features and the LLE behavior for both models. The latter can be also regarded as the dissipative and the conservative version of a more general model of coupled driven/damped pendula. Our simulations confirm that two different kinds of dynamical phase transitions occur in the Kuramoto model, depending on the distribution of the natural frequencies adopted as driving term. A uniform $g(\omega)$ gives rise to a sharp first-order-like transition, where both homogeneous and synchronized stationary states coexist. Instead, a Gaussian $g(\omega)$ yields a continuous second-order-like transition, very similar to the true thermodynamical phase transition observed in the HMF model. On the other hand, the presence in the Kuramoto model of a peak observed in the LLE correspondingly to the critical region and regardless

of the kind of distribution $g(\omega)$ reflects the fact that in this region the competition between locked and drifting oscillators activates a microscopic chaotic dynamics which is a good dynamical indicator of the phase transition. Again, such a chaotic behavior shows many analogies with the one observed in the HMF model, which exhibits as well a peak just before the critical point, where there are large fluctuations in the main thermodynamical quantities characterizing the macroscopic phase transition.

We thank Marcello Iacono Manno for help in the preparation of the scripts to run our codes on the TRIGRID platform. Useful discussions with Stefano Ruffo and Duccio Fanelli are acknowledged.

REFERENCES

- [1] T. DAUXOIS, S. RUFFO, E. ARIMONDO, M. WILKENS (EDS.), *Dynamics and Thermodynamics of Systems with Long Range Interactions*, **Lecture Notes in Physics, Springer** (2002)
- [2] T. DAUXOIS, V. LATORA, A. RAPISARDA, S. RUFFO AND A. TORCINI, *Dynamics and Thermodynamics of Systems with Long Range Interactions*, **Lectures Notes in Physics, Springer** (2002) p.458
- [3] Y. KURAMOTO, *Chemical Oscillations, Waves, and Turbulence*, **Springer** (Berlin) 1984
- [4] S. H. STROGATZ, R. E. MIROLLO, P. C. MATTHEWS, *Phys. Rev. Lett.*, **68** (1992) 2730
- [5] J. A. ACEBRON, L. L. BONILLA, C. J. PEREZ VICENTE, F. RITORT AND R. SPIGLER, *Rev. Mod. Phys.*, **77** (2005) 137-185
- [6] A. PLUCHINO, A. RAPISARDA, *Physica A*, **365** (2006) 184-189
- [7] D. PAZO, *Phys. Rev. E*, **72** (2005) 046211
- [8] O.V. POPOVYCH, Y.L. MAISTRENKO AND P.A. TASS, *Phys. Rev. E*, **71** (2005) 065201(R); Y.L. MAISTRENKO, O.Y. POPOVYCH AND P.A. TASS, *Int. Journal of Bifurcation and Chaos*, **Vol.15, No.11** (2005) 3457-3466
- [9] V. LATORA, A. RAPISARDA, S. RUFFO, *Physica D*, **131** (1999) 38; *Phys. Rev. Lett.*, **80** (1998) 692-695
- [10] G. BENETTIN, L. GALGANI AND J.M. STRELCYN, *Physica A*, **14** (1976) 2338
- [11] M.C. FIRPO, *Phys. Rev. E*, **57** (1998) 6599-6603
- [12] M. PETTINI, *Phys. Rev. E*, **47** (1993) 828
- [13] L. CASETTI, M. PETTINI, E.G.D. COHEN, *Physics Reports*, **337** (2000) 237
- [14] H.A. TANAKA, A.J. LICHTENBERG, S. OISEPARARESHI, *Physica D*, **100** (1997) 279-300; H.A. TANAKA, A.J. LICHTENBERG, S. OISHI, *Phys. Rev. Lett.*, **78** (1997) 2104
- [15] A. PLUCHINO, A. RAPISARDA, C. TSALLIS, *Physica A*, **387** (2008) 3121-3128
- [16] G. MIRITELLO, A. PLUCHINO, A. RAPISARDA, (2008), in preparation
- [17] A. ANTONIAZZI, D. FANELLI, S. RUFFO, Y. YAMAGUCHI, *Phys. Rev. Lett.*, **99** (2007) 040601