

Two-Qubit Separabilities as Piecewise Continuous Functions of Maximal Concurrence

Paul B. Slater*

*ISBER, University of California,
Santa Barbara, CA 93106*

(Dated: March 4, 2022)

Abstract

The generic real ($\beta = 1$) and complex ($\beta = 2$) two-qubit states are 9-dimensional and 15-dimensional in nature, respectively. The *total* volumes of the spaces they occupy with respect to the Hilbert-Schmidt and Bures metrics are obtainable as special cases of formulas of Życzkowski and Sommers. We claim that if one could determine certain metric-*independent* 3-dimensional “*eigenvalue*-parameterized separability functions” (EPSFs), $S_4^{(1,\beta)}(\lambda_1 \dots \lambda_4)$, then these formulas could be readily modified so as to yield the Hilbert-Schmidt and Bures volumes occupied by only the *separable* two-qubit states (and hence associated separability *probabilities*). Motivated by analogous earlier analyses of “*diagonal-entry*-parameterized separability functions”, we further explore the possibility that such 3-dimensional EPSFs might, in turn, be expressible as *univariate* functions of some special relevant variable—which we hypothesize to be the maximal *concurrence* ($0 \leq C \leq 1$) over spectral orbits. Extensive numerical results we obtain are rather closely supportive of this hypothesis. *Both* the real and complex estimated EPSFs exhibit clearly pronounced *jumps* of magnitude roughly 50% at $C = \frac{1}{2}$, as well as a number of additional *matching* discontinuities.

Mathematics Subject Classification (2000): 81P05; 52A38; 15A90; 28A75

PACS numbers: Valid PACS 03.67.-a, 02.30.Cj, 02.40.Ky, 02.40.Ft

*Electronic address: slater@kitp.ucsb.edu

I. INTRODUCTION

In a pair of major, skillful papers, using concepts of random matrix theory, Życzkowski and Sommers were able to obtain exact formulas for the *total* volumes—both in terms of the Hilbert-Schmidt (HS) metric [1] and Bures (minimal monotone) metric [2]—of the $(N^2 - 1)$ -dimensional convex set of $N \times N$ complex density matrices and the $((N^2 + N - 2)/2)$ -dimensional convex set of $N \times N$ real density matrices, representing N -level quantum systems (cf. [3] [4, secs. 14.3, 14.4]). In two recent studies, we have been interested in the question of how to modify/truncate, in some natural manner (by multiplying certain integrands by relevant functions), these formulas of Życzkowski and Sommers, so that they will yield not *total* volumes, but only the (lesser, strictly included) volumes occupied by the *separable/nonentangled* states [5, 6] (cf. [7]). We will below report some interesting progress in this regard, in relation to the two-qubit ($N = 4$) states.

To begin, we present two parallel formulas from [1] and [2] for certain generalized normalization constants ($C_N^{(\alpha, \beta)}$) used in the total HS and Bures volume computations. (Some notation and formatting has been altered.) For the HS case, we have [1, eq. (4.1)] (cf. [4, eq. (14.35)]),

$$\frac{1}{C_{N(HS)}^{(\alpha, \beta)}} = \int_0^\infty \prod_{i=1}^N d\lambda_i \delta\left(\sum_{i=1}^N \lambda_i - 1\right) \prod_{i=1}^N \lambda_i^{\alpha-1} \prod_{i < j} |\lambda_i - \lambda_j|^\beta, \quad (1)$$

and for the Bures case [2, eq. (3.19)] (cf. [4, eq. (14.46)]),

$$\frac{1}{C_{N(Bures)}^{(\alpha, \beta)}} = \int_0^\infty \prod_{i=1}^N \frac{d\lambda_i}{\lambda_i^{1/2}} \delta\left(\sum_{i=1}^N \lambda_i - 1\right) \left[\prod_{i < j}^{1 \dots N} \frac{(\lambda_i - \lambda_j)^2}{\lambda_i + \lambda_j} \right]^{\beta/2} \prod_{i=1}^N \lambda_i^{\alpha-1}. \quad (2)$$

The λ 's are the N (nonnegative) eigenvalues—constrained to sum to 1—of the corresponding $N \times N$ density matrices, while the parameter β is a “Dyson index”, with $\beta = 1$ corresponding to the real case, and $\beta = 2$, the complex case (and $\beta = 4$, the quaternionic case, not explicitly discussed in [1, 2]). The parameter α will be equal to 1 for the case—of immediate interest to us here—of generically *nondegenerate* density matrices.

A. Objective

Our goal, in overall terms, is to find metric-*independent* (separability) functions,

$$S_N^{(\alpha, \beta)}(\lambda_1 \dots \lambda_N), \quad (3)$$

which, if inserted into formulas (1) and (2) under the integral signs, as simple multiplicative factors, will yield separable-rather than total-volumes when the resulting modified $C_N^{\alpha,\beta}$'s are employed in exactly the same auxiliary computations (involving flag manifolds) in [1] and [2] as the $C_N^{\alpha,\beta}$'s given by (1) and (2) were there. More specifically here, our numerical analyses will be restricted to the $N = 4$ and $\beta = 2$ (complex) and $\beta = 1$ (real) cases.

Our metric-independent goal is plausible for the following reason. Precisely the same preliminary integrations—respecting the separability constraints—over the non-eigenvalue parameters [possibly, Euler angles [8] [6, App. I]] must be performed for both metrics before arriving at the stage at which we must concern ourselves with the remaining integration over the eigenvalues and the *differences* that are now clearly apparent between metrics in their corresponding measures over the simplex of eigenvalues. Although we are not able to explicitly/symbolically determine what the results of these preliminary integrations might be (the computational challenges are certainly considerable), they must—whatever form they may take—obviously be the same for both metrics in question. Our goal here is to understand—with the assistance of numerical methods—what functional forms these preliminary (12-dimensional in the complex case, and 9-dimensional in the real case) integrations yield.

B. Maximal concurrence and absolute separability

The further narrower specific focus of this study will be to explore the possibility that there exists a functional relationship of the form,

$$S_4^{(1,\beta)}(\lambda_1 \dots \lambda_4) = \sigma^{(\beta)}(C(\lambda_1 \dots \lambda_4)), \quad (4)$$

where $\sigma^{(\beta)}(x)$ are some unknown *univariate* (*one-dimensional*) functions and

$$C(\lambda_1 \dots \lambda_4) = \max\{0, \lambda_1 - \lambda_3 - 2\sqrt{\lambda_2\lambda_4}\}, \quad \lambda_1 \geq \lambda_2 \geq \lambda_3 \geq \lambda_4, \quad (5)$$

is the *maximal concurrence* over spectral orbits of two-qubit density matrices [9, sec. VII] [10, 11].

For two-qubit states, $C \in [0, 1]$, with $C = 0$ corresponding to the *absolutely* separable states. That is, *no* density matrix with $C = 0$ can be nonseparable/entangled [12]. (In a recent study, we were able to obtain *exact* expressions—involving the tetrahedral dihedral

angle $\cos^{-1}(\frac{1}{3})$ —for the contributions to the Hilbert-Schmidt real and complex two-qubit volumes for those states with $C = 0$, and to numerically estimate the Bures counterparts [6, secs. III.B, III.C]. In numerical terms, the HS *absolute* separability probability of generic complex two-qubit states is 0.00365826, and the Bures counterpart, 0.000161792. The HS real analogue is 0.0348338.) The *concurrence* itself is a widely used entanglement measure of bipartite mixed states [4, eq. (15.26)].

C. Motivation

Certainly part of our motivation for advancing the ansatz (4) was that an analogous modeling of a *trivariate* function in terms of a *univariate* function was found to hold—making use of the *Bloore* (correlation coefficient) parameterization of density matrices [13]—for *diagonal-entry*-parameterized separability functions [14, eq. (6)] [15]. This led to substantial insights—and *exact* conjectures ($\frac{8}{33}$ and $\frac{8}{17}$)—with regard to Hilbert-Schmidt (complex and real) two-qubit separability probabilities. (The Dyson indices β played a central analytical role there, in relating real and complex [and quaternionic] results, but not apparently—as far as we can perceive—in the analyses to be presented below.)

II. NUMERICS

A. Methodology

We do find encouragement in advancing the ansatz (4) by the extensive numerical results we generate, in that our estimates of $\sigma^{(1)}(C)$ and $\sigma^{(2)}(C)$ shown in Fig. 1 rather closely reproduce—as we will indicate below (sec. II B)—other (independent) numerical results and accompanying conjectures we have previously obtained.

The $\beta = 2$ complex curve in Fig. 1 shown is based on the use for quasi-Monte Carlo numerical integration of 26,300,000 12-dimensional [Tezuka-Faure (TF) [16]] *low-discrepancy* points, and the $\beta = 1$ case, on 33,000,000 6-dimensional such points. (The TF procedure—programmed in Mathematica by Giray Ökten [17]—is not conducive to the placing of error bars on the results, though later routines developed by him are.) These points comprise *sample* values, respectively, of the 12 Euler angles used to parameterize $SU(4)$ and the 6

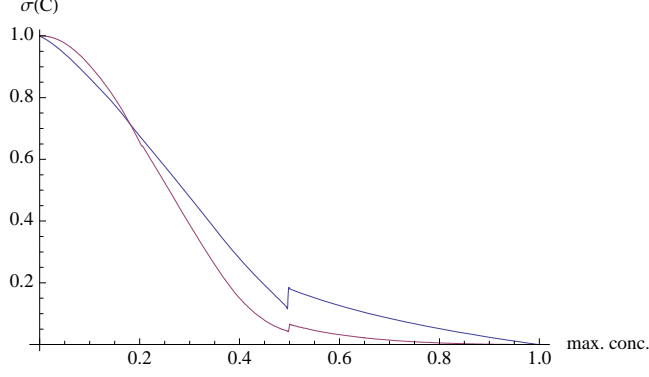


FIG. 1: Joint plot of estimated (real [blue, $\beta = 1$] and complex [red, $\beta = 2$]) functions of the maximal concurrence over spectral orbits, $S_4^{(1,\beta)}(\lambda_1 \dots \lambda_4) = \sigma^{(\beta)}(C(\lambda \dots \lambda_4))$. Note evident jumps in both functions when the maximal concurrence equals 0.5. The graphs cross at $C = 0.181245$. For $C = 0$, $\sigma(C) = 1$, so all associated density matrices are separable.

Euler angles used for $SO(4)$. For *each* TF-point, 499 auxiliary computations were carried out—in addition to that of the corresponding Haar measure associated with the Euler angles—for sets of eigenvalues with values of maximal concurrence running at equally-spaced intervals from $\frac{1}{500}$ to $\frac{499}{500}$.

Each density matrix generated—corresponding to a specific set of eigenvalues with fixed C and Euler angles [8] [6, App. I]—was tested for separability. Prior to the quasi-Monte Carlo runs, we established a database—using the Mathematica command “FindInstance”—of 100 sets of four eigenvalues for each of the equally-spaced 499 values of C . One of the 100 sets was randomly selected [and then randomly permuted] for each of the TF-points and each of the 499 iterations. This “random generation” of sets of eigenvalues with *fixed* values of C is clearly less than an ideal procedure, but it was what we found to be practical under the particular circumstances. (In sec. II E, we manage to improve upon this approach.)

Several weeks of MacMini computer time were used for each of the two sets—real and complex—of calculations. (Along with the computations concerning the maximal concurrence (5), we also carried out a fully parallel set of computations using the related variable, $\frac{2\sqrt{\lambda_2\lambda_4}}{\lambda_1-\lambda_3}$. Those results, however, seemed comparatively disappointing in their predictive power, so we do not detail them here.)

B. Evaluation of numerical results

Let us now appraise our estimated functions (Fig. 1) by seeing how well they are able to reproduce previous related results, themselves based on very extensive analyses (mostly involving quasi-Monte Carlo integration also).

1. Complex case

Use of the complex ($\beta = 2$) function in Fig. 1 impressively explains 98.7253% of the variance of the estimated trivariate eigenvalue-parameterized separability function for $C > 0$ presented in [5, sec. III.B]. It also yields an estimate of 0.254756 for the Hilbert-Schmidt separability probability, while our exact conjecture from [15] is $\frac{8}{33} \approx 0.242424$. Further, the Bures separability probability estimate yielded is 0.0692753, while our conjectured value is $\frac{1680(-1+\sqrt{2})}{\pi^8} \approx 0.0733389$ [18].

2. Real case

Passing to the real ($\beta = 1$) case, we had previously formulated the conjecture that the HS separability probability is $\frac{8}{17} \approx 0.470588$ [15, sec. 9.1]. Our estimate based on the (blue) function shown in Fig. 1 is 0.480302. (The corresponding estimate—for which we have no prior conjecture—for the Bures *real* two-qubit separability probability is 0.212152.) Further, we are able to reproduce 97.7502% of the variation in the corresponding trivariate function for $C > 0$. (This last function had been estimated using a recent Euler-angle parameterization of $SO(4)$, obtained by S. Cacciatori [6, App. I]. It was derived by Cacciatori after the submission of [5], and thus not reported nor used there, although its complex counterpart—based on 3,600,000 Tezuka-Faure points—had been [5, sec. III.B], while the real case was based on a considerably lesser number of TF-points, 700,000.)

C. Jumps near $C = \frac{1}{2}$

For the real ($\beta = 1$) case, the jump near $C(\lambda_1 \dots \lambda_4) = \frac{1}{2}$ is from approximately 0.118696 to 0.180357, and in the complex ($\beta = 2$) case, from 0.0439255 to 0.651586. The magnitudes of the two jumps are then quite comparable, being respectively, 51.964% and 51.488%. In

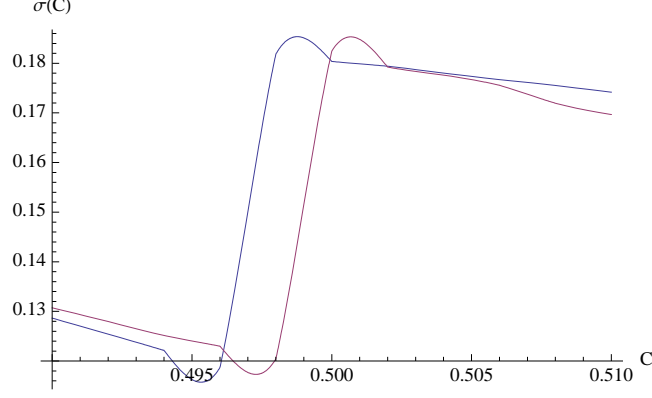


FIG. 2: Same plot as Fig. 1, restricted to the vicinity of $C = \frac{1}{2}$, and the complex (red) curve being amplified by a factor of 2.8

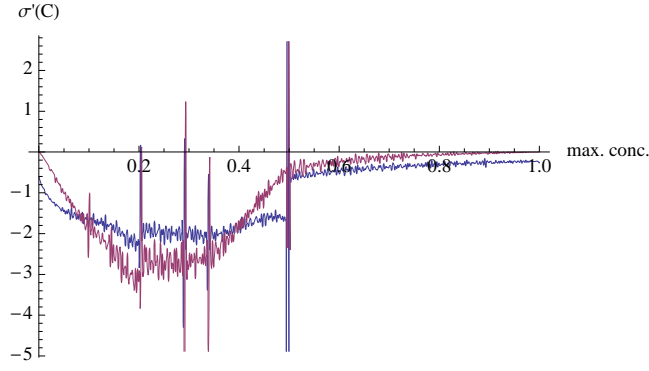


FIG. 3: Joint plot of *derivatives* with respect to C of the estimated (real [blue, $\beta = 1$] and complex [red, $\beta = 2$]) functions of the maximal concurrence over spectral orbits, $\sigma^{(\beta)}(C(\lambda \dots \lambda_4))$. Spikes are observable—*both* for the real and complex cases—at: $\frac{1}{2} = 0.5$; $\frac{147}{500} = 0.294$; $\frac{51}{250} = 0.204$; and $\frac{17}{50} = \frac{51}{150} = 0.34$.

Fig. 2, we replot the curves shown in Fig. 1 in the immediate vicinity of $C = \frac{1}{2}$, but amplify the complex (red) curve by a factor of 2.8. We perceive a very close similarity in shape.

D. Additional discontinuities

In Fig. 3 we show the *derivatives* with respect to C of the estimates of $\sigma^{(\beta)}(C)$. (Fig. 4 is a plot of the same two curves, except that we have now added 10 to the derivative in the real case and subtracted 10 in the complex case, so that the discontinuities can be more readily distinguished and compared.) In addition to the already-discussed behavior at

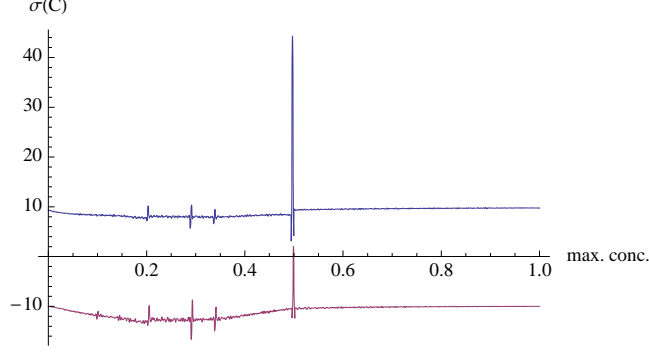


FIG. 4: Same as Fig. 3, except that the real (blue) curve has been translated upwards by 10 units and the complex (red) curve downwards by 10 units, so that the individual discontinuities in the two derivatives can be more readily seen and compared.

$C = 1/2$, we see—*both* in the real and complex cases—a secondary spike at $\frac{147}{500} = 0.294$, and lesser spikes at $\frac{51}{250} = 0.204$ and $\frac{17}{50} = \frac{51}{150} = 0.34$. So, all the observed spikes, signaling what we presume are discontinuities in the $\sigma^{(\beta)}$'s, and concomitant nontrivial *piecewise* behavior—indicative of different separability constraints becoming active/binding or not—are for $C \leq \frac{1}{2}$. The point $C = \frac{51}{500} = 0.102$ may also be a discontinuity, at least in the complex case. We could detect no apparent spikes/discontinuities in the upper half-range, $C \in [\frac{1}{2}, 1]$. (In a somewhat analogous study of two-qubit *three*-parameter HS separability *probabilities*, intricate *piecewise* continuous behavior [involving the *golden ratio*] was observed [19, eq. (37) and Fig. 11].)

In Fig. 5 we show the segments of the estimated functions $\sigma^{(\beta)}(C)$ between the two discontinuities, $\frac{51}{250} = 0.204$ and $\frac{17}{50} = 0.34$. The behavior seems very close to *linear* for both curves, except for the intermediate discontinuity at $\frac{147}{500} = 0.294$.

E. Supplementary analyses

Since the completion of the extensive numerical analyses described above, we have undertaken supplementary, parallel analyses in which 5,000 (rather than 500) subintervals of $C \in [0, 1]$ are employed, as well as an improved method is used for sampling random eigenvalues with fixed values of C (using the Mathematica FindInstance command, now with a random seed). These results so far seem largely consistent with those already described. However, the new analogues of the plots of derivatives, Figs. 3 and 4, are still much too

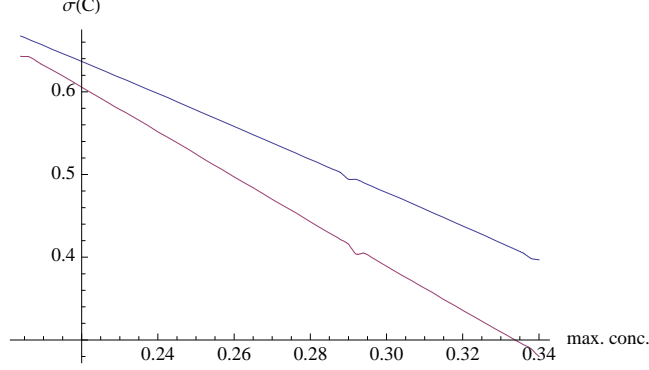


FIG. 5: Joint plot of estimated (real [blue, $\beta = 1$] and complex [red, $\beta = 2$]) functions of the maximal concurrence over spectral orbits, $S_4^{(1,\beta)}(\lambda_1 \dots \lambda_4) = \sigma^{(\beta)}(C(\lambda \dots \lambda_4))$. The graphs are obviously close to linear between the discontinuities $\frac{51}{250} = 0.204$ and $\frac{17}{50} = 0.34$, except for the intermediate discontinuity at $\frac{147}{500} = 0.294$. To high accuracy, the real (blue) curve can be fitted by the line $1.07614 - 1.99472C$ and the complex (red) curve, by $1.19822 - 2.69548C$.

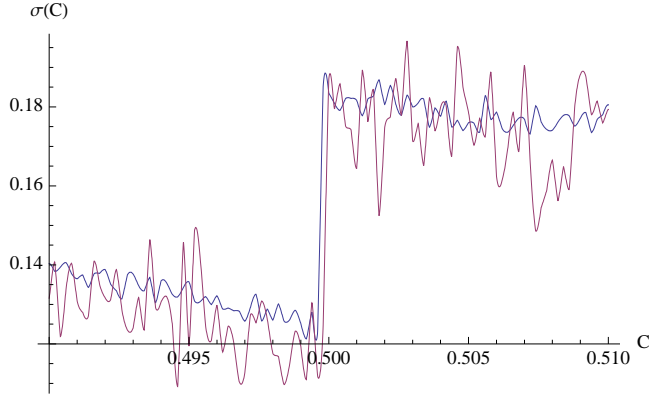


FIG. 6: The same plot as Fig. 2, but based on our ongoing supplementary analysis with finer resolution in C and enhanced eigenvalue sampling. The twin jumps in the estimated eigenvalue-parameterized real and complex separability functions near $C = \frac{1}{2}$ are now certainly indisputably clear.

rough in character to detect the presence of any secondary (non-jump) discontinuities. But, even at this stage (having tested 30,400 times the separability of 4,999 complex density matrices, and 28,100 times the separability of 4,999 real density matrices), we can produce the interesting counterpart (Fig. 6) to Fig. 2, in which the two jumps near $C = \frac{1}{2}$ of roughly 50% magnitude are clearly unmistakable. Further, the highly linear behavior displayed in Fig. 5 also reappears (Fig. 7).

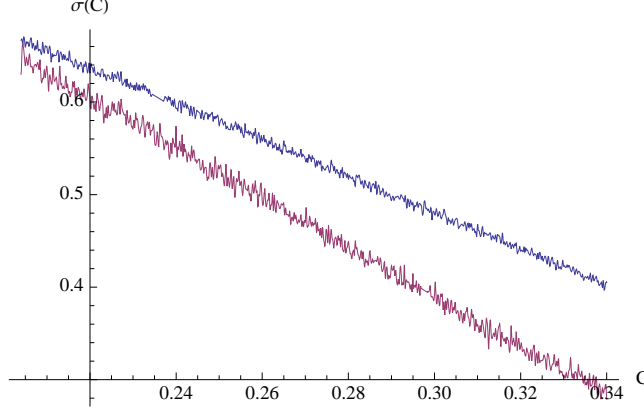


FIG. 7: Same plot as Fig. 5, but based on our ongoing supplementary analysis with finer resolution in C and enhanced eigenvalue sampling

III. CONCLUDING REMARKS

For the real and complex two-qubit systems, we have investigated the possibility that the associated (*three-dimensional*) *eigenvalue*-parameterized separability functions—conceptually important for computing separability *probabilities*—are expressible as *one-dimensional* functions ($\sigma(C)$) of the maximal concurrence over spectral orbits ($C \in [0, 1]$). Our numerical estimates, in this regard, have been encouraging, in that they closely reproduce *independently*-generated numerical results and exact conjectures concerning separability probabilities based on the Hilbert-Schmidt and Bures (minimal monotone) metrics over the two-qubit systems, and based on the use of *diagonal-entry*-parameterized separability functions. Plots of the real and complex versions of $\sigma(C)$ *both* exhibit *jumps* of approximately 50% magnitude near the midpoint, $C = \frac{1}{2}$, and *both* also indicate the presence of, at least, three further (non-jump) discontinuities ($C \approx 0.204, 0.294, 0.34$), apparently indicative of points at which certain distinct separability constraints become either active/binding or not. Over the interval $C \in [0.204, 0.34]$, the real and complex fitted functions $\sigma(C)$ *both* appear to be simply linear (except at $C \approx 0.294$).

We have principally studied above the possibility (4) that the ostensibly *trivariate* two-qubit eigenvalue-separability functions can be equivalently expressed as *univariate* functions of only a single variable, that is, the maximal concurrence C over spectral orbits [9]. Since we have unfortunately not been able to fully formally resolve this issue—although our supporting evidence for this proposition is intriguing—we can not also presently fully eliminate the possi-

bility that one or even two (yet unspecified) variables supplemental to C are, in fact, needed, and that the corresponding separability function is not in fact strictly univariate in nature (as we do know it definitely is the case with the two-qubit diagonal-entry-parameterized separability functions [15]).

It presently appears somewhat problematical to extend the line of analysis above to the qubit-*qutrit* ($N = 6$) case. In addition, to simply the greatly increased computational burden that would be involved, there does not seem to be a maximal concurrence formula comparable to the two-qubit one (5) with the requisite properties we have utilized [9, p. 102108-16].

We have examined the relationship between separability and entanglement in a specific analytical setting—involving *eigenvalue*-parameterized separability functions and the use of the Życzkowski-Sommers formulas [1, 2] for the total Hilbert-Schmidt and Bures volumes of the $N \times N$ density matrices. A number of studies of Batle, Casas, A. Plastino and A. R. Plastino (for example, [20]) have also focused on the relationship between separability and entanglement, but in somewhat different analytical frameworks (typically involving the ZHSL measure [7], which is *uniform* over the eigenvalue simplex). The closest we can come, it seems, to a direct comparison with their analyses, is to note that the dot-dashed curve in Fig. 2 of [20] is based on the Hilbert-Schmidt metric, and their x -axis is the Bures distance, while we have employed the maximal concurrence C on the x -axis in the somewhat comparable Fig. 1 above (cf. [21]). Both theirs and our plots are, in general, downward-decreasing, but theirs gives no indication of any discontinuities. Also, their plot is of the separability *probability*, while ours is of the (presumed univariate) eigenvalue-parameterized separability *function*, to be used in the computation of the probability.

Acknowledgments

I would like to express appreciation to the Kavli Institute for Theoretical Physics (KITP) for computational support in this research.

-
- [1] K. Życzkowski and H.-J. Sommers, J. Phys. A **36**, 10115 (2003).
 - [2] H.-J. Sommers and K. Życzkowski, J. Phys. A **36**, 10083 (2003).

- [3] A. Andai, J. Phys. A **39**, 13641 (2006).
- [4] I. Bengtsson and K. Życzkowski, *Geometry of Quantum States* (Cambridge, Cambridge, 2006).
- [5] P. B. Slater, J. Geom. Phys. **58**, 1101 (2008).
- [6] P. B. Slater, [doi:10.1016/j.geomphys.2008.08.008](https://doi.org/10.1016/j.geomphys.2008.08.008) (2008).
- [7] K. Życzkowski, P. Horodecki, A. Sanpera, and M. Lewenstein, Phys. Rev. A **58**, 883 (1998).
- [8] T. Tilma, M. Byrd, and E. C. G. Sudarshan, J. Phys. A **35**, 10445 (2002).
- [9] R. Hildebrand, J. Math. Phys. **48**, 102108 (2007).
- [10] S. Ishizaka and T. Hiroshima, Phys. Rev. A **62**, 022310 (2000).
- [11] F. Verstraete, K. Audenaert, and B. D. Moor, Phys. Rev. A **64**, 012316 (2001).
- [12] W. K. Wootters, Phys. Rev. Lett. **80**, 2245 (1998).
- [13] F. J. Bloore, J. Phys. A **9**, 2059 (1976).
- [14] P. B. Slater, Phys. Rev. A **75**, 032326 (2007).
- [15] P. B. Slater, J. Phys. A **40**, 14279 (2007).
- [16] H. Faure and S. Tezuka, in *Monte Carlo and Quasi-Monte Carlo Methods 2000 (Hong Kong)*, edited by K. T. Tang, F. J. Hickernell, and H. Niederreiter (Springer, Berlin, 2002), p. 242.
- [17] G. Ökten, MATHEMATICA in Educ. Res. **8**, 52 (1999).
- [18] P. B. Slater, J. Geom. Phys. **53**, 74 (2005).
- [19] P. B. Slater, J. Phys. A **39**, 913 (2006).
- [20] J. Batle, M. Casas, A. Plastino, and A. R. Plastino, Phys. Lett. A **353**, 161 (2006).
- [21] J. Batle, A. R. Plastino, M. Casas, and A. Plastino, Phys. Lett. A **298**, 301 (2002).