

Critical evaluation of the computational methods used in the forced polymer translocation

V. V. Lehtola, R. P. Linna, and K. Kaski

Department of Biomedical Engineering and Computational Science,
Helsinki University of Technology, P.O. Box 9203, FIN-02150 TKK, Finland

(Dated: June 1, 2008)

Here we show by comparing results from basic Monte Carlo, kinetic Monte Carlo, and Langevin dynamics simulations that the widely used Monte Carlo method fails to describe the time evolution of forced polymer translocation. In 1D kinetic Monte Carlo method is shown to produce correct results. In addition, we show that the scaling of the translocation time τ with force and polymer length $\tau \sim f^{-1}N^\beta$ is not universal but the value of the scaling exponent, β , depends both on dimension and force.

INTRODUCTION

It is well established that while Monte Carlo (MC) methods can safely be applied for obtaining static, or equilibrium properties of model systems, their usage in studying dynamical phenomena is limited. The MC model system may belong to a dynamic universality class different from that of the physical system and hence evolves in time differently from the system it is supposed to represent [1]. The problem boils down to defining the transition probabilities of the physical system and defining them correspondingly in the model system. Only then can the real and simulation time be related. In order to be able to define the physical transition probabilities one usually has to assume that the transitions between energy states take place close to thermal equilibrium. Only in some special cases like a Poisson process can this prerequisite be somewhat relaxed [2]. Modified algorithms like dynamic Monte Carlo method, or reptation dynamic algorithms are not designed to remedy this situation, as explicitly pointed out in the original papers introducing the methods in the context of polymer simulations, see e.g. [3].

Despite these severe restrictions concerning its usage for dynamical modeling, MC has been almost the only computational method in modeling polymer translocation through a nanopore, see the schematic Fig. 5. In the case of unforced translocation the assumption of close-to-equilibrium dynamics would seem reasonable, although even in this case various sampling procedures might be expected to produce different time evolution due to restriction of available space by the wall containing the pore. The theoretical treatment based on writing down the free energy for a system of two equilibrium ensembles separated by a wall [4, 5], henceforth called Brownian translocation, has not found substantial support through MC simulations. In addition, the validity of assumptions about diffusion constant along the polymer chain was questioned by the authors of [6, 7], who also noted that the characteristic translocation time both for phantom and self-avoiding polymer chains was bound to be greater than their characteristic time for relaxation to thermal equilibrium. Hence, the forced translocation, where a potential drives the polymer across the pore, is an especially subtle process to simulate using MC methods. However, the theoretical treatment of forced translocation can be said to have been almost solely guided by

MC simulation results, despite these results contradicting the available experiments. The deviation of the MC results from the Brownian translocation for the unforced translocation system have been explained by fractional Fokker-Planck equation (FFE) framework [8] and the results were claimed to apply to the forced translocation as well [9]. However, FFE is a mathematical construction for generalizing the standard diffusion equation and gives no physical explanation to the results obtained from MC simulations, as pointed out in [10].

In a recent study we have, by using a true dynamical model, shown that substantial parts of a polymer under forced translocation remain far from equilibrium on either side of the pore even at minimum force that is able to induce translocation [11]. This observation and the results that contradict those obtained from MC simulations call for a critical study of the validity of MC methods in simulating forced translocation, especially since there is discrepancy also between different MC simulation studies. The average translocation times, τ , are reported to scale with polymer length, N , as $\tau \sim N^\beta$, with the scaling exponent $\beta = 1.5$ both in 2D and 3D [9]. In addition, both the MC and Langevin dynamics simulations were reported to give $\beta = 2\nu$ for short and $\beta = 1 + \nu$ for long polymers in 2D [12, 13]. Polymer chains have been observed to be out of equilibrium both on *cis* and *trans* sides in previous Langevin dynamics simulations, but this was ignored in the interpretation of the results [14]. From these results, β value close to unity can be inferred. This same close-to-linear dependence has also been obtained in some studies performed with MC [15] and Langevin dynamics [16] simulations, albeit using very moderate ranges of N .

Not only the different computational results and accompanying theories contradict, but they seem to have very little to offer in explaining the available experimental results. For example the experimental study by Storm *et al.* [17] reports $\beta = 1.27$. The FFE framework that claims uniform scaling different from this at all forces is obviously in trouble here. Our molecular-dynamics-based simulations showed that β depends on the pore force f and the obtained values for β are in accord with the experiments [11]. The remaining open question then is, if the MC simulations, some of which even give result which are in accordance with each other, could actually belong to the correct dynamic universality class and so give correct time evolution for the forced translocation.

Accordingly, we set out to study the forced polymer translo-

cation using basic MC algorithm with Metropolis sampling, kinetic MC (KMC) [18, 19], and Langevin dynamics, which we use as the reference dynamics for our study. In order to be free from potential artifacts due to spatial discretization, all results are produced by off-lattice simulations. We first study the one-dimensional case, since the possible differences due to different sampling methods and dynamics are bound to be more evident there than in multiple dimensions. We then evaluate the applicability of the 2D and 3D Monte Carlo algorithms to model physically realistic forced translocation. Finally, we determine the effect of the initial configuration on the scaling of the translocation time, τ .

PREDICTIONS

The validity of MC methods for the investigation of the dynamics of forced translocation is subtly related to the assumption of close-to-equilibrium dynamics. The classic treatments of the problem by Sung and Park [4] and Muthukumar [5] assumed that a free energy, F_s , could be written down for the two ensembles on either side of the wall, when s segments have been translocated:

$$\frac{F_s}{k_B T} = (1 - \gamma) \ln [s(N - s)] - \frac{sf\Delta z}{k_B T}, \quad (1)$$

where f is the pore force, and $\gamma = 0.69$ for a self-avoiding chain [5]. By using the free energy one can write down the one-dimensional Langevin equation for translocation as a function of translocation coordinate, s , when entropic effects are assumed small:

$$m\dot{s} = -m\xi\partial F/\partial s + \eta(t) = -m\xi f\Delta z + \eta(t), \quad (2)$$

where m , ξ , $\eta(t)$, and Δz are the bead mass, friction constant, random force, and pore length, respectively. From the Langevin equation the scaling of the translocation time with the pore force $\tau \sim f^{-1}$ is straightforwardly obtained. The Langevin equation approach gives $\tau \propto N^2$ and $\tau \propto N^1$ as bounds for the translocation time scaling [5, 7]. Based on mere unhindered motion of polymers over potential difference $\Delta\mu \sim f$ and the initial equilibrium configuration, Kantor and Kardar predicted that the translocation time should scale as [7]

$$\tau \sim \frac{N^{1+\nu}}{f}. \quad (3)$$

We have previously found that the scaling for forced translocation, which takes place essentially out of equilibrium, takes the form [11]

$$\tau \sim N^{1+\nu-\chi}. \quad (4)$$

This relation comes simply from the force balance between the drag force exerted on the mobile beads on the *cis* side and the constant pore force, $f_d = f$. We will return to this in the Results section. Translocation dynamics close to equilibrium would imply that the scaling exponent β in $\tau \sim N^\beta$ should be constant for different forces.

POLYMER MODELS

First we study the translocation dynamics at 1D using MC, KMC, and Langevin algorithms. In order to link the 1D dynamics to forced translocation we define the segment s as translocated, when it passes the original position of the first bead. MC and KMC cannot be expected to give time units identical to what we get from Langevin dynamics, but the scaling laws, which are the manifestations of dynamical universality classes, must be identical to those obtained from Langevin dynamics, if the MC and KMC methods are to be taken as representative models for forced translocation.

One-dimensional off-lattice Monte Carlo simulations are performed with the standard Metropolis acceptance test. In the model system adjacent monomers are connected with an an-harmonic springs, described by the finitely extensible nonlinear elastic (FENE) potential similar to a previous model [20]

$$U_{FENE} = -\frac{K}{2}R^2 \ln \left(1 - \frac{(l - l_0)^2}{R^2}\right). \quad (5)$$

Here l is the length of an effective bond, which can vary between $l_{min} < l < l_{max}$, $R = l_{max} - l_0 = l_0 - l_{min}$, and l_0 the equilibrium distance at which the bond potential takes its minimum value. Choosing l_{max} as the unit length and $R = 0.3$, yields $l_{min} = 0.4$, and $l_0 = 0.7$. For the spring constant we set $K = 40 k_B T$.

Kinetic Monte Carlo algorithm uses the same parameters as the normal Monte Carlo method, except that $k_B T = 0.1$ and accordingly $K/k_B T = 400$. The temperature in the KMC model was lowered to make the fluctuations in the bond length smaller. Unlike in MC where an attempted move can be either accepted or rejected according to its probability, in KMC an event always takes place, and a low probability is merely reflected in a long time interval to make the move (see Appendices A and B). Hence, moves stretching the bonds substantially are more likely to occur in KMC than in MC. A mere scaling of the bond potential magnitude by reducing the temperature does not change the dynamic universality class of the system.

We use our Langevin dynamics translocation algorithm to perform simulations in two and three dimensions. The method implements velocity Verlet-algorithm with Lennard-Jones (LJ) potential

$$U_{LJ} = 4\epsilon \left[\left(\frac{\sigma}{r}\right)^{12} - \left(\frac{\sigma}{r}\right)^6 \right], \quad r \leq 2^{-1/6}\sigma \quad (6)$$

$$U_{LJ} = 0, \quad r > 2^{-1/6}\sigma \quad (7)$$

between all and FENE-potential, Eq. (5), between adjacent beads. The parameter values are $\epsilon = 1.2$, and $\sigma = 1.0$ for the LJ, and $l_0 = 0$, $R = 1.5 = l_{max}$, $K = 60/\sigma^2$ for the FENE potential. The LJ potential with no attractive part mimics good solvent condition for the polymers. Initial states are chosen so that the bond lengths are equal to relaxation distances. The first bead is in the middle of the pore, and

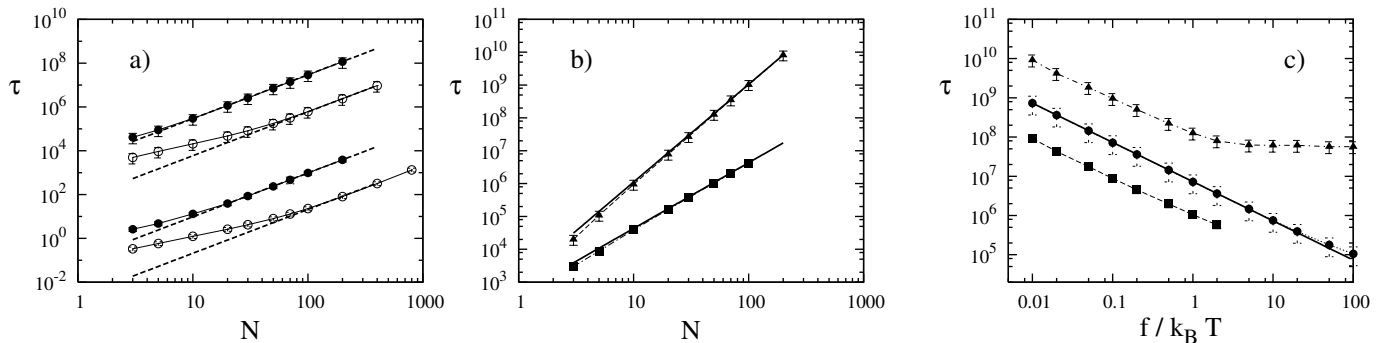


FIG. 1: Results from 1D simulations (τ is in arbitrary units). a) The scaling of the translocation time τ with respect to chain length N . Langevin dynamics scaling is done with the forces $f/k_B T = 1$ (\bullet) and $f/k_B T = 50$ (\circ). All simulations yield an asymptotic scaling of $\tau \sim N^2$. The upper and lower groups of curves are with $k_B T = 0.2$ and $k_B T = 1$, respectively. Changing the temperature does not affect the asymptotic scaling. Note that the lower limit for finite size effects increases with force. b) Kinetic Monte Carlo (KMC) results are drawn with (\blacksquare), giving a scaling of $\tau \sim N^2$, but traditional Monte Carlo (MC) results (\blacktriangle) yield a scaling of $\tau \sim N^3$! The finite size effect shows differently for MC (see text). c) The scaling of the translocation time τ with respect to the pore force $f/k_B T$. MC and Langevin dynamics simulation results are drawn with (\blacktriangle) and (\bullet), respectively. All computational methods yield the same force scaling $\tau \sim f^{-1}$ for $f/k_B T \leq 1$. The MC method shows an artifact in the force regime $f/k_B T \gg 1$. KMC fails to perform in this regime, since the external force is so strong that it pulls the bonds apart.

an equilibrium configuration is generated from this starting point. The pore diameter is $1.2a$ and length $3a$, where $a = 1$ is the Kuhn length of the modeled polymer. We have used $k_B T = 1$, $\xi = 0.73$ and $m = 16$ parameters in the Langevin implementation. This yields $D_0 = k_B T / \xi m \approx 0.086$ for the one-particle self-diffusion constant in 1D.

RESULTS

One dimension. The Langevin dynamics simulations yield a scaling of $\tau \sim N^2$ (see Fig. 1 a), which is the result already proposed for 1D translocation [7]. However, clearly different scaling of $\tau \sim N^3$ is obtained with the basic MC, see Fig. 1 b), whereas KMC yields the same scaling as Langevin dynamics. Given that these two methods use essentially the same parameter values, the difference in the results can only be caused by the difference in the algorithms. The differences between MC and KMC algorithms can most easily be seen from the pseudo-codes included as Appendices A and B, respectively. In MC the underlying distribution is sampled evenly by performing events in random order, while KMC samples events from the actual probability distribution of the entire system. While KMC always moves a particle, MC typically makes many attempts before a move is accepted, which is prone to lead to incorrect sampling of the dynamics in some systems. In 1D it is particularly easy to see where the error for polymer dynamics comes from. The polymer chain confined to a single dimension is also constricted by the bonds, from which it follows that the movements of all the beads, except for the ones at both ends, are prohibited, when the chain is elongated with an external force. The probability of the MC algorithm to attempt to move an end bead is $2/N$. Hence, the number of iterations to perform such sampling is increased

by a factor of N , which comes solely from the way sampling is performed. At every attempt a constant interval of time elapses, so the impossible attempts completely distort the simulated time evolution causing the dynamics implemented with the MC algorithm to belong to a different dynamical universality class than what the physical process belongs to.

The finite size effects show differently in Langevin dynamics, Fig. 1 a), and in MC and KMC, Fig. 1 b). Since entropic effects are weak compared with the pore force in the frictional pore, see Eq. (2), the short polymer chains, which have a larger portion of beads experiencing higher friction, naturally move with a smaller velocity. In MC and KMC models the finite size effects are also due to larger portion of beads inside the pore, but since there is no friction, this shows as increased translocation velocity due to the forward transition probability being higher for the beads in the pore. From Figs. 1 a) and b) it is seen that a minimum of 30 beads is needed in order to eliminate the finite size effects in 1D. With the Langevin simulations using a frictional pore, this limit is seen to increase with increasing force in accordance with the notion that the effect comes from the enhanced frictional contribution in the pore. Also in keeping with this is that changing the temperature but keeping the ratios $f/k_B T$ fixed does not alter the limit.

We found the translocation time to scale with the pore force as $\tau \sim f^{-1}$, Fig. 1 c), in accordance with Eq. (2). However, for MC this scaling holds only when the external force is small enough, $f/k_B T \leq 1$. For $f \gg f/k_B T$ the translocation time levels off to a constant value. This behavior has been obtained from MC forced translocation simulations also in two [12] and three [15] dimensions. In Langevin dynamics simulations we found no maximum force beyond which scaling would not hold, so the apparent second regime in MC simulations seems to be an artifact of the method, see Fig. 1 c). KMC algorithm

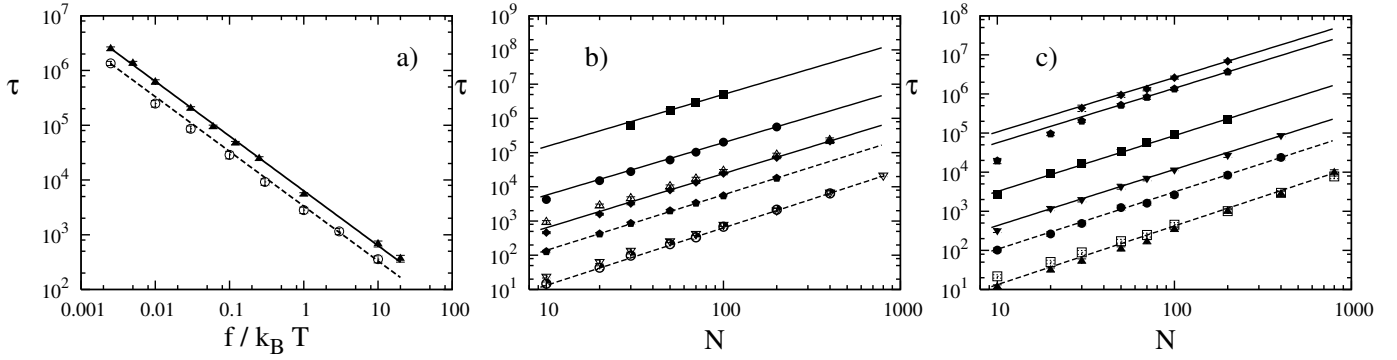


FIG. 2: a) The scaling of the translocation time τ with respect to the external force $f/k_B T$. Results from 2D (\blacktriangle) and 3D (\circ) Langevin dynamics simulations yield the same $f \sim N^{-1}$ scaling. Since the simulations were done with the only difference in dimension, we note that in higher dimension the translocation process is faster. b) 2D and c) 3D Langevin dynamics simulation results for the scaling of the translocation time τ with respect to chain length N with various forces. Open symbols are with frictional pore and full symbols are with a ballistic pore. All plots yield different values for the scaling exponent β which are reported in Table I along with their corresponding forces. The finite size effect due to the frictional is identical to 1D case see text). With $f/k_B T = 10$ only chains with $N \geq 200$ follow the asymptotic scaling behavior. If the pore is non-aqueous (i.e. ballistic) the finite size effect applies only for chains smaller than $N = 30$, and is amplified by reducing the force.

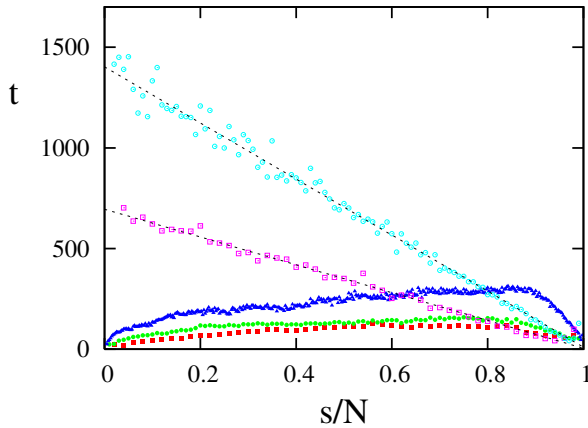


FIG. 3: (Color online) Waiting time averages $t(s)$ as a function of the translocated segment s with $f/D_0 = 2.91$. Profiles with filled ($N = 50$: \blacksquare , $N = 100$: \bullet , $N = 400$: \blacktriangle) and empty symbols ($N = 50$: \square , $N = 100$: \circ) represent runs with an equilibrium initial configuration and with a straight initial configuration, respectively. Note that the latter profiles yield a clear linear behavior.

fails to run with so large a force, due to the above-explained high probability of moving a particle regardless of whether a bond breaks or not.

Higher dimensions. Having shown in 1D that forced translocation using MC and Langevin dynamics belong to different dynamic universality classes, we simulate the forced translocation in 2D and 3D only with Langevin dynamics and compare our results to the published MC results. We concluded that the finite-size effects in 1D are due to a frictional pore. In order to confirm this in 2D and 3D, the simulations were run with both frictional and ballistic (non-frictional) pore. The remaining finite size effect when using a ballistic pore is seen for chains of lengths $N < 30$.

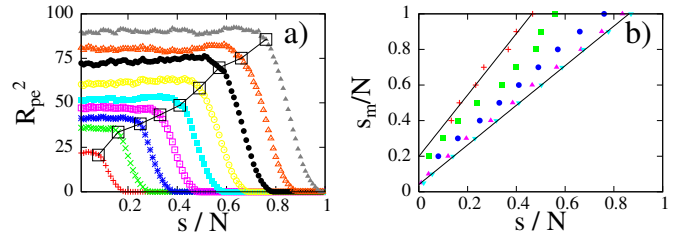


FIG. 4: a) 3D Langevin dynamics. Averaged squared distances of beads numbered 30, 50, 70, 100, 200, and 400 from the pore as a function of the number of translocated beads s for polymers of length $N = 100$. The force $f = 0.25$. b) The number of mobile beads, s_m vs the number of translocated beads, s , both normalized to the polymer length, N .

Fig. 2 a) shows the scaling of the translocation time with respect to the pore force $\tau \sim (f/k_B T)^\alpha$. We obtain $\alpha = -0.990 \pm 0.01$ in 2D and $\alpha = -0.978 \pm 0.02$ in 3D. So, the scaling is the expected $\tau \sim f^{-1}$ regardless of dimensionality, confirming that the entropic effects are weak.

The scaling of the translocation time with respect to chain length, $\tau \sim N^\beta$, is shown in Figs. 2 b) and c) for 2D and 3D, respectively. Table I shows the obtained values for the scaling exponent, β , for different values of f/D_0 . Our 2D results are similar to those obtained from the 2D Langevin simulations in [13]. The observed scaling behavior $\beta \leq 1 + \nu$ in 2D and 3D can be explained by the force balance of the drag force exerted on the mobile beads on the *cis* side and the constant pore force, $f_d = f$. Just as in [11] we measured the squared distance, $R_{pe}^2(n)$, of the polymer bead n from the pore on the *cis* side during translocation, see Fig. 4 a). The segments toward the free end of the polymer are seen to remain immobile until they are pulled toward the pore. Fig. 4 b) shows that the number of mobile beads increases $\sim f^{-1}$ as a function of translo-

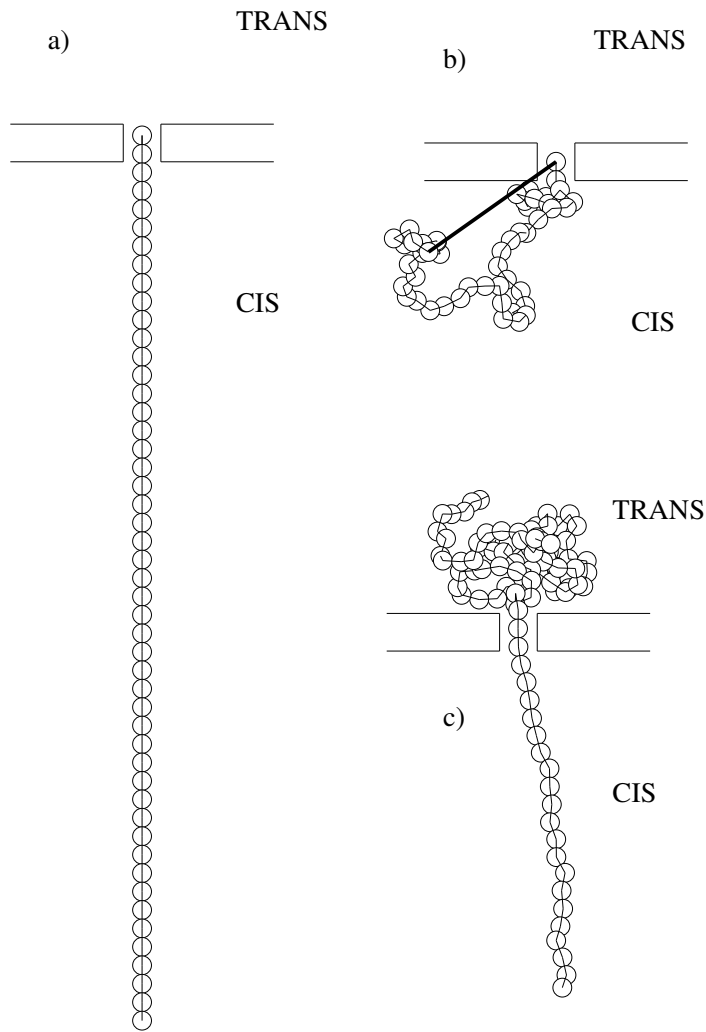


FIG. 5: Snapshots from 3D Langevin dynamics simulations. a) A straight initial configuration of a chain with $N = 50$ beads. b) A relaxed equilibrium initial configuration of a chain with $N = 50$ beads. The wide solid line is the end-to-end distance R_{ee} . c) A chain with $N = 100$ beads translocating with a force of $f/D_0 = 2.91$, when $s = 80$ beads have translocated.

cated beads, $s_m = ks$. Up to lengths of $N \approx 100$, $k \sim N^{-\chi}$, beyond which it gradually levels off to a constant value > 1 . The mobile beads form a straight segment, see Fig. 5 c). f_d is exerted on the mobile beads, so $f_d \sim s_m \langle v \rangle$, where $\langle v \rangle$ is the average velocity of the mobile beads. When the whole chain has translocated, $f_d \sim N_m \langle v \rangle$, where $N_m = kN$. The beads are set in motion from their equilibrium positions, so the distance d of the mobile bead furthest from the pore scales as $d \sim N^\nu$. The average translocation time then scales as $\tau \sim \langle d \rangle / \langle v \rangle \sim kN^{1+\nu} \sim N^{1+\nu-\chi}$. For example for $f/D_0 = 2.9$, $\chi \approx 0.3$, which would give $\beta \approx 1.3$. The packing of polymers close to the pore on the *trans* side (see Fig. 5 c) increases β from this value. The packing increases with force, which has been shown in [11]. For further evidence of the forced translocation taking place merely as force-driven dynamics, where contribution from diffusion is

negligible, we change the initially equilibrated configuration for an extended one, Fig. 5 a). The scaling changes drastically, and we have $\beta = 2$. The average waiting time profile shown in Fig. 3 also changes dramatically. We denote $t(s)$ as the average waiting time for the segment s to translocate. For a straight initial configuration we get a linear dependence $t(s) \sim s$, which gives exactly the obtained scaling with $\beta = 2$.

TABLE I: Langevin dynamics. Values of β obtained from Fig. 2.

f/D_0	$\beta (d = 2)$	$\beta (d = 3)$
0.014	1.52 ± 0.08	1.40 ± 0.04
0.03	-	1.40 ± 0.02
0.35	1.54 ± 0.03	1.43 ± 0.02
2.91	1.58 ± 0.01	1.44 ± 0.03
11	1.63 ± 0.04	1.47 ± 0.05
120	1.68 ± 0.02	1.50 ± 0.01

Reducing f , a minimum force is encountered, below which the polymer translocation no longer takes place, unless some artificial constraints are imposed. If the simulations are started with the first bead residing on the *trans* end of the pore, we find translocation probability to be under 12% for $f/D_0 = 0.0029$. Between this value and f_c/D_0 , β is seen to increase with the applied pore force, see Table I. This increase is due to the saturation of k when f is increased, see Fig. 4 b), and the enhanced packing of polymer segments on the *trans* side, see Fig. 5 c). The dependence of β on f is in clear contrast to the claims based on Brownian translocation [5] and on FFE framework [9]. Moreover, the values of β are clearly different in $2D$ and $3D$, also contradicting the FFE framework predictions and the accompanying MC simulations.

The far-from-equilibrium dynamics pertinent to forced translocation and the different universality classes represented by the experimental and dynamic algorithms like Langevin and stochastic rotation dynamics on one hand and MC algorithms on the other, explain the controversy in the published results. For example, a clear contradiction between the MC results in $2D$ published in [12] and in [7] is due to completely different magnitudes of force. Based on these reported values of β , it is clear that in $2D$ the Metropolis Monte Carlo algorithm does not belong to the same dynamic universality class as the real forced polymer translocation process. Some of the previously published results [9, 13] do give the scaling $\tau \sim f^{-1}N^\beta$, $\beta \leq \nu + 1$, but the arguments given to support it are different and would require a universal scaling independent of the force magnitude, which was shown incorrect by our simulations.

MC results in $3D$ [9] seem to agree with our results in the limit of large force. However, since MC in $1D$ and $2D$ belong to a dynamic universality class different from that of the physical system, it would seem fortuitous that MC in $3D$ should belong to the correct physical universality class. In addition, $3D$ MC simulations should be done using different pore forces. The out-of-equilibrium dynamics pertinent to the forced translocation, shown to be valid in [11] both with and

without hydrodynamics and confirmed here for the latter case by using Langevin dynamics, explains the range of observed scaling relations and the discrepancy between true dynamics and the MC simulations.

SUMMARY

In this paper, we have first shown by comparing basic Monte Carlo (MC) and Kinetic Monte Carlo (KMC) methods in $1D$ that the applied sampling scheme changes the dynamic universality class of the computational models of forced translocation. In $1D$ KMC was seen to belong to the same universality class as the Langevin dynamics, whereas MC, in which Metropolis sampling was applied, differed from it. Hence, MC method fails to describe the correct dynamics of the forced polymer translocation process and gives incorrect scaling results. By comparing our Langevin dynamics simulation results to the published results from MC on forced translocation, we concluded that the same problem persists in higher dimensions.

Furthermore, we have shown with Langevin dynamics simulations that the translocation time scaling laws differ in $2D$ and $3D$ and that the scaling exponent β changes with the pore force f . This contradicts the claims made by using fractional Fokker-Planck framework to describe anomalous diffusion [8, 9]. The scaling of the translocation time with polymer length $\tau \sim N^{1+\nu-x}$ obtained from our Langevin simulations can be explained by the combination of polymers remaining out of equilibrium throughout the entire translocation and the initial configuration. The far-from-equilibrium dynamics further explains the disagreement between the results obtained from Langevin and MC simulations in $2D$ and the experimental and MC results in $3D$. Hence, we conclude that it is crucial to use true dynamic simulation methods when investigating forced polymer translocation. The physics of the forced translocation is analyzed in more detail in [11].

This work has been supported by the Academy of Finland (Project No. 127766).

- [9] J. L. A. Dubbeldam, A. Milchev, V. G. Rostiashvili, and T. A. Vilgis, Euro. Phys. Lett. **79**, 18002 (2007).
- [10] D. Panja, G. T. Barkema, and R. C. Ball, J. Phys. Condens. Matter **19**, 432202 (2007).
- [11] V. V. Lehtola, R. P. Linna, and K. Kaski, (submitted to Phys. Rev. Lett.) (2008).
- [12] K. Luo, I. Huopaniemi, T. Ala-Nissila, and S.-C. Ying, J. Chem. Phys. **124**, 114704 (2006).
- [13] I. Huopaniemi, K. Luo, T. Ala-Nissila, and S.-C. Ying, J. Chem. Phys. **125**, 124901 (2006).
- [14] P. Tian and G. D. Smith, J. Chem. Phys. **119**, 11475 (2003).
- [15] H. C. Loeb, R. Randel, S. P. Goodwin, and C. C. Matthai, Phys. Rev. E **67**, 041913 (2003).
- [16] C. Forrey and M. Muthukumar, J. Chem. Phys. **127**, 015102 (2007).
- [17] W. Storm *et al*, Nano Lett. **5**, 1193 (2005).
- [18] W. M. Young and E. W. Elcock, Proc. Phys. Soc. **89**, 735 (1966).
- [19] A. B. Bortz, M. H. Kalos, and J. L. Lebowitz, J. Comp. Phys. **17**, 10 (1975).
- [20] A. Milchev, K. Binder, and A. Bhattacharya, J. Chem. Phys. **121**, 6042 (2004).

APPENDIX A: METROPOLIS MONTE CARLO ALGORITHM

1. Choose an initial state, and set the time $t = 0$.
2. Randomly choose a particle with label i , and calculate a trial position $r'_i = r_i + \delta$.
3. Calculate the energy change ΔU , which results from this displacement.
4. If $\Delta U < 0$, the move is accepted; go to step 2.
5. Get a uniform random number $u \in (0, 1]$.
6. If $u < \exp(-\Delta U/k_B T)$, accept the move.
7. Update the time $t = t + 1$ and go to step 2.

APPENDIX B: KINETIC MONTE CARLO ALGORITHM

The KMC algorithm for simulating the time evolution of a system where some processes can occur with known rates r_i can be written for instance as follows:

1. Choose an initial state, set the time $t = 0$, and form a list of all possible rates in the system r_i .
2. Calculate the cumulative function $R_i = \sum_{j=1}^i r_j$ for $i = 1, \dots, N$ where N is the total number of transitions. Denote $R = R_N$.
3. Get a uniform random number $u \in (0, 1]$.
4. Find the event to carry out by finding the i for which $R_{i-1} < uR < R_i$.
5. Carry out event i .

-
- [1] M. E. J. Newman and G. T. Barkema, *Monte Carlo Methods in Statistical Physics, Ch 9.1*. (Oxford University Press, Oxford, 1999).
 - [2] K. A. Fichtorn and W. H. Weinberg, J. Chem. Phys. **95**, 1090 (1991).
 - [3] A. Baumgartner and K. Binder, J. Chem. Phys. **19**, 432202 (2007).
 - [4] W. Sung and P. J. Park, Phys. Rev. Lett. **77**, 783 (1996).
 - [5] M. Muthukumar, J. Chem. Phys. **111**, 10371 (1999).
 - [6] J. Chuang, Y. Kantor, and M. Kardar, Phys. Rev. E **65**, 011802 (2001).
 - [7] Y. Kantor and M. Kardar, Phys. Rev. E **69**, 021806 (2004).
 - [8] J. L. A. Dubbeldam, A. Milchev, V. G. Rostiashvili, and T. A. Vilgis, Phys. Rev. E **76**, 010801 (2007).

6. Recalculate all rates r_i which may have changed due to the transition. If appropriate, remove or add new transitions i . Update N and the list of events accordingly.
7. Get a new uniform random number $u \in (0, 1]$.
8. Update the time with $t = t + \Delta t$, where $\Delta t = -\log \frac{u}{R}$.
9. Return to step 2.

(note that the same average time scale can be obtained also using $\Delta t = \frac{1}{R}$ in step 8. However, including the random number describes better the stochastic nature of the process).

This algorithm is known in different sources variously as the residence-time algorithm or the n-fold way or the Bortz-Kalos-Lebowitz (BKL) algorithm or just the kinetic Monte Carlo (KMC) algorithm.