

Classical and relativistic orbital effects of Sun's mass loss and the Earth's fate

Lorenzo Iorio¹

INFN-Sezione di Pisa. Permanent address for correspondence: Viale Unità di Italia 68,
70125, Bari (BA), Italy.

lorenzo.iorio@libero.it

Received _____; accepted _____

ABSTRACT

We calculate the classical and general relativistic effects induced by an isotropic mass loss \dot{M}/M of a body on the orbital motion of a test particle around it; the present analysis is valid also for a variation \dot{G}/G of the Newtonian constant of gravitation. Concerning the Newtonian case, we perturbatively obtain negative secular rates for the osculating semimajor axis a , the eccentricity e and the mean anomaly \mathcal{M} , while the argument of pericenter ω does not undergo secular precession; the longitude of the ascending node Ω and the inclination i are left unaffected. The anomalistic period is different from the Keplerian one and is larger than it. The true orbit, instead, expands, as shown by a numerical integration of the equations of motion in Cartesian coordinates; in fact, this is in agreement with the decreasing of a and e because they refer to the osculating Keplerian ellipses which approximate the trajectory at each instant. General relativity induces positive secular rates of the semimajor axis and the eccentricity completely negligible in the present and future evolution of the Solar System. By assuming for the Sun $\dot{M}/M = -9 \times 10^{-14} \text{ yr}^{-1}$ it turns out that the Earth's perihelion position is displaced outward by 1.3 cm along the fixed line of apsides after each revolution. By applying our results to the phase in which the radius of the Sun, already moved to the Red Giant Branch of the Hertzsprung-Russell Diagram, will become as large as 1.20 AU in about 1 – 1.5 Myr, we find that the Earth's perihelion position on the fixed line of the apsides will increase by ≈ 0.29 AU (for $\dot{M}/M = -2 \times 10^{-7} \text{ yr}^{-1}$); other researchers point towards an increase of 0.37 – 0.63 AU. Mercury will be destroyed already at the end of the Main Sequence, while Venus should be engulfed in the initial phase of the Red Giant Branch phase; the orbits of the outer planets will increase by 10 – 1000 AU. Simultaneous long-term numerical integrations of the equations of motion

of all the major bodies of the Solar System, with the inclusion of a mass-loss term in the dynamical force models as well, are required to check if the mutual N-body interactions may substantially change the picture analytically outlined here, especially in the Red Giant Branch phase in which Mercury and Venus may be removed from the integration.

Subject headings: gravitation – stars: mass-loss – celestial mechanics – relativity

1. Introduction

In this paper we deal with the problem of determining the orbital effects induced by an isotropic variation \dot{M}/M of the mass of a central body on the motion of a test particle around it both in classical mechanics and in general relativity; our analysis is valid also for a change \dot{G}/G of the Newtonian constant of gravitation. This problem, although interesting in itself, is not only an academic one because of the relevance that it may have on the ultimate destiny of planetary companions in many stellar systems in which the host star experiences a mass loss, like our Sun (Schröder & Smith 2008). Another problem, related to the present one, which has recently received attention is the observationally determined secular variation of the Astronomical Unit (Krasinsky & Brumberg 2004; Standish 2005; Noerdlinger 2008; Klioner 2008). Moreover, increasing accuracy in astrometry pointing towards microarcsecond level (Jin, Imants & Perryman 2008), and long-term stability in clocks (Oskay et al. 2006) require to consider the possibility that smaller and subtler perturbations will be soon detectable in the Solar System.

Many treatments of the mass loss-driven orbital dynamics in the framework of the Newtonian mechanics, based on different approaches and laws of variation of the central body’s mass, can be found in literature; see, e.g., (Jeans 1924, 1961; Armellini 1935; Hadjidemetriou 1963, 1966; Deprit 1983; Kevorkian & Cole 1996; Krasinsky & Brumberg 2004; Noerdlinger 2008) and references therein. However, they are sometimes rather confused and involved giving unclear results concerning the behavior of the Keplerian orbital elements and the true orbit.

The plan of the paper is as follows. Section 2 is devoted to a theoretical description of the phenomenon in a two-body scenario. In Section 2.1, by working in the Newtonian framework, we will use the standard Gauss perturbative scheme to unambiguously work out the secular variations experienced by all the Keplerian orbital elements of a test particle

moving in the gravitational field of a central mass experiencing a variation of its GM linear in time. Then, we will clarify the meaning of the results obtained by performing a numerical integration of the equations of motion in order to visualize the true trajectory followed by the planet. In Section 2.2 we will work within the general relativistic gravitoelectromagnetic framework by calculating the gravitoelectric effects on all the Keplerian orbital elements of a freely falling test particle in a non-stationary gravitational field. In Section 3 we will apply our results to the future Sun-Earth scenario and to the other planets of the Solar System. Section 4 is devoted to a discussion of the findings of other researchers while Section 5 summarizes our results.

We wish to make a final remark concerning the field of applicability of our results to realistic astrophysical contexts. Indeed, throughout the paper we will consider only a two-body configuration in which the primary undergoes a time-variation of its GM . If we want to apply this scenario to the evolution of the Sun-Earth system over timescales of the order of 0.1-1 Myr and more it should be taken into account that, in principle, also the other planets induce large changes in the eccentricity (and the other orbital parameters) of the terrestrial orbit (see (Kholshchevnikov & Kuznetsov 2007) and references therein; (Laskar 2008)). Simulations looking back in time have shown that this happens on timescales of the order of just 0.1 Myr, and it even appears to be an important forcing factor for climate changes (Laskar et al. 2004). Thus, in extending our results to deep-future scenarios, we might be wrong, in principle, about how representative the present-day Earth's eccentricity is for any very long timescale (as we will show, the magnitude of the changes depends on the eccentricity). Our analysis may be helpful in driving future researches towards the implementation of long-term N-body simulations including the temporal change of GM as well, especially over timescales including the Red Giant Branch phase in which Mercury and likely Venus will be engulfed by the expanding Sun.

2. Theory

In this Section we analytically work out the effects of a temporal variation of the GM of the primary on the orbital motion of the secondary in a two-body scenario both in Newtonian (Section 2.1) and Einsteinian (Section 2.2) cases.

2.1. The Newtonian scenario

By defining

$$\mu \equiv GM \tag{1}$$

at a given epoch t_0 , the acceleration of a test particle orbiting a central body experiencing a variation of μ is, to first order in $t - t_0$,

$$\mathbf{A} = -\frac{\mu(t)}{r^2} \hat{\mathbf{r}} \approx -\frac{\mu}{r^2} \left[1 + \left(\frac{\dot{\mu}}{\mu} \right) (t - t_0) \right] \hat{\mathbf{r}}, \tag{2}$$

with $\dot{\mu} \equiv \dot{\mu}|_{t=t_0}$;

$\dot{\mu}$ is assumed constant throughout the temporal interval of interest $\Delta t = t - t_0$, as it is the case for most of the remaining lifetime of the Sun as a Main Sequence (MS) star (Schröder & Smith 2008). Note that $\dot{\mu}$ can, in principle, be due to a variation of both the Newtonian gravitational constant G and the mass M of the central body, so that

$$\frac{\dot{\mu}}{\mu} = \frac{\dot{G}}{G} + \frac{\dot{M}}{M}. \tag{3}$$

Moreover, while the orbital angular momentum is conserved, this does not happen for the energy.

By limiting ourselves to the Solar System, it is quite realistic to assume that

$$\left(\frac{\dot{\mu}}{\mu} \right) (t - t_0) \ll 1 \tag{4}$$

over most of its remaining lifetime: indeed, since \dot{M}/M is of the order of¹ 10^{-14} yr^{-1} for the Sun (Schröder & Smith 2008), the condition of eq. (4) is satisfied for the remaining² ≈ 7.58 Gyr before the Sun will approach the tip of the Red Giant Branch (RGB) in the Hertzsprung-Russell Diagram (HRD). Thus, we can treat it perturbatively with the standard methods of celestial mechanics.

The unperturbed Keplerian ellipse at epoch t_0 , assumed coinciding with the time of the passage at perihelion t_p , is characterized by

$$\begin{aligned} r &= a(1 - e \cos E), \\ dt &= \left(\frac{1 - e \cos E}{n} \right) dE, \\ \cos f &= \frac{\cos E - e}{1 - e \cos E}, \\ \sin f &= \frac{\sqrt{1 - e^2} \sin E}{1 - e \cos E}, \end{aligned} \tag{5}$$

where a and e are the semimajor axis and the eccentricity, respectively, which fix the size and the shape of the orbit, $n = \sqrt{\mu/a^3}$ is its unperturbed Keplerian mean motion, f is the true anomaly, reckoned from the pericentre, and E is the eccentric anomaly. This would be the path followed by the particle for any $t > t_p$ if the mass loss would suddenly cease at t_p . Instead, the true path will be different because of the perturbation induced by $\dot{\mu}$ and the orbital parameters of the osculating ellipses approximating the real trajectory at each instant of time will slowly change in time.

¹About 80% of such a mass-loss is due to the core nuclear burning, while the remaining 20% is due to average solar wind.

²The age of the present-day MS Sun is 4.58 Gyr, counted from its zero-age MS start model (Schröder & Smith 2008).

The Gauss equation for the variation of the semimajor axis a is (Roy 2005)

$$\frac{da}{dt} = \frac{2}{n\sqrt{1-e^2}} \left(eA_r \sin f + A_\tau \frac{p}{r} \right), \quad (6)$$

where A_r and A_τ are the radial and transverse, i.e. orthogonal to the direction of $\hat{\mathbf{r}}$, components, respectively, of the disturbing acceleration, and $p = a(1 - e^2)$. In our case

$$A = A_r = -\frac{\dot{\mu}}{r^2}(t - t_p), \quad (7)$$

i.e. we have an entirely radial perturbing acceleration; note that for $\dot{\mu} < 0$, i.e. a decrease in the body's GM , the total gravitational attraction felt by the test particle, given by eq. (2), is reduced with respect to the epoch t_p . In order to have the rate of the semimajor axis averaged over one (Keplerian) orbital revolution eq. (7) must be inserted into eq. (6), evaluated onto the unperturbed Keplerian ellipse with eq. (5) and finally integrated over $ndt/2\pi$ from 0 to 2π because $n/2\pi = 1/P^{\text{Kep}}$ (see below). Note that, from eq. (5), it can be obtained

$$t - t_p = \frac{E - e \sin E}{n}. \quad (8)$$

As a result we have

$$\left\langle \frac{da}{dt} \right\rangle = -\frac{e}{\pi} \left(\frac{\dot{\mu}}{\mu} \right) a \int_0^{2\pi} \frac{(E - e \sin E) \sin E}{(1 - e \cos E)^2} dE = 2 \left(\frac{e}{1 - e} \right) \left(\frac{\dot{\mu}}{\mu} \right) a. \quad (9)$$

Note that if μ decreases a gets reduced as well: $\langle \dot{a} \rangle < 0$

The Gauss equation for the variation of the eccentricity is (Roy 2005)

$$\frac{de}{dt} = \frac{\sqrt{1-e^2}}{na} \left\{ A_r \sin f + A_\tau \left[\cos f + \frac{1}{e} \left(1 - \frac{r}{a} \right) \right] \right\}. \quad (10)$$

For $A = A_r$, it reduces to

$$\frac{de}{dt} = \left(\frac{1 - e^2}{2ae} \right) \frac{da}{dt}, \quad (11)$$

so that

$$\left\langle \frac{de}{dt} \right\rangle = (1 + e) \left(\frac{\dot{\mu}}{\mu} \right); \quad (12)$$

also the eccentricity gets smaller for $\dot{\mu} < 0$.

As a consequence of the found variations of the semimajor axis and the eccentricity, the osculating orbital angular momentum per unit mass, defined by $L^2 = \mu a(1 - e^2)$, remains constant: indeed, by using eq. (9) and eq. (12), it turns out

$$\left\langle \frac{dL^2}{dt} \right\rangle = \mu \langle \dot{a} \rangle (1 - e^2) - 2\mu a e \langle \dot{e} \rangle = 0. \quad (13)$$

The osculating total energy $\mathcal{E} = -\mu/2a$ decreases according to

$$\left\langle \frac{d\mathcal{E}}{dt} \right\rangle = \frac{\mu}{2a^2} \langle \dot{a} \rangle = \left(\frac{e}{1 - e} \right) \frac{\dot{\mu}}{a}. \quad (14)$$

The Gauss equation for the variation of the pericentre ω is (Roy 2005)

$$\frac{d\omega}{dt} = \frac{\sqrt{1 - e^2}}{nae} \left[-A_r \cos f + A_\tau \left(1 + \frac{r}{p} \right) \sin f \right] - \cos i \frac{d\Omega}{dt}, \quad (15)$$

where i and Ω are the the inclination and the longitude of the ascending node, respectively, which fix the orientation of the osculating ellipse in the inertial space. Since $d\Omega/dt$ and di/dt depend on the normal component A_ν of the disturbing acceleration, which is absent in our case, and $A = A_r$, we have

$$\left\langle \frac{d\omega}{dt} \right\rangle = \frac{\sqrt{1 - e^2}}{2\pi e} \left(\frac{\dot{\mu}}{\mu} \right) \int_0^{2\pi} \frac{(E - e \sin E)(\cos E - e)}{(1 - e \cos E)^2} dE = 0 : \quad (16)$$

the osculating ellipse does not change its orientation in the orbital plane, which, incidentally, remains fixed in the inertial space because $A_\nu = 0$ and, thus, $d\Omega/dt = di/dt = 0$.

The Gauss equation for the mean anomaly \mathcal{M} , defined as $\mathcal{M} = n(t - t_p)$, (Roy 2005) is

$$\frac{d\mathcal{M}}{dt} = n - \frac{2}{na} A_r \frac{r}{a} - \sqrt{1 - e^2} \left(\frac{d\omega}{dt} + \cos i \frac{d\Omega}{dt} \right). \quad (17)$$

It turns out that, since

$$- \frac{2}{na} A_r \frac{r}{a} dt = \frac{2\dot{\mu}}{n^3 a^3} (E - e \sin E) dE, \quad (18)$$

$$\left\langle \frac{d\mathcal{M}}{dt} \right\rangle = n + 2 \left(\frac{\dot{\mu}}{\mu} \right); \quad (19)$$

the mean anomaly changes uniformly in time at a slower rate with respect to the unperturbed case for $\dot{\mu} < 0$. Moreover, the osculating Keplerian period

$$P^{\text{Kep}} = \frac{2\pi}{n} = 2\pi \sqrt{\frac{a^3}{\mu}}, \quad (20)$$

which, by definition, yields the time elapsed between two consecutive perihelion crossings in absence of perturbation, decreases according to

$$\left\langle \frac{dP^{\text{Kep}}}{dt} \right\rangle = \frac{3}{2} P^{\text{Kep}} \frac{\langle \dot{a} \rangle}{a} = \frac{6\pi e \dot{\mu}}{(1-e)} \left(\frac{a}{\mu} \right)^{3/2}. \quad (21)$$

At first sight, the results obtained here may be rather confusing: if the gravitational attraction of the Sun reduces in time because of its mass loss the orbits of the planets should expand (see the numerically integrated trajectory plotted in Figure 1), while we have seen that the semimajor axis and the eccentricity undergo secular decrements. Moreover, we found that the Keplerian period P^{Kep} decreases, while we expect that the orbital period increases. In fact, there is no contradiction, and our analytical results do yield us realistic information on the real evolution of the motion of a planet. Indeed, a , e and P^{Kep} refer to the osculating Keplerian ellipses which, at any instant, approximate the true trajectory which, instead, is not an ellipse being not bounded. Let us start at t_p from the osculating pericentre of the Keplerian ellipse corresponding to chosen initial conditions: let us use a heliocentric frame with the x axis oriented along the osculating pericentre. After a true revolution, i.e. when the true radius vector of the planet has swept an angular interval of 2π , the planet finds itself again on the x axis, but at a larger distance from the starting point because of the orbit expansion induced by the Sun's mass loss. It is not difficult to understand that the osculating Keplerian ellipse approximating the trajectory at this perihelion passage is oriented as before because there is no variation of the (osculating) pericentre, but has smaller semimajor axis and eccentricity. And so on, revolution after

revolution, until the perturbation theory can be applied, i.e. until $\dot{\mu}/\mu(t - t_p) \ll 1$. In Figure 1 the situation described so far is qualitatively illustrated. For illustrative purposes we enhanced the overall effect by assuming $\dot{\mu}/\mu \approx 10^{-2} \text{ yr}^{-1}$ for the Sun; the initial conditions for the planet correspond to an unperturbed Keplerian ellipse with $a = 1 \text{ AU}$, $e = 0.8$ with the present-day value of the Sun’s mass in one of its foci. Note also that the true orbital period, intended as the time elapsed between two consecutive crossings of the perihelion, is larger than the unperturbed Keplerian one which would amount to 1 yr for the Earth: indeed, after 2 yr the planet has not yet reached the perihelion for its second passage.

Now, if we compute the radial change $\Delta r(E)$ in the osculating radius vector as a function of the eccentric anomaly E we can gain useful insights concerning how much the true path has expanded after two consecutive perihelion passages. From the Keplerian expression of the Sun-planet distance

$$r = a(1 - e \cos E) \tag{22}$$

one gets the radial component of the orbital perturbation expressed in terms of the eccentric anomaly E

$$\Delta r(E) = (1 - e \cos E) \Delta a - a \cos E \Delta e + ae \sin E \Delta E; \tag{23}$$

it agrees with the results obtained by, e.g., Casotto (1993). Since

$$\left\{ \begin{array}{l} \Delta a = -\frac{2ae}{n} \left(\frac{\dot{\mu}}{\mu} \right) \left(\frac{\sin E - E \cos E}{1 - e \cos E} \right), \\ \Delta e = -\frac{(1-e^2)}{n} \left(\frac{\dot{\mu}}{\mu} \right) \left(\frac{\sin E - E \cos E}{1 - e \cos E} \right), \\ \Delta E = \left(\frac{\Delta \mathcal{M} + \sin E \Delta e}{1 - e \cos E} \right) = \frac{1}{n} \left(\frac{\dot{\mu}}{\mu} \right) [\mathcal{A}(E) + \mathcal{B}(E) + \mathcal{C}(E)], \end{array} \right. \tag{24}$$

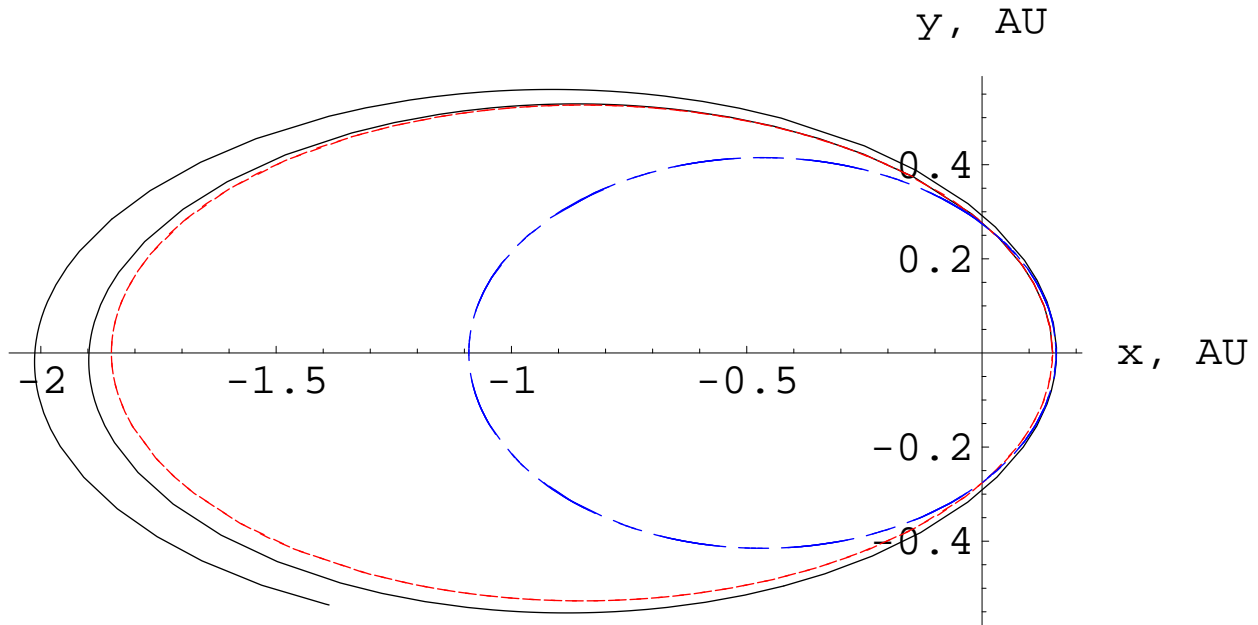


Fig. 1.— Black continuous line: true trajectory obtained by numerically integrating the perturbed equations of motion in Cartesian coordinates over 2 yr; the disturbing acceleration of eq. (2) has been adopted. The planet starts from the perihelion on the x axis. Just for illustrative purposes, a mass loss rate of the order of 10^{-2} yr^{-1} has been adopted for the Sun; for the planet initial conditions corresponding to $a = 1 \text{ AU}$, $e = 0.8$ have been chosen. Red dashed line: unperturbed Keplerian ellipse at $t = t_0 = t_p$. Blue dash-dotted line: osculating Keplerian ellipse after the first perihelion passage. As can be noted, its semimajor axis and eccentricity are smaller than those of the initial unperturbed ellipse. Note also that after 2 yr the planet has not yet reached the perihelion as it would have done in absence of mass loss, i.e. the true orbital period is longer than the osculating Keplerian one.

with

$$\left\{ \begin{array}{l} \mathcal{A}(E) = \frac{E^2 + 2e(\cos E - 1)}{1 - e \cos E}, \\ \mathcal{B}(E) = \left(\frac{1 - e^2}{e}\right) \left[\frac{1 + e - (1 + e) \cos E - E \sin E}{(1 - e \cos E)^2} \right], \\ \mathcal{C}(E) = -\frac{(1 - e^2) \sin E (\sin E - e \cos E)}{(1 - e \cos E)^2}, \end{array} \right. \quad (25)$$

it follows

$$\Delta r(E) = \frac{a}{n} \left(\frac{\dot{\mu}}{\mu} \right) [\mathcal{D}(E) + \mathcal{F}(E)], \quad (26)$$

with

$$\left\{ \begin{array}{l} \mathcal{D}(E) = e \left[-2(\sin E - E \cos E) + \frac{\sin E [E^2 + 2e(\cos E - 1)]}{1 - e \cos E} - \frac{(1 - e^2) \sin^2 E (\sin E - e \cos E)}{(1 - e \cos E)^2} \right], \\ \mathcal{F}(E) = \left(\frac{1 - e^2}{1 - e \cos E} \right) \left\{ \cos E (\sin E - E \cos E) + \sin E \left[\frac{1 + e - (1 + e) \cos E - E \sin E}{1 - e \cos E} \right] \right\}. \end{array} \right. \quad (27)$$

From eq. (26) and eq. (27) it turns out that for $E > 0$ $\Delta r(E)$ never vanishes; after one (Keplerian) orbital revolution, i.e. after that an angular interval of 2π has been swept by the (osculating) radius vector, a net increase of the radial (osculating) distance occurs according to³

$$\Delta r(2\pi) - \Delta r(0) = \Delta r(2\pi) = -\frac{2\pi}{n} a \left(\frac{\dot{\mu}}{\mu} \right) (1 - e). \quad (28)$$

This analytical result is qualitatively confirmed by the difference⁴ $\Delta r(t)$ between the radial distances obtained from the solutions of two numerical integrations of the equations of motion over 3 yr with and without $\dot{\mu}/\mu$; the initial conditions are the same. For illustrative purposes we used $a = 1$ AU, $e = 0.01$, $\dot{\mu}/\mu = -0.1$ yr⁻¹. The result is depicted in Figure 2. Note also that eq. (26) and eq. (27) tell us that the shift at the aphelion is

³According to eq. (26) and eq. (27), $\Delta r(0) = 0$.

⁴Strictly speaking, Δr and the quantity plotted in Figure 2 are different objects, but, as

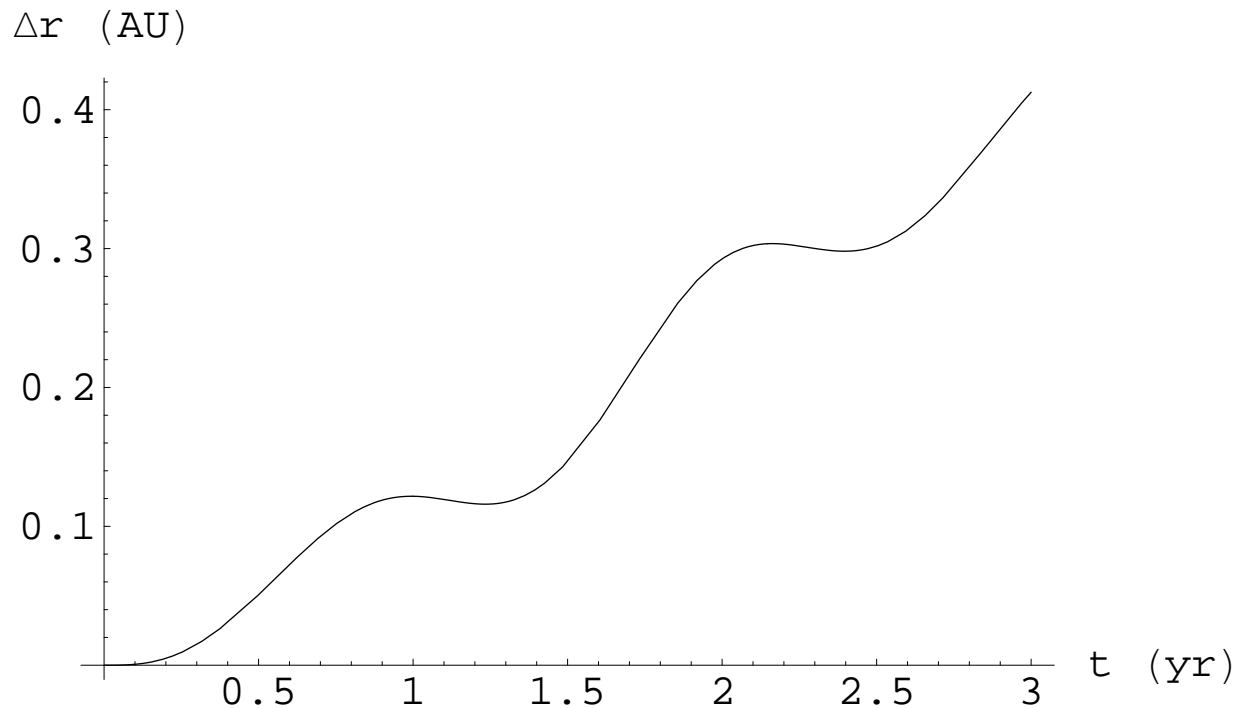


Fig. 2.— Difference $\Delta r(t)$ between the radial distances obtained from the solutions of two numerical integrations of the equations of motion over 3 yr with and without $\dot{\mu}/\mu$; the initial conditions are the same. Just for illustrative purposes a mass loss rate of the order of 10^{-1} yr^{-1} has been adopted for the Sun; for the planet initial conditions corresponding to $a = 1 \text{ AU}$, $e = 0.01$ have been chosen. The cumulative increase of the Sun-planet distance induced by the mass loss is apparent.

$$\Delta r(\pi) = \frac{1}{2} \left(\frac{1+e}{1-e} \right) \Delta r(2\pi), \quad (29)$$

in agreement with Figure 1 where it is 4.5 times larger than the shift at the perihelion.

Since Figure 1 tells us that the orbital period gets larger than the Keplerian one, it means that the true orbit must somehow remain behind with respect to the Keplerian one. Thus, a negative perturbation $\Delta\tau$ in the transverse direction must occur as well; see Figure 3.

Let us now analytically compute it. According to Casotto (1993), it can be used

$$\Delta\tau = \frac{a \sin E}{\sqrt{1-e^2}} + a\sqrt{1-e^2} \Delta E + r(\Delta\omega + \Delta\Omega \cos i). \quad (30)$$

By recalling that, in our case, $\Delta\Omega = 0$ and using

$$\Delta\omega = -\frac{\sqrt{1-e^2}}{ne} \left(\frac{\dot{\mu}}{\mu} \right) \left[\frac{1+e - (1+e)\cos E - E \sin E}{1-e \cos E} \right], \quad (31)$$

it is possible to obtain from eq. (24) and eq. (31)

$$\Delta\tau(E) = \frac{a}{n} \left(\frac{\dot{\mu}}{\mu} \right) \frac{\sqrt{1-e^2}}{(1-e \cos E)} [\mathcal{G}(E) + \mathcal{H}(E) + \mathcal{I}(E) + \mathcal{J}(E) + \mathcal{K}(E)], \quad (32)$$

with

$$\left\{ \begin{array}{l} \mathcal{G}(E) = \sin E (E \cos E - \sin E), \\ \mathcal{H}(E) = \frac{(1-e \cos E)}{e} [(1+e)(\cos E - 1) + E \sin E], \\ \mathcal{I}(E) = E^2 + 2e(\cos E - 1), \\ \mathcal{J}(E) = \sin E \left[\frac{(1-e^2)(e \cos E - \sin E)}{1-e \cos E} \right] \\ \mathcal{K}(E) = \left(\frac{1-e^2}{e} \right) \left[\frac{(1+e)(1-e \cos E) - E \sin E}{1-e \cos E} \right]. \end{array} \right. \quad (33)$$

the following discussion will clarify, we can assume that, in practice, they are the same.

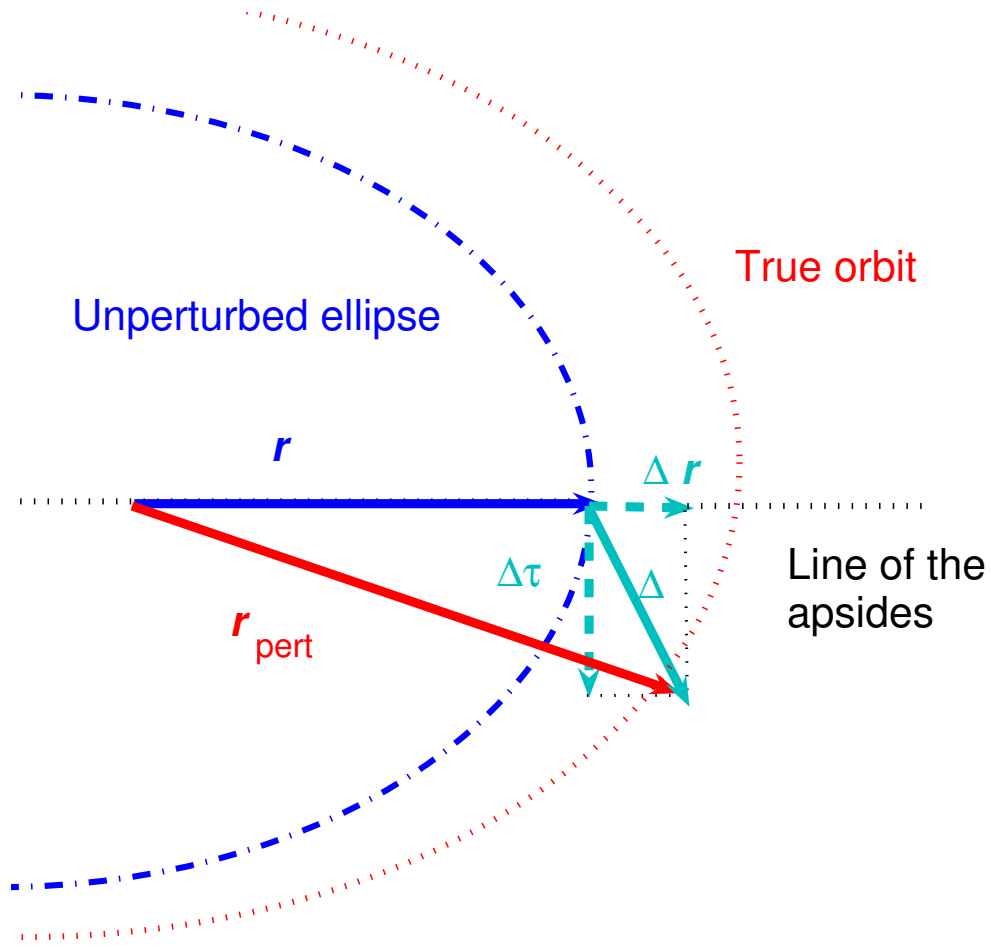


Fig. 3.— Radial and transverse perturbations Δr and $\Delta \tau$ of the Keplerian radius vector (in blue); the presence of the transverse perturbation $\Delta \tau$ makes the real orbit (in red) lagging behind the Keplerian one.

From eq. (32) and eq. (33) it turns out that for $E > 0$ $\Delta\tau(E)$ never vanishes; at the (osculating) time of perihelion passage

$$\Delta\tau(2\pi) - \Delta\tau(0) = \frac{4\pi^2}{n} a \left(\frac{\dot{\mu}}{\mu} \right) \sqrt{\frac{1+e}{1-e}} < 0. \quad (34)$$

This means that when the Keplerian path has reached the perihelion, the perturbed orbit is still behind it. Such features are qualitatively confirmed by Figure 1.

From a vectorial point of view, the radial and transverse perturbations to the Keplerian radius vector \mathbf{r} yield a correction

$$\mathbf{\Delta} = \Delta r \hat{\mathbf{r}} + \Delta\tau \hat{\boldsymbol{\tau}}, \quad (35)$$

so that

$$\mathbf{r}_{\text{pert}} = \mathbf{r} + \mathbf{\Delta}. \quad (36)$$

The length of $\mathbf{\Delta}$ is

$$\Delta(E) = \sqrt{\Delta r(E)^2 + \Delta\tau(E)^2}; \quad (37)$$

eq. (28) and eq. (32) tell us that at perihelion it amounts to

$$\Delta(2\pi) = \Delta r(2\pi) \sqrt{1 + 4\pi^2 \frac{(1+e)}{(1-e)^3}}. \quad (38)$$

The angle ξ between $\mathbf{\Delta}$ and \mathbf{r} is given by

$$\tan \xi(E) = \frac{\Delta\tau(E)}{\Delta r(E)}; \quad (39)$$

at perihelion it is

$$\tan \xi(2\pi) = -2\pi \frac{\sqrt{1+e}}{(1-e)^{3/2}}, \quad (40)$$

i.e. ξ is close to -90 deg; for the Earth it is -81.1 deg. Thus, the difference δ between the lengths of the perturbed radius vector r_{pert} and the Keplerian one r at a given instant amounts to about

$$\delta \approx \Delta \cos \xi; \quad (41)$$

if fact, this is precisely the quantity determined over 3 yr by the numerical integration of Figure 2. At the perihelion we have

$$\delta = \Delta r(2\pi) \sqrt{1 + 4\pi^2 \frac{(1+e)}{(1-e)^3} \cos \xi}; \quad (42)$$

since for the Earth

$$\sqrt{1 + 4\pi^2 \frac{(1+e)}{(1-e)^3} \cos \xi} = 1.0037, \quad (43)$$

it holds

$$\delta \approx \Delta r(2\pi). \quad (44)$$

This explains why Figure 2 gives us just Δr .

Since the approximate calculations of other researchers often refer to circular orbits, and in view of the fact that when a Sun-like star evolves into a giant tidal interactions circularize⁵ the orbit of a planet (Zahn 1977), it is interesting to consider also such limiting case in which other nonsingular osculating orbital elements must be adopted. The eccentricity and the pericentre lose their meaning: thus, it is not surprising that eq. (12), although formally valid for $e \rightarrow 0$, yields a meaningless result, i.e. the eccentricity would become negative. Instead, the semimajor axis is still valid and eq. (9) predicts that $\langle \dot{a} \rangle = 0$ for $e \rightarrow 0$. The constancy of the osculating semimajor axis is not in contrast with the true trajectory, as clearly showed by Figure 4. Again, the true orbital period is larger than the Keplerian one which, contrary to the eccentric case, remains fixed. Since $\mathcal{D}(E) = 0$ for $e = 0$ and $\mathcal{F}(2\pi)|_{e=0} = -2\pi$, $\mathcal{F}(0)|_{e=0} = 0$, the radial shift per revolution is

$$\Delta r(2\pi)|_{e=0} = -\frac{2\pi}{n} a \left(\frac{\dot{\mu}}{\mu} \right). \quad (45)$$

⁵This fact has been quantitatively proven by the observation of convective binary stars (Beech 1987).

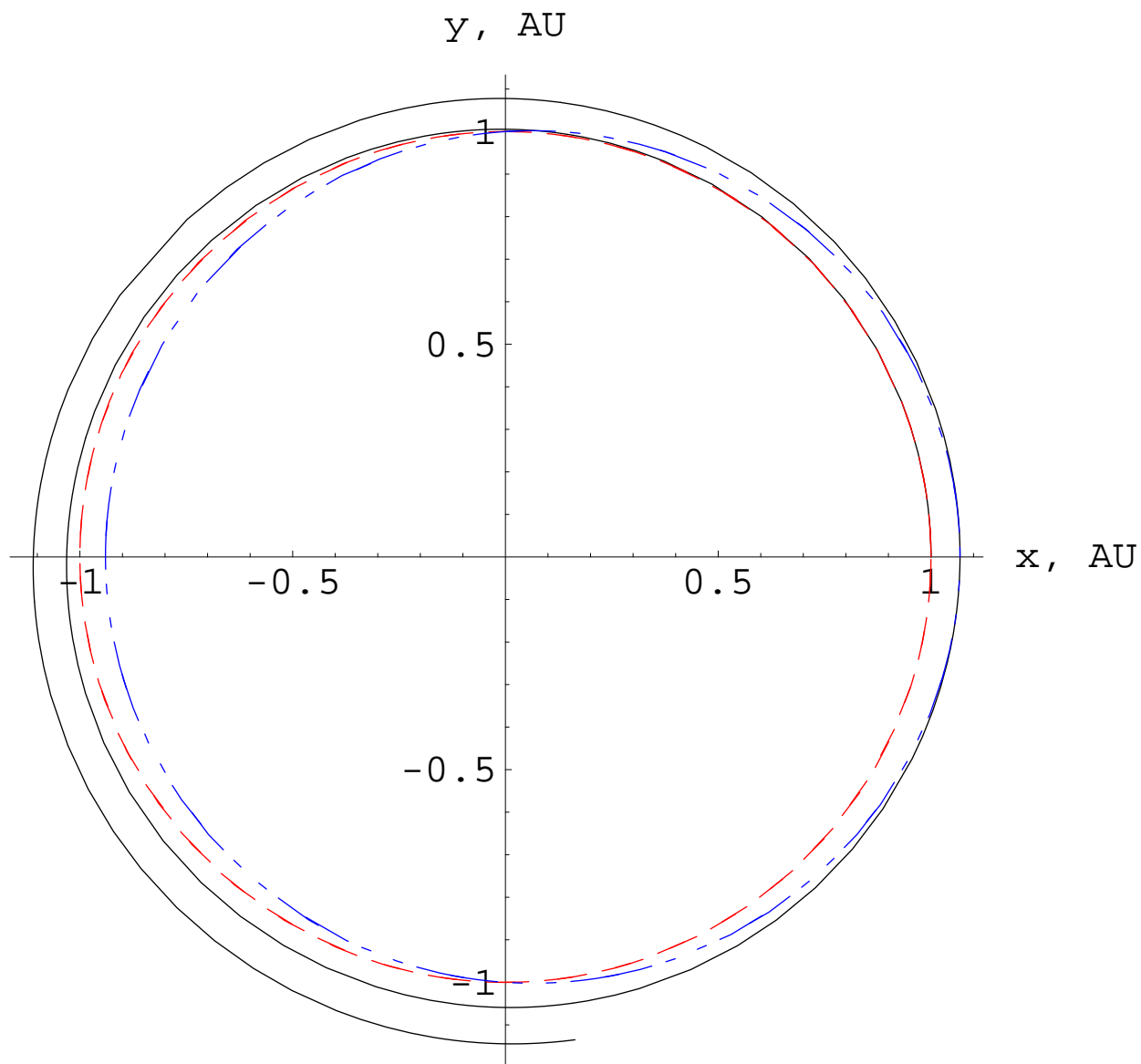


Fig. 4.— Black continuous line: true trajectory obtained by numerically integrating the perturbed equations of motion in Cartesian coordinates over 2 yr ; the disturbing acceleration of eq. (2) has been adopted. The planet starts from a point on the x axis. Just for illustrative purposes, a mass loss rate of the order of 10^{-2} yr^{-1} has been adopted for the Sun; for the planet initial conditions corresponding to $a = 1 \text{ AU}$, $e = 0.0$ have been chosen. Red dashed line: unperturbed Keplerian circle at $t = t_0$. Blue dash-dotted line: osculating Keplerian circle after the first x axis crossing. As can be noted, its semimajor axis and eccentricity are equal to those of the initial unperturbed circle. Note also that after 2 yr the planet has not

Also in this case the secular increase of the radial distance is present, as qualitatively shown by Figure 5. Concerning $\Delta\tau$, after 2π it is

$$\Delta\tau(2\pi) = \frac{4\pi^2}{n} a \left(\frac{\dot{\mu}}{\mu} \right); \quad (46)$$

also in this case, the orbital period is larger than the unperturbed one.

2.2. The general relativistic case

The field equations of general relativity are non-linear, but in the slow-motion ($\beta = \mathbf{v}/c \ll 1$) and weak-field ($U/c^2 \ll 1$) approximation they get linearized resembling to the linear equations of the Maxwellian electromagnetism; here v and U are the magnitudes of the typical velocities and the gravitational potential of the problem under consideration. This scenario is known as gravitoelectromagnetism (Mashhoon 2001, 2007). In this case the space-time metric is given by

$$ds^2 = \left(1 - 2\frac{\Phi}{c^2} \right) c^2 dt^2 + \frac{4}{c} (\mathbf{H} \cdot d\mathbf{r}) dt - \left(1 + 2\frac{\Phi}{c^2} \right) \delta_{ij} dx^i dx^j, \quad (47)$$

where, far from the source, the dominant contributions to the gravitoelectromagnetic potentials can be expressed as

$$\Phi = \frac{\mu}{r}, \quad \mathbf{H} = \frac{G}{c} \frac{\mathbf{J} \times \mathbf{r}}{r^3}. \quad (48)$$

Here \mathbf{J} is the proper angular momentum of the central body of mass M and r is so that $r \gg GM/c^2$ and $r \gg J/(Mc)$; c is the speed of light in vacuum.

For a non-stationary source the geodesic equations of motion yield (Bini et al. 2008), among other terms, $-\beta^i(3 - \beta^2)\Phi_{,0}$, $i = 1, 2, 3$ which, to order $\mathcal{O}(c^{-2})$, reduces to

$$\mathbf{A} = -3\frac{\dot{\mu}}{c^2} \frac{\mathbf{v}}{r} = -3\frac{GM}{c^2} \left(\frac{\dot{G}}{G} + \frac{\dot{M}}{M} \right) \frac{\mathbf{v}}{r}. \quad (49)$$

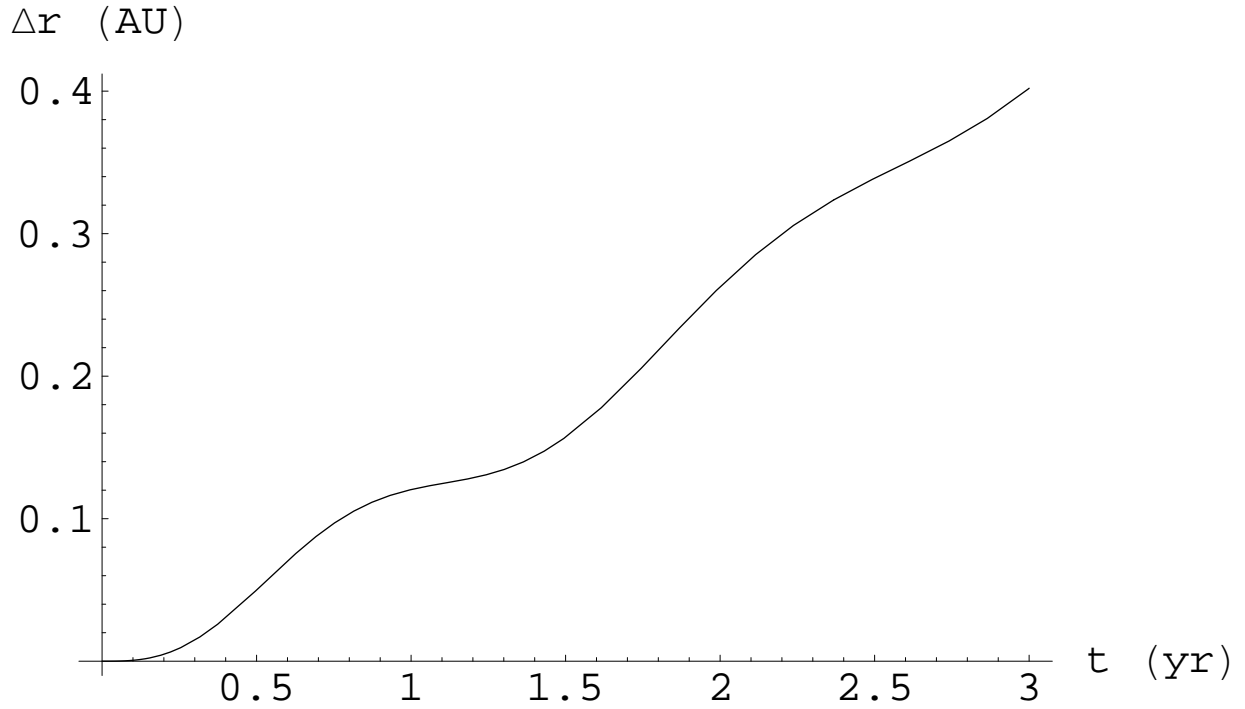


Fig. 5.— Difference $\Delta r(t)$ between the radial distances obtained from the solutions of two numerical integrations of the equations of motion over 3 yr with and without $\dot{\mu}/\mu$; the initial conditions are the same. Just for illustrative purposes a mass loss rate of the order of 10^{-1} yr^{-1} has been adopted for the Sun; for the planet initial conditions corresponding to $a = 1$ AU, $e = 0.0$ have been chosen. The cumulative increase of the Sun-planet distance induced by the mass loss is apparent.

For $\dot{\mu} < 0$ such a perturbing acceleration is directed along the velocity of the test particle. Although of no practical interest, being of the order of 10^{-24} m s⁻² in the case of a typical Sun-planet system with $\dot{M}/M = -9 \times 10^{-14}$ yr⁻¹, we will explicitly work out the orbital effects of eq. (49); the effects of the temporal variations of \mathbf{J} have already been worked out elsewhere (Iorio 2002; Bini et al. 2008).

Also in this case we will use the Gauss perturbative case. Since the radial and transverse components of the unperturbed velocity are

$$v_r = \frac{nae \sin f}{\sqrt{1-e^2}}, \quad (50)$$

$$v_\tau = \frac{na(1+e \cos f)}{\sqrt{1-e^2}}, \quad (51)$$

the radial and transverse components of eq. (49), evaluated onto the unperturbed Keplerian orbit, are

$$A_r = -\frac{3\dot{\mu}}{c^2} \frac{ne \sin E}{(1-e \cos E)^2}, \quad (52)$$

$$A_\tau = -\frac{3\dot{\mu}}{c^2} \frac{n\sqrt{1-e^2}}{(1-e \cos E)^2}. \quad (53)$$

After lengthy calculations they yield

$$\left\langle \frac{da}{dt} \right\rangle = -\frac{6\dot{\mu}}{c^2} \left(\frac{2}{\sqrt{1-e^2}} - 1 \right), \quad (54)$$

$$\left\langle \frac{de}{dt} \right\rangle = \frac{3\dot{\mu}\mu}{c^2 a^4 e} (2-e) \left(1 - \frac{1}{\sqrt{1-e^2}} \right). \quad (55)$$

Contrary to the classical case, now both the osculating semimajor axis and the eccentricity increase for $\dot{\mu} < 0$. It turns out that the pericentre and the mean anomaly do not secularly precess. Also in this case the inclination and the node are not affected because $A_\nu = 0$.

The qualitative features of the motion with the perturbation of eq. (49) are depicted in Figure 6 in which the magnitude of the relativistic term has been greatly enhanced for illustrative purposes.

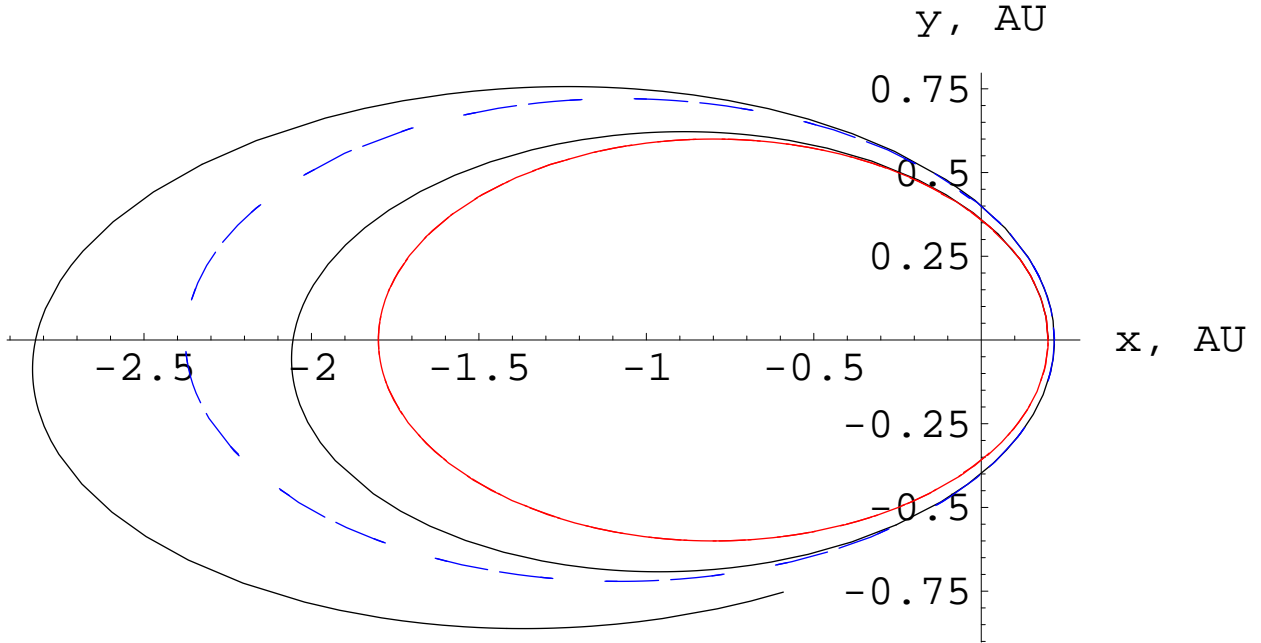


Fig. 6.— Black continuous line: true trajectory obtained by numerically integrating over 3 yr the equations of motion perturbed by eq. (49). The planet starts from the perihelion on the x axis. Just for illustrative purposes, a factor $-3\dot{\mu}/c^2$ of the order of 5×10^{-2} AU yr $^{-1}$ has been adopted for the Sun; for the planet initial conditions corresponding to $a = 1$ AU, $e = 0.8$ have been chosen. Red dashed line: unperturbed Keplerian ellipse at $t = t_0 = t_p$. Blue dash-dotted line: osculating Keplerian ellipse after the first perihelion passage. As can be noted, its semimajor axis and eccentricity are larger than those of the initial unperturbed ellipse.

3. The evolution of the Earth-Sun system

In this Section we will not consider other effects which may affect the final evolution of the Sun-Earth system like the tidal interaction between the Earth and the tidal bulges of the giant solar photosphere and the drag friction in the motion through the low chromosphere (Schröder & Smith 2008).

For the Earth, by assuming the values $a = 1.00000011$ AU, $e = 0.01671022$ at the epoch J2000 (JD 2451545.0) with respect to the mean ecliptic and equinox of J2000 and $\dot{\mu}/\mu = -9 \times 10^{-14} \text{ yr}^{-1}$, eq. (26) yields

$$\Delta r(2\pi) = 1.3 \times 10^{-2} \text{ m.} \quad (56)$$

This means that at every revolution the position of the Earth is shifted along the true line of the apsides (which coincides with the osculating one because of the absence of perihelion precession) by 1.3 cm. This result is confirmed by our numerical integrations and the discussion of Section 2; indeed, it can be directly inferred from Figure 2 by multiplying the value of Δr at $t = 1 \text{ yr}$ by 9×10^{-13} .

By assuming that the Sun will continue to lose mass at the same rate for other 7.58 Gyr, when it will reach the tip of the RGB in the HR diagram (Schröder & Smith 2008), the Earth will be only 6.7×10^{-4} AU more distant than now from the Sun at the perihelion. Note that the value $9 \times 10^{-14} \text{ yr}^{-1}$ is an upper bound on the magnitude of the Sun’s mass loss rate; it might be also smaller (Schröder & Smith 2008) like, e.g., $7 \times 10^{-14} \text{ yr}^{-1}$ which would yield an increment of 5.5×10^{-4} AU. Concerning the effect of the other planets during such a long-lasting phase, a detailed calculation of their impact is beyond the scope of the present paper. By the way, we wish to note that the dependence of $\Delta r(2\pi)$ on the eccentricity is rather weak; indeed, it turns out that, according to eq. (26), the shift of the perihelion position after one orbit varies in the range $1.3 - 1.2 \text{ cm}$ for $0 \leq e \leq 0.1$. Should

the interaction with the other planets increase notably the eccentricity, the expansion of the orbit would be even smaller; indeed, for higher values of e like, e.g., $e = 0.8$ it reduces to about 3 mm. In Table 1 we quote the expansion of the orbits of the other planets of the Solar System. It is interesting to note that Mercury and likely Venus are fated at the beginning of the RGB; indeed, from Figure 2 of (Schröder & Smith 2008) it turns out that the Sun’s photosphere will reach about 0.5 – 0.6 AU, while the first two planets of the Solar System will basically remain at 0.38 AU and 0.72 AU, respectively, being the expansion of their orbits negligible according to Table 1.

After entering the RG phase things will dramatically change because in only ≈ 1.5 Myr the Sun will reach the tip of the RGB phase losing mass at a rate of about $-2 \times 10^{-7} \text{ yr}^{-1}$ and expanding up to 1.20 AU (Schröder & Smith 2008). In the meantime, according to our perturbative calculations, the perihelion distance of the Earth will increase by 0.29 AU. We have used as initial conditions for μ , a and e their final values of the preceding phase 7.58 Gyr-long. In Table 2 we quote the expansion experienced by the other planets as well; Venus is doomed to destruction, while the outer planets of the Solar System will undergo a considerable increase in the size of their orbits, up to 10^3 AU for Neptune. We have used as initial conditions the final ones of the previous MS phase. Mutual N-body interactions have not been considered. Concerning the result for the Earth, it must be pointed out that it remains substantially unchanged if we repeat the calculation by assuming a circularized orbit during the entire RGB phase. Indeed, if we use eq. (45) by adopting as initial values of a and μ the final ones of the previous phase we get that after ≈ 1.5 Myr Δr has changed by 0.30 AU. Note that our results are in contrast with those by Schröder & Smith (2008) who obtain more comfortable values for the expansion of the Earth’s orbit, assumed circular and not influenced by tidal and frictional effects, ranging from 1.37 AU ($|\dot{\mu}/\mu| = 7 \times 10^{-14} \text{ yr}^{-1}$) to 1.50 AU ($|\dot{\mu}/\mu| = 8 \times 10^{-14} \text{ yr}^{-1}$) and 1.63 AU ($|\dot{\mu}/\mu| = 9 \times 10^{-14} \text{ yr}^{-1}$).

Table 1: Expansion of the orbits, in AU, of the eight planets of the Solar System in the next 7.58 Gyr for $\dot{M}/M = -9 \times 10^{-14} \text{ yr}^{-1}$. We have neglected mutual N-body interactions.

Planet	Δr (AU)
Mercury	5×10^{-5}
Venus	3×10^{-4}
Earth	7×10^{-4}
Mars	2×10^{-3}
Jupiter	4×10^{-2}
Saturn	2×10^{-1}
Uranus	1.0
Neptune	3.3

Table 2: Expansion of the orbits, in AU, of the eight planets of the Solar System in the first 1 Myr of the RGB for $\dot{M}/M = -2 \times 10^{-7} \text{ yr}^{-1}$. We have neglected mutual N-body interactions and other phenomena like the effects of tidal bulges and chromospheric drag for the inner planets.

Planet	Δr (AU)
Mercury	2×10^{-2}
Venus	1×10^{-1}
Earth	2×10^{-2}
Mars	6×10^{-1}
Jupiter	15
Saturn	66
Uranus	384
Neptune	1228

In fact, by inspecting Figure 4 of (Schröder & Smith 2008) it appears that in the last Myr of the RGB a moderate variation of \dot{M}/M occurs giving rise to an acceleration of the order of $\ddot{M}/M \approx 10^{-13} \text{ yr}^{-2}$. Thus, a further quadratic term of the form

$$\left(\frac{\ddot{\mu}}{\mu}\right) \frac{(t - t_0)^2}{2} \quad (57)$$

should be accounted for in the expansion of eq. (2). A perturbative treatment yields adequate results for such a phase 1 Myr long since over this time span eq. (57) would amount to $\approx 5 \times 10^{-2}$. However, there is no need for detailed calculations: indeed, it can be easily noted that the radial shift after one revolution is

$$\Delta r(2\pi) \propto \left(\frac{\ddot{\mu}}{\mu}\right) \frac{a^4}{\mu}. \quad (58)$$

After about 1 Myr eq. (58) yields a variation of the order of 10^{-9} AU, which is clearly negligible.

4. Discussion of other approaches

Here we will briefly review some of the results obtained by others by comparing with ours.

Hadjidemetriou (1963) uses a tangential perturbing acceleration proportional to the test particle's velocity \mathbf{v} ,

$$\mathbf{A} = -\frac{1}{2} \left[\frac{\dot{\mu}}{\mu(t)} \right] \mathbf{v}, \quad (59)$$

and a different perturbative approach by finding that, for a generic mass loss, the semimajor axis secularly increases and the eccentricity remains constant. In fact, with the approach followed here it would be possible to show that, to first order in $(\dot{\mu}/\mu)(t - t_0)$, $\langle \dot{a} \rangle = -(\dot{\mu}/\mu)a$ and $\langle \dot{e} \rangle = 0$ and that the true orbit is expanding, although in a different way with respect to eq. (2) as depicted by Figure 7 in which the magnitude of the mass-loss has been

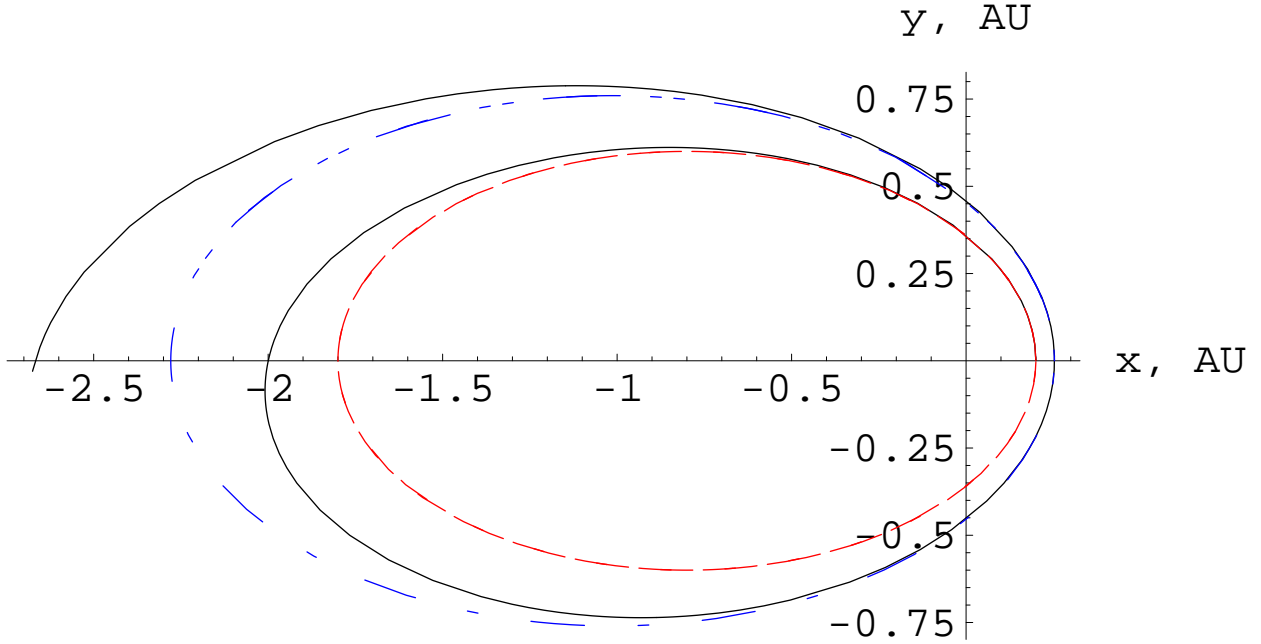


Fig. 7.— Black continuous line: true trajectory obtained by numerically integrating the perturbed equations of motion in Cartesian coordinates over 2 yr ; the disturbing acceleration of eq. (59) has been used. The planet starts from the perihelion on the x axis. Just for illustrative purposes, a mass loss rate of the order of 10^{-1} yr^{-1} has been adopted for the Sun; for the planet initial conditions corresponding to $a = 1 \text{ AU}$, $e = 0.8$ have been chosen. Red dashed line: unperturbed Keplerian ellipse at $t = t_0 = t_p$. Blue dash-dotted line: osculating Keplerian ellipse after the first perihelion passage. As can be noted, its semimajor axis is larger than that of the initial unperturbed ellipse, while the eccentricity remains constant. Note also that after 2 yr the planet has not yet reached the perihelion as it would have done in absence of mass loss.

exaggerated for better showing its orbital effects. However, it must be noted that a term like eq. (59) is inadmissible in any relativistic theory of gravitation because it violates the Lorentz invariance. Indeed, this fact is explicitly shown for general relativity by Bini et al. (2008) where the full equations of motion of a test particle in a non-stationary gravitoelectromagnetic field are worked out (see, eq. (14) of (Bini et al. 2008)). In deriving them it is admitted that, in general, $\Phi = \Phi(t, \mathbf{r})$, but no gravitoelectric terms like eq. (59) occur. Instead, eq. (2) is compatible with eq. (14) of (Bini et al. 2008).

Schröder & Smith (2008), in assuming the conservation of the angular momentum, derive the orbital expansion by means of equations valid, instead, for orbits with constant radius only, i.e. $v^2/r = \mu(t)/r^2$ and $L = vr$. Then, they assume that non only v but also r vary and put $v(t) = \sqrt{\mu(t)/r}$, which is, instead, valid for circular orbits of constant radius only, into $L = v(t)r(t) = vr$ getting $\mu(t)r(t) = \mu r$, where in our notation r and μ refers to the initial epoch t_0 . With such an approach they obtain an expanded terrestrial orbit up to about 2 times larger than ours.

Noerdlinger (2008), following Jeans (1961) and Kevorkian & Cole (1996), assumes for the variation of a quantity identified by him with the semimajor axis the following expression

$$a(t)\mu(t) = a\mu : \quad (60)$$

thus, his semimajor axis gets larger. Note that such an equation is the same obtained by Schröder & Smith (2008). By assuming a variation of μ linear in time eq. (60) would yield an increase of a according to

$$\dot{a} = - \left(\frac{\dot{\mu}}{\mu} \right) a > 0; \quad (61)$$

cfr. with our eq. (9). As a consequence of the constancy of $L^2 = \mu(t)a(t)[1 - e(t)^2]$ and of eq. (60) he obtains that the eccentricity remains constant, i.e.

$$\dot{e} = 0; \quad (62)$$

cfr. with our eq. (12). Moreover, another consequence of eq. (60) obtained by Noerdlinger (2008) is that the Keplerian period increases as

$$\frac{P^{\text{Kep}}(t)}{P^{\text{Kep}}} = \left[\frac{\mu}{\mu(t)} \right]^2; \quad (63)$$

cfr. with our eq. (21). Should the quantities dealt with by Noerdlinger are to be identified with the usual osculating Keplerian elements, his results would be incompatible with the real dynamics of a test particle in the field of a linearly mass-losing body, as we have shown. The quantity obtained by us which exhibits the closest resemblance with eq. (61) seems to be the secular variation of $\Delta r(2\pi)$ for $e = 0$. Apart from matters of interpretation, the quantitative results are different. Indeed, we obtain for the Earth a secular variation of the semimajor axis of $-2 \times 10^{-4} \text{ m yr}^{-1}$ and a shift in the radial position along the fixed line of the apsides of $+1.3 \times 10^{-2} \text{ m yr}^{-1}$, while Noerdlinger (2008) gets a secular rate of his semimajor axis, identified with the Astronomical Unit, of about $+1 \times 10^{-2} \text{ m yr}^{-1}$. Note that Noerdlinger uses for the Sun $\dot{M}/M = 9 \times 10^{-14} \text{ yr}^{-1}$ as in the present work.

Krasinsky & Brumberg (2004) deal, among other things, with the problem of a mass-losing Sun in the framework of the observed secular increase of the Astronomical Unit for which, starting with an equation of motion like eq. (2), they obtain an equation like eq. (61). A mass-loss rate of $3 \times 10^{-14} \text{ yr}^{-1}$, considered somewhat underestimated by Noerdlinger (Noerdlinger 2008), yields an increase of the Astronomical Unit of $3 \times 10^{-3} \text{ m yr}^{-1}$. With such a value for $\dot{\mu}/\mu$ we would obtain a decrease of the semimajor axis of $-7 \times 10^{-5} \text{ m yr}^{-1}$ and an increase in r of $+4 \times 10^{-3} \text{ m yr}^{-1}$.

Concerning the observationally determined increase of the Astronomical Unit, more recent estimates from processing of huge planetary data sets by Pitjeva point towards a rate of the order of $10^{-2} \text{ m yr}^{-1}$ (Pitjeva 2005, 2008). It may be noted that our result for the secular variation of the terrestrial radial position on the line of the apsides would agree with such a figure by either assuming a mass loss by the Sun of just $-9 \times 10^{-14} \text{ yr}^{-1}$

or a decrease of the Newtonian gravitational constant $\dot{G}/G \approx -1 \times 10^{-13} \text{ yr}^{-1}$. Such a value for the temporal variation of G is in agreement with recent upper limits from Lunar Laser Ranging (Müller & Biskupek 2007) $\dot{G}/G = (2 \pm 7) \times 10^{-13} \text{ yr}^{-1}$. This possibility is envisaged by Williams et al. (2007) which use $\dot{a}/a = -\dot{G}/G$ by speaking about a small radial drift of $-(6 \pm 13) \times 10^{-2} \text{ m yr}^{-1}$ in an orbit at 1 AU.

5. Conclusions

We started in the framework of the two-body Newtonian dynamics by using a radial perturbing acceleration linear in time and straightforwardly treated it with the standard Gaussian scheme. We found that the semimajor axis a , the eccentricity e and the mean anomaly \mathcal{M} secularly decrease while the argument of pericentre ω remains unchanged; the longitude of the ascending node Ω and the inclination i are not affected by the phenomenon considered. The radial distance from the central body, taken on the fixed line of the apsides, experiences a secular increase Δr . For the Earth such an effect amounts to about 1.3 cm yr^{-1} . By numerically integrating the equations of motion in Cartesian coordinates we found that the real orbital path expands after every revolution, the line of the apsides does not change and the apsidal period is larger than the unperturbed Keplerian one. We have also clarified that such results are not in contrast with those analytically obtained for the Keplerian orbital elements which, indeed, refer to the osculating ellipses approximating the true trajectory at each instant.

We also computed the orbital effects of a secular variation of the Sun’s mass in the framework of the general relativistic linearized gravitoelectromagnetism which predicts a perturbing gravitoelectric tangential force proportional to \mathbf{v}/r . We found that both the semimajor axis and the eccentricity secularly increase; the other Keplerian elements remain constant. Such effects are completely negligible in the present and future evolution of the

Solar System.

We applied our results to the evolution of the Sun-Earth system in the distant future with particular care to the phase in which the Sun, moved to the RGB of the HR, will expand up to 1.20 AU in order to see if the Earth will avoid to be engulfed by the expanded solar photosphere. Our answer is negative because, even considering a small acceleration in the process of the solar mass-loss, it turns out that at the end of such a dramatic phase lasting about 1 – 1.5 Myr the perihelion distance will have increased by only $\Delta r \approx 0.29$ AU, contrary to the estimates by Schröder & Smith (2008) who argue an increment of about 0.37 – 0.63 AU. In the case of a circular orbit, the osculating semimajor axis remains unchanged, as confirmed by a numerical integration of the equations of motion which also shows that the true orbital period increases and is larger than the unperturbed Keplerian one which remains fixed. Concerning the other planets, while Mercury will be completely engulfed already at the end of the MS, Venus might survive; however, it should not escape from its fate in the initial phase of the RGB in which the outer planets will experience increases in the size of their orbits of the order of 10 – 1000 AU.

As a suggestion to other researchers, it would be very important to complement our analytical two-body calculation by performing simultaneous long-term numerical integrations of the equations of motion of all the major bodies of the Solar System by including a mass-loss term in the dynamical force models as well to see if the N-body interactions in presence of such an effect may substantially change the picture outlined here. It would be important especially in the RGB phase in which the number of planets should be reduced by two.

REFERENCES

- Armellini, G.: *The Observatory* **58**, 158 (1935)
- Beech, M.: *Astrophys. Space Sci.* **132**, 269 (1987)
- Bini, D., Cherubini, C., Chicone, C., Mashhoon, B.: *Class. Quantum Grav.*, at press, arXiv:0803.0390v1 [gr-qc] (2008)
- Casotto, S.: *Celest. Mech. Dyn. Astron.* **55**, 209 (1993)
- Deprit, A.: *Celest. Mech. Dyn. Astron.* **31**, 1 (1983)
- Hadjidemetriou, J.D.: *Icarus* **2**, 440 (1963)
- Hadjidemetriou, J.D.: *Icarus* **5**, 34 (1966)
- Iorio, L.: *Int. J. Mod. Phys. D* **11**, 781 (2002)
- Jeans, J.H.: *Mon. Not. Roy. Astron. Soc.* **85**, 2 (1924)
- Jeans, J.H.: *Astronomy and Cosmogony*. Dover, New York (1961)
- Jin, W., Imants, P., Perryman, M., eds: *A Giant Step: from Milli- to Micro-arcsecond Astrometry*. Proceedings of the IAU Symposium 248, 2007. Cambridge University Press, Cambridge (2008)
- Kevorkian, J., Cole, J.D.: *Multiple Scale and Singular Perturbation Methods*. Springer, New York & Berlin (1966)
- Kholshevnikov, K.V., Kuznetsov, E.D.: *Sol. Syst. Res.* **41**, 265 (2007)
- Klioner, S.A.: *Astron. Astrophys.* **478**, 951 (2008)
- Krasinsky, G.A., Brumberg, V.A.: *Celest. Mech. Dyn. Astron.* **90**, 267 (2004)

- Laskar, J.: *Icarus* **196**, 1 (2008)
- Laskar, J., et al.: *Astron. Astrophys.* **428**, 261 (2004)
- Mashhoon, B.: in Pascual-Sánchez, J.-F., Floría, L., San Miguel, A., Vicente, F., eds, *Reference Frames and Gravitomagnetism*. World Scientific, Singapore (2001) pp. 121-132
- Mashhoon, B.: in Iorio, L., ed, *Measuring Gravitomagnetism: A Challenging Enterprise*. NOVA, Hauppauge (2007) pp. 29-39
- Noerdlinger, P.D.: arXiv:0801.3807v1 [astro-ph] (2008)
- Oskay, W.H., et al.: *Phys. Rev. Lett.* **97**, 020801 (2006)
- Pitjeva, E.V.: 2005, cited by Standish, E.M., in Kurtz, D.W. ed, *Transits of Venus: New Views of the Solar System and Galaxy*. Proceedings IAU Colloquium 196, 2004, Cambridge University Press, Cambridge, p. 177
- Pitjeva, E.V.: personal communication to P. Noerdlinger (2008)
- Roy, A.E.: *Orbital motion*. Fourth edition. Institute of Physics, Bristol (2005)
- Schröder, K.P., Smith, R.C.: *Mon. Not. Roy. Astron. Soc.* **386**, 155 (2008)
- Standish, E.M.: 2005, in Kurtz, D.W., ed, *Transits of Venus: New Views of the Solar System and Galaxy*. Proceedings of the IAU Colloquium 196, 2004, Cambridge University Press, Cambridge, pp. 163-179
- Müller, J., Biskupek, L.: *Class. Quantum Grav.* **24**, 4533 (2007)
- Williams, J.G., Turyshev, S.G., Boggs, D.H.: *Phys. Rev. Lett.* **98**, 059002 (2007)
- Zahn, J.P.: *Astron. Astrophys.* **57**, 383 (1977)

