

Negative refraction in active and passive media: a discussion of various criteria

P. Kinsler* and M.W. McCall†

Blackett Laboratory, Imperial College London, Prince Consort Road, London SW7 2AZ, United Kingdom.

(Dated: October 30, 2018)

There are three widely-used conditions for characterizing negative refraction in isotropic dielectric-magnetic materials. Here we demonstrate that whilst all the different conditions are equivalent for purely passive media, they are distinct if active media are considered. Further, these criteria can also be applied to negative refraction in acoustic materials, where we might replace the dielectric permittivity ϵ with a bulk modulus κ , and the magnetic permeability μ with the mass density ρ .

Note: This is a reworded & expanded revision of [1].

I. INTRODUCTION

In 1968, Veselago[2] investigated lossless media with simultaneously negative permittivity and permeability; these are commonly referred to as negative refractive index (NRI) media. In NRI media, the phase velocity of electromagnetic-wave propagation is anti-parallel to the energy flow, and the phrase Negative Phase Velocity (NPV) propagation is sometimes used as an alternative to negative refraction (or NRI) [3]. Note also that some alternative definitions of NRI rely on the opposition of phase and group velocities; hence the use in [4] of the acronyms NPVE (NPV w.r.t. energy velocity) and NPVG (NPV w.r.t. group velocity); here we use just NPV, meaning specifically NPVE. Such materials have even been experimentally realized [5]. As might be expected in a rapidly evolving field of research, a variety of conditions [3, 6, 7] for negative refraction have been proposed in the literature. As summarized in [7], it was also shown that all the different conditions are equivalent in passive media, despite their rather different mathematical forms.

In this paper we show that the different conditions are *not* equivalent when they are extended to active media. Active media that support NPV propagation must (of course) be dispersive, and, on account of the Kramers-Kronig relations, dispersion implies loss. Therefore, by embracing active media, the limitations imposed by loss might be overcome; although Stockman [9] has claimed that there are some important restrictions – albeit restrictions valid only in the case of perfect transparency at the observation frequency¹.

Although the discussion below is applied explicitly only to electromagnetic materials, and considers the material parameters to be permittivity ϵ and permeability μ ; we might also apply it to acoustic materials – notably a pressure acoustics model (see e.g. [8]) by substituting ϵ , μ with bulk modulus κ and mass density ρ

In isotropic media where magneto-electric effects are absent, gain arises from the response to the electric or magnetic

fields: i.e. from the permittivity, $\epsilon = \epsilon_r + i\epsilon_i$, or the permeability, $\mu = \mu_r + i\mu_i$, respectively. Situations where both, or either of these occur must be distinguished. In this paper, if both ϵ and μ are active, we denote that a *doubly active* medium. Next, if neither ϵ or μ have negative imaginary parts (i.e. both are passive), we denote that a *doubly passive* (or just passive) medium. If ϵ is active but not μ , or not ϵ passive but μ active, we denote that a *singly active* medium.

The properties of ϵ and μ relevant to our discussion are simply their complex phases, i.e. $\phi_\epsilon = \text{Arg}(\epsilon)$ and $\phi_\mu = \text{Arg}(\mu)$. Both phases span the range $\phi_\epsilon, \phi_\mu \in (-\pi, \pi]$. The regions where ϵ, μ are active and passive regions depend on the ϕ_ϵ and ϕ_μ axes, however the NPV criteria favour the use of the sums and differences,

$$\phi_+ = \phi_\epsilon + \phi_\mu, \quad (1)$$

$$\phi_- = \phi_\epsilon - \phi_\mu, \quad (2)$$

and $\phi_\pm \in (-2\pi, 2\pi]$. For clarity, we include both types of axes on all the figure herein; but first see fig. 1, which identifies out the different regions (i.e. the doubly passive, the two distinct singly active, and the doubly active region).

II. COMPARISON OF CONDITIONS FOR NPV

Depine and Lakhtakia [7] derived the most general condition for NPV propagation. This requires that $\vec{P} \cdot \vec{k} < 0$, with Poynting vector \vec{P} and wavevector \vec{k} . The definition can also be extended to embrace moving media, where \vec{P} is replaced by the electromagnetic energy momentum tensor[10].

Taken from Depine and Lakhtakia [7] eqn. (12), we see that NPV propagation occurs provided

$$\epsilon_r |\mu| + \mu_r |\epsilon| < 0. \quad (3)$$

In terms of our ϕ_\pm , the condition can be written as

$$\cos \frac{\phi_+}{2} \cos \frac{\phi_-}{2} < 0. \quad (4)$$

This condition, as noted by Skaar [11, 12], is in fact valid beyond the regime of passive media (although that was not so claimed in [7]).² Skaar, however, also noted that stability

*Electronic address: Dr.Paul.Kinsler@physics.org

†Electronic address: m.mccall@imperial.ac.uk

¹ This constraint, and its applicability, were recently relaxed in [4]

² Subsequently arXiv:0812.0171 has pointed out that this condition fails

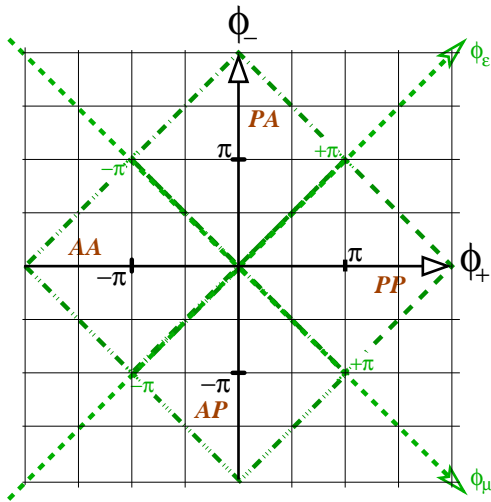


FIG. 1: The complex phases (ϕ_ϵ and ϕ_μ) of ϵ and μ . The vertical and horizontal axes (black) are sum (ϕ_+) and difference (ϕ_-) axes; the diagonal axes (green) are for ϕ_ϵ and ϕ_μ . The central diamond-shaped area (defined simply by the ranges of ϕ_ϵ and ϕ_μ), is divided into doubly passive causal media (dashed box “PP”), passive- ϵ active- μ (dash-dotted “PA”), doubly active (dash-dot-dotted “AA”), and active- ϵ passive- μ (dash-dot-dot-dotted “AP”).

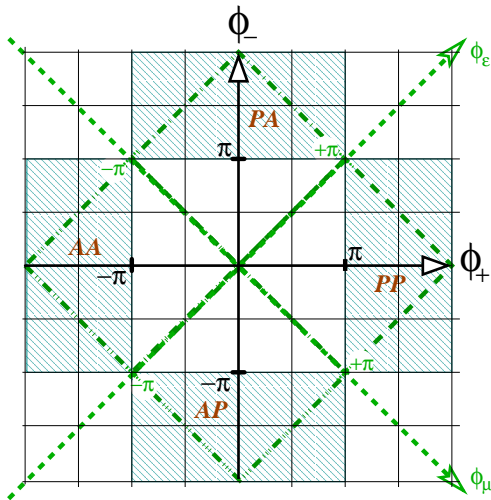


FIG. 2: The region where Depine and Lakhtakia’s condition $\epsilon_r |\mu| + \mu_r |\epsilon| < 0$, is satisfied. The axes and labeled regions are explained in fig. 1.

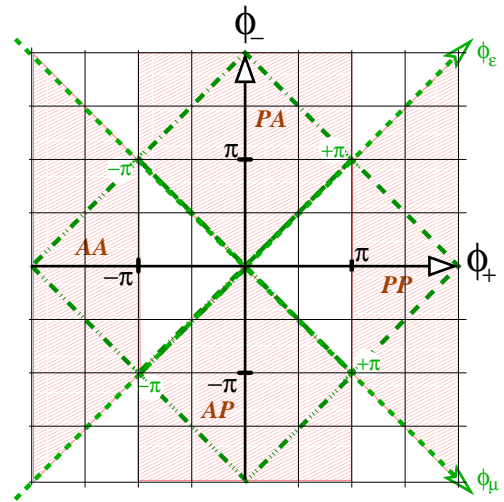


FIG. 3: The region where McCall *et al.*’s condition $[|\epsilon| - \epsilon_r][|\mu| - \mu_r] > \epsilon_i \mu_i$, is satisfied. The axes and labeled regions are explained in fig. 1.

requirements mean that that the product $\epsilon\mu$ has no odd-order zeros in the upper half-plane.

The regions for which ϕ_ϵ and ϕ_μ satisfy the condition is shown in fig. 2. The symmetry of those regions demonstrate that it is the relationship between ϕ_ϵ and ϕ_μ that is important, rather than specific values. However, the particular phases do become more important if we consider the case of purely passive media.

An alternative for NPV propagation has been given by McCall *et al.* [3] (their eqn. (12)), as

$$[|\epsilon| - \epsilon_r][|\mu| - \mu_r] > \epsilon_i \mu_i. \quad (5)$$

Using ϕ_ϵ and ϕ_μ , this condition becomes

$$\cos \frac{\phi_\epsilon + \phi_\mu}{2} \sin \frac{\phi_\epsilon}{2} \sin \frac{\phi_\mu}{2} < 0. \quad (6)$$

Depine and Lakhtakia [7] have showed that for passive media eqn. (3) is equivalent to McCall *et al.*’s eqn. (5). Further, the equivalence also holds for for doubly active media (i.e. for $\epsilon_i \mu_i > 0$), but eqns. (3) and (5) are not equivalent in the singly active cases. Fig. 3 depicts the region in which $\epsilon_i \mu_i > 0$ holds; of course it is only valid to the left and right hand sides of the origin; those being the doubly active (AA) and doubly passive regions (PP). In those regions figs. 2 and 3 agree, as expected. The reason why the RHS of eqn. (5) is not useful for singly active media is easily seen – there either ϵ_i or μ_i will be negative, whilst the LHS is always positive.

Another commonly used condition is one that applies solely to the imaginary part of n^2 ; i.e. $\text{Im}(n^2) < 0$. This condition has been attributed to R. Ruppin [6], but it is worth noting that Klar *et al.* [13] also provide support for it using the work

condition is debatable.

for one counter-example involving active media producing a negative refractive index. To clarify, our remark here is based solely on the fact that the Depine and Lakhtakia (DL) derivation did not restrict the signs of the real or imaginary parts of ϵ, μ in any way. The basis of the claims in arXiv:0812.0171 are as follows: Chen *et al.* 2005 (CFW) propose an active medium with a negative refractive index, which (as arXiv:0812.0171 points out) violates the DL condition. However, the CFW medium is *right handed* – but DL’s derivation addresses the NPV case of a *left handed* medium. Thus whether the CFW medium can be used a counter-example to the DL

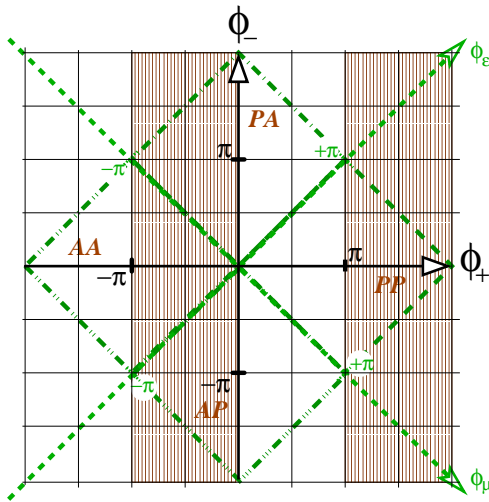


FIG. 4: The region where Ruppin's condition $\varepsilon_r \mu_i + \varepsilon_i \mu_r < 0$, is satisfied. The axes and labeled regions are explained in fig. 1.

of Ziolkowski and Heyman [14]: Klar *et al.*'s eqn. (3) generates the condition when the real and imaginary parts of n have opposite signs. The condition is

$$\varepsilon_r \mu_i + \varepsilon_i \mu_r < 0, \quad (7)$$

or equivalently

$$\sin \phi_+ < 0. \quad (8)$$

Further, $\text{Im}(n^2) < 0$ was also used recently by Stockman [9] as part of a more complicated integral-based condition for negative refraction. On fig. 4 we show the region in which this condition holds, but note that it only applies to passive media[11]; indeed, the only agreement with fig. 2, is in the passive (PP) region.

III. CONCLUSION

We have compared the regions under which three commonly used conditions for NRI are satisfied, and so gained a clearer picture of their regimes of validity. The general condition derived by Depine and Lakhtakia [7] has given us a basis on which to identify the parameter ranges for which NPV propagation occurs for doubly (AA) and singly (PA and AP) active media. Our graphical comparison with the other conditions present in the literature emphasizes that they are valid only in the purely passive (PP) case. The conditions and regimes of gain and/or loss that have been discussed can also be applied to an acoustic model based on bulk modulus and mass density parameters.

Acknowledgments

The authors acknowledge financial support from the Engineering and Physical Sciences Research Council (EP/E031463/1).

-
- [1] P. Kinsler and M. W. McCall, *Microwave Opt. Tech. Lett.* **50**, 1804 (2008), doi:10.1002/mop.23489.
- [2] V. G. Veselago, *Sov. Phys. Usp.* **10**, 509 (1968), doi:10.1070/PU1968v010n04ABEH003699.
- [3] M. McCall, A. Lakhtakia, and W. S. Weiglhofer, *Eur. J. Phys.* **23**, 353-359 (2002), doi:10.1088/0143-0807/23/3/314.
- [4] P. Kinsler and M. W. McCall, *Phys. Rev. Lett.* **101**, 167401 (2008), doi:10.1103/PhysRevLett.101.167401, arXiv:0812.1521.
- [5] R. A. Shelby, D. R. Smith, and S. Schultz, *Science* **292**, 77 (2001), doi:10.1126/science.1058847.
- [6] R. Ruppin, see ref. [21] in [15]; as specialized from [3].
- [7] R. A. Depine and A. Lakhtakia, *Microwave Opt. Tech. Lett.* **41**, 315 (2004), doi:10.1002/mop.20127.
- [8] P. Kinsler and M. W. McCall, *Phys. Rev. A* **89**, 063818 (2014), doi:10.1103/PhysRevA.89.063818, arXiv:1311.2287.
- [9] M. I. Stockman, *Phys. Rev. Lett.* **98**, 177404 (2007), doi:10.1103/PhysRevLett.98.177404.
- [10] M. W. McCall, *Metamaterials* **2**, 92 (2008), doi:10.1016/j.metmat.2008.05.001.
- [11] J. Skaar, *Opt. Lett.* **31**, 3372 (2006), doi:10.1364/OL.31.003372.
- [12] J. Skaar, *Phys. Rev. E* **73**, 026605 (2006), doi:10.1103/PhysRevE.73.026605.
- [13] T. A. Klar, A. V. Kildishev, V. P. Drachev, and V. M. Shalaev, *IEEE J. Selected Topics in Quantum Electronics* **12**, 1106 (2006), doi:10.1109/JSTQE.2006.880597.
- [14] R. W. Ziolkowski and E. Heyman, *Phys. Rev. E* **64**, 056625 (2001), doi:10.1103/PhysRevE.64.056625.
- [15] A. Lakhtakia, M. W. McCall, and W. S. Weiglhofer, in *Introduction to complex mediums for electromagnetics and optics*, edited by W. S. Weiglhofer and A. Lakhtakia (SPIE Press, Bellingham, WA, 2003).