

Performance of LDPC Codes Under Faulty Iterative Decoding

Lav R. Varshney, *Graduate Student Member, IEEE*

Abstract

In communication theory, it is traditionally assumed that decoding algorithms perform without fault. Noise, however, provides a fundamental limit to computation systems just as it does to communication systems. In this work, the goal is to determine limits in processing noisy signals with noisy circuits. In particular, the effect of noise on standard iterative decoders for low-density parity-check codes is investigated. The concentration of the performance of the decoder around its average performance continues to hold when noise is introduced into message-passing and local computation. Given this concentration result, density evolution equations for simple faulty iterative decoders are derived. In one model, computation of nonlinear estimation thresholds shows that performance degrades smoothly as decoder noise increases, however arbitrarily small probability of error is not achievable. In another model, probability of error may be driven to zero with the decoding threshold again decreasing smoothly with decoder noise. Iterative decoding is robust to noise in the decoder. An achievability result for reliable memory systems constructed from unreliable components is given. Comments on system optimization are also provided.

Index Terms

low-density parity-check codes, communication system fault tolerance, density evolution, decoding, memories

Manuscript prepared May 2008. This work was supported in part by a National Science Foundation Graduate Research Fellowship and was performed in part when the author was with l'École Polytechnique Fédérale de Lausanne. The material in this paper was presented in part at the Information Theory Workshop, Lake Tahoe, CA, September 2007.

L. R. Varshney is with the Department of Electrical Engineering and Computer Science, the Laboratory for Information and Decision Systems, and the Research Laboratory of Electronics, Massachusetts Institute of Technology, Cambridge, MA, 02139 USA (e-mail: lrv@mit.edu).

I. INTRODUCTION

The basic problem in channel coding is the design of an encoder-decoder pair that allows reliable communication over noisy channels at information rates close to the capacity promised by Shannon's noisy channel coding theorem [1]. In running the gauntlet towards channel capacity, decoding complexity has always provided practical obstacles [2], [3]. Random codes achieve capacity, but require decoding complexity that is exponential in blocklength [1]. A restriction to random linear codes reduces decoding complexity, yet still allows capacity to be achieved [4], [5]. Convolutional codes further reduce decoder complexity, but are not able to achieve capacity [6], [7]. Low-density parity-check (LDPC) and related modern codes have emerged as a class of codes that have performance at [8] or near the Shannon limit [9]–[12] and yet are sufficiently structured as to have implementable decoders [13]–[15].

Besides decoder complexity, however, decoder reliability may also provide limits to practical channel coding.¹ In Shannon's schematic diagram of a general communication system [1, Fig. 1] and in the traditional information and communication theories that have developed within the confines of that diagram, noise is localized in the communication channel. It is assumed that the decoder operates without error. Given the possibility of faulty computation on increasingly unreliable hardware [17]–[19], it seems disingenuous to assume that there is no noise in the decoder. In fact Hamming's original development of parity check codes was motivated by applications in computing rather than in communication [20].

Although complicated MAP decoding [21], [22] and its relaxations [23], [24] may be used to decode LDPC codes, the most common class of decoders are based on iterative message-passing. When the code is represented as a factor graph, algorithm computations occur at nodes and algorithm communication is carried out over edges. The correspondence between the factor graph and the algorithm is not just a tool for exposition but also the way many decoding circuits are implemented [13]–[15]. In traditional analysis of decoding performance, it has been assumed that these iterative algorithms work without error. In belief propagation decoding, messages are continuous-valued or take values in a function space and so some quantization or noise must be incurred when representing them [13]. Even for decoding algorithms with finite alphabet messages, the shrinking physical dimensions and desired low power consumption of modern digital computation systems will reduce the signal to noise ratio and perfect message-passing will not hold [14], [25], [26]. There will be transient message and computation errors. Loeliger et al. have observed that decoders are robust to nonidealities and noise in physical implementations, however

¹One may also consider the effect of encoder complexity [16], however encoder noise need not be explicitly considered, since it may simply be incorporated into channel noise, using an argument suggested by Fig. 2.

they noted that “the quantitative analysis of these effects is a challenging theoretical problem.” In this work, steps are taken to address this challenge by mathematically characterizing robustness to decoder noise. Regarding the decoder as a noisy computation device, it is determined whether communication systems with noisy decoders are able to achieve good performance. The results may provide guidelines for power control in decoder circuits [27]–[32].

Notice that the focus is on computation noise manifested as message errors or as transient node computation errors, which is the basic Von Neumann model of faulty circuits [33]. Permanent faults [34], [35] or errors in circuit interconnection [36], [37] are not considered, though these may also be rather limiting. In particular, such permanent faults that arise from manufacturing defects may be interpreted as either changing the graphical model that is used for decoding or as introducing new potentials into the graphical model. Thus the code used by the encoder and the code used by the decoder become desynchronized.²

In empirical characterizations of decoders, it has been found that the probability of error performance of decoding algorithms does not change much when messages are quantized at high rate [9]. Even algorithms that are low-rate quantized versions of belief propagation show little degradation in performance [11], [39], [40]. In [41], an alternative equivalent algorithm to belief propagation is proposed and shown to have less sensitivity to quantization. Other work has looked at optimizing quantization and analyzing performance change due to quantization [42]–[44]. Note, however, that there is a significant difference between suboptimal quantized decoders that are fault-free and decoders that make random errors, reminiscent of control systems where finite-capacity noiseless channels perform rather differently than noisy channels with the same capacity [45]. Seemingly the only previous work on message-passing algorithms with random errors is [46], which deals with problems in distributed inference. Of course if the graphical model of the code and the graph of noisy communication links in a distributed system coincide, then the distributed inference problem and the decoding problem also coincide.

Since the birth of LDPC codes, several performance analysis tools have arisen. Modern computers have been used for simulation [47], expander graph arguments have been introduced [48], [49], EXIT charts have been drawn [50], [51], and the method of density evolution has been developed [11], [52], [53]. In this work, the density evolution method of analysis is shown to be applicable to faulty decoders. The asymptotic characterizations originally developed by Richardson and Urbanke for noiseless decoders [11] are generalized to cover noise in decoding. This tool allows the performance analysis problem to

²The information theoretic problem of mismatch capacity [38] is not closely related.

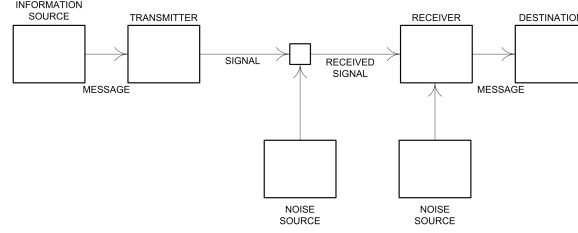


Fig. 1. Schematic diagram of an information system that processes unreliable signals with unreliable circuits.

be reduced to the study of a dynamical system described by a density evolution equation. Expander graph arguments have also been extended to the case of noisy decoding in a paper, [54], that appeared concurrently with the first presentation of this work [55]. The development in that paper was in the context of bounding the reliable information storage capacity of memories designed from unreliable components (originally studied in [56], [57] and revisited in Section V).

Information and communication theory have provided limits for the processing of unreliable signals with reliable circuits [1], [9], [11] and fault-tolerant computing theory has provided limits for processing reliable signals (inputs) with unreliable circuits [33], [36], [58]–[61]. This work can be seen as a step in the larger program of determining the fundamental limits in processing unreliable signals with unreliable circuits, illustrated schematically in Fig. 1. Since a particular decoding paradigm is examined, conclusive results on this overarching question are not provided and decoder design from noisy components is not optimized.³ However, two examples that show disparate performance are given. In one example, communication with arbitrarily small probability of error may be carried out whereas in the other, probability of error may not be reduced below a small constant commensurate with the decoder noise level.

Richardson and Urbanke have noted that the fields of information theory, coding, and modern communication theory have splintered since their origin in a single paper, but that the factor graph approach allows them to be rejoined [65, p. vi]. The origin of fault-tolerant computing can also be traced to the same source [66]–[68]; studying faulty iterative decoding of codes on graphs may allow fault-tolerant computing to be rejoined as well.

The remainder of the paper is organized as follows. In Section II, a formal problem statement is given and the concentration results that allow density evolution are shown to apply to noisy decoders just as

³Randomized algorithms [62] and stochastic computation [63] (used for decoding in [64]) make use of randomness to increase functionality, but the randomness is deployed in a controlled manner.

they do to noiseless decoders. In the next section, a noisy decoder system for decoding the output of a binary symmetric channel is analyzed in detail. The decoder is a noisy version of the Gallager A decoder. For a given decoder noise level, the channel noise level for which the probability of error can be driven to a small value is computed; this value degrades smoothly as a function of decoder noisiness. In Section IV, a noisy decoder for AWGN channels is analyzed. Here, the probability of error may in fact be driven to zero. The decoding threshold degrades smoothly as a function of decoder noise. Section V uses a slight modification of the results of Section III to precisely characterize the information storage capacity of a memory built from unreliable components. Section VI discusses system optimization and Section VII closes.

II. TOOLS FOR PERFORMANCE ANALYSIS

Considering the great successes achieved by analyzing the noiseless decoder performance of ensembles of codes [11], [52] rather than of particular codes [9], the same program is pursued for noisy decoders. A main contribution of this work is to extend the methods of analysis promulgated in [11] to the case of decoders with random noise that perturb messages and local node computations. First it is shown that under certain symmetry conditions, the probability of error does not depend on which codeword is transmitted. Second a concentration result is shown that states that the individual performances of codes in the ensemble is, with high probability, the same as the average performance of the ensemble. Finally it is shown that this average behavior converges to the behavior of a code defined on a cycle-free graph. The problem then reduces to the analysis of average performance on an infinite tree. Noisy circuits in which the interconnection pattern are trees have been called formulas [69], [70], and so the concentration inequalities reduce the problem from analyzing general noisy circuits to analyzing a noisy formula.

For brevity, a restriction to regular LDPC codes is made in this section, however the results can easily be generalized to irregular LDPC codes. In particular, node degrees may be replaced by maximum node degrees and the proofs usually stand *mutatis mutandis*. Similarly, a restriction to binary LDPC codes is made; generalizations to non-binary alphabets also follow easily, as in [71].

A. General Description and Notation

Consider the standard ensemble of $(1, r)$ -regular LDPC codes of length n , $\mathcal{C}^n(1, r)$, defined by a uniform measure on the set of labeled bipartite graphs with variable node degree 1 and check node degree r [65]. There are n variable nodes corresponding to the codeword letters and $n1/r$ check nodes corresponding to the parity check constraints. The design rate of the code is $1 - 1/r$, though the actual

rate might be higher since not all checks may be independent; the true rate converges to the design rate for large n [65, Lemma 3.22]. One may also consider irregular codes, $\mathcal{C}^n(\lambda, \rho)$ characterized by the degree distribution pair $(\lambda(x), \rho(x))$, where $\lambda(x)$ and $\rho(x)$ are functions of the form $\lambda(x) = \sum_{i=2}^{\infty} \lambda_i x^{i-1}$ and $\rho(x) = \sum_{i=2}^{\infty} \rho_i x^{i-1}$. The design rate is $1 - \int_0^1 \rho(x) dx / \int_0^1 \lambda(x) dx$.

In a communication system, Fig. 1, a codeword is selected by the transmitter and is sent through the noisy channel. Channel input and output letters are denoted $X \in \mathcal{X}$ and $Y \in \mathcal{Y}$. Since it is assumed that binary linear codes are used, \mathcal{X} can be taken as $\{\pm 1\}$. The receiver contains a noisy message-passing decoder, which is used to process the channel output codeword. The goal of the receiver is to recover the channel input codeword with low probability of error. Throughout this work, probability of binary digit error P_e is used as the performance criterion. An alternative would be to consider block error probability, however an exact evaluation of this quantity is difficult due to the dependence between different symbols of a codeword, even if the binary digit error probability is the same for all symbols in the codeword [72].

Within the message-passing decoder, at time $\ell = 0$, each variable node has a realization of Y , r_i . A message-passing decoder exchanges messages between nodes along edges. First each variable node sends a message to a neighboring check node through a message channel. Generically, we refer to sent messages as ν , message channel noise realizations as w , and received messages as μ : assume without loss of generality that $\nu, \mu \in \mathcal{M}$. Each check node processes received messages and sends back a message to each neighboring variable node through a message channel. The processing may be stochastic and the randomness is generically denoted by an input random variable $U \in \mathcal{U}$. The ν , μ , and w notation is reused for signaling back. Each variable node now processes the messages it receives and its r_i to produce new messages. The new messages are produced through stochastic processing, where the noise input is also generically denoted $U \in \mathcal{U}$. This continues iteratively. Only extrinsic information is used in node computations. Denote the variable node computation as $\Psi^{(\ell)} : \mathcal{Y} \times \mathcal{M}^{1-1} \times \mathcal{U} \mapsto \mathcal{M}$ and the check node computation as $\Phi^{(\ell)} : \mathcal{M}^{r-1} \times \mathcal{U} \mapsto \mathcal{M}$. These functions may be noisy as indicated by an input from the noise alphabet \mathcal{U} . Message passing induces directed decoding neighborhoods, which involve nodes that have communicated with one another.

B. Restriction to All-One Codeword

If certain symmetry conditions are satisfied by the system, then the probability of error is conditionally independent of the codeword that is sent. Throughout this section, it is assumed that messages are in log-likelihood format, where the sign of the message indicates the bit estimate and the magnitude may indicate the level of confidence, though it is not obvious that this is the best format for messages under

noisy message-passing [65, Appendix B.1]. Several symmetry conditions may be defined:

Definition 1 (Channel Symmetry): The channel is binary-input symmetric if it satisfies

$$p(Y_t = r | X_t = 1) = p(Y_t = -r | X_t = -1)$$

for all channel usages $t = 1, \dots, n$.

Definition 2 (Check Node Symmetry): The check node message map is symmetric if it satisfies

$$\Phi^{(\ell)}(b_1\mu_1, \dots, b_{r-1}\mu_{r-1}, b_r u) = \Phi^{(\ell)}(\mu_1, \dots, \mu_{r-1}, u) \left(\prod_{i=1}^r b_i \right)$$

for any ± 1 sequence (b_1, \dots, b_r) . That is to say, the signs of the messages and the noise factor out of the map.

Definition 3 (Variable Node Symmetry): The variable node message map is symmetric if it satisfies

$$\Psi^{(0)}(-\mu_0, -u) = -\Psi^{(0)}(\mu_0, u),$$

and

$$\Psi^{(\ell)}(-\mu_0, -\mu_1, \dots, -\mu_{l-1}, -u) = -\Psi^{(\ell)}(\mu_0, \mu_1, \dots, \mu_{l-1}, u),$$

for $\ell \geq 1$. That is to say, the initial message from the variable node only depends on the received value and internal noise and there is sign inversion invariance for all messages.

Definition 4 (Message Channel Symmetry): For messages in log-likelihood format, the message channel is symmetric if

$$p(\mu = m' | \nu = m) = p(\mu = -m' | \nu = -m),$$

where μ is any message received at a node when the message sent from the opposite node is ν .

Theorem 1 (Conditional Independence of Error): For a given binary linear code and a given noisy message-passing algorithm, let $P_e^{(\ell)}(\mathbf{x})$ denote the conditional probability of error after the ℓ th decoding iteration, assuming that codeword \mathbf{x} was sent. If the channel and the decoder satisfy symmetry conditions given in Definitions 1–4, then $P_e^{(\ell)}(\mathbf{x})$ does not depend on \mathbf{x} .

Proof: Minor modification of [11, Lemma 1] or [65, Lemma 4.92]. Channel symmetry, check node symmetry, and variable node symmetry are used in the same manner. The requirement of message channel symmetry implies that the message passing errors affect the likelihoods in the same way for messages derived from any \mathbf{x} . In particular, symmetric message errors may be incorporated into the node computation invariances. ■

In the sequel it is assumed that the system satisfies the symmetry conditions. Since probability of error is independent of the codeword and since all LDPC codes have the all-one codeword in the codebook,

assume without loss of generality that this codeword is sent. This removes the randomness associated with source message selection.

C. Concentration around Ensemble Average

The next simplification follows by seeing that the average performance of the ensemble of codes rather than the performance of a particular code may be studied, since all codes in the ensemble perform similarly. The performances of almost all LDPC codes closely match the average performance of the ensemble from which they are drawn. The average is over the instance of the code, the realization of the channel noise, and the realization of the two forms of decoder noise. To simplify notation, assume that the number of decoder iterations is fixed at some finite ℓ . Let Z be the number of incorrect values held among all $1n$ variable nodes at the end of the ℓ th iteration (for a particular code, channel noise realization, and decoder noise realization) and let $E[Z]$ be the expected value of Z . The method of proof is based on constructing a martingale for all of these random elements and then using the Hoeffding-Azuma inequality. Prior to stating the theorem, some definitions and the inequality are given.

Recall that a σ -field (Ω, \mathcal{F}) consists of a probability space Ω and a σ -algebra \mathcal{F} of subsets of Ω that contains the whole space and is closed under complementation and countable unions. A random variable is a measurable function with respect to the σ -field.

Definition 5 (Filtration): Let $\{\mathcal{F}_i\}$ be a sequence of σ -algebras with respect to the same probability space Ω . These \mathcal{F}_i are said to form a filtration if $\mathcal{F}_0 \subseteq \mathcal{F}_1 \subseteq \dots$ are ordered by refinement in the sense that each subset of Ω in \mathcal{F}_i is also in \mathcal{F}_j for $i \leq j$. Also $\mathcal{F}_0 = \{\emptyset, \Omega\}$.

Definition 6 (Martingale): Let $\mathcal{F}_0 \subseteq \mathcal{F}_1 \subseteq \dots$ be a filtration on Ω and let Z_0, Z_1, \dots be a sequence of random variables on Ω such that Z_i is \mathcal{F}_i -measurable. Then Z_0, Z_1, \dots is a martingale with respect to the filtration $\mathcal{F}_0 \subseteq \mathcal{F}_1 \subseteq \dots$ if $E[Z_i | \mathcal{F}_{i-1}] = Z_{i-1}$.

A generic way to construct a martingale is the Doob's martingale.

Definition 7 (Doob's Martingale): Let $\mathcal{F}_0 \subseteq \mathcal{F}_1 \subseteq \dots$ be a filtration on Ω and let Z be a random variable on Ω . Then the sequence of random variables Z_0, Z_1, \dots such that $Z_i = E[Z | \mathcal{F}_i]$ is a Doob's martingale.

Lemma 1 (Hoeffding-Azuma Inequality): Let Z_0, Z_1, \dots be a martingale with respect to the filtration $\mathcal{F}_0 \subseteq \mathcal{F}_1 \subseteq \dots$ such that for each $i > 0$, the following bounded difference condition is satisfied

$$|Z_i - Z_{i-1}| \leq \alpha_i, \alpha_i \in [0, \infty).$$

Then for all $n > 0$ and any $\xi > 0$,

$$\Pr [|Z_n - Z_0| \geq \xi] \leq 2 \exp \left(-\frac{\xi^2}{2 \sum_{k=1}^n \alpha_k^2} \right).$$

Proof: See [73], [74], or [11]. ■

Communication system performance is judged by probability of error P_e ; if the number of incorrect values Z concentrates, then so does P_e .

Theorem 2 (Concentration Around Expected Value): There exists a positive constant $\beta = \beta(1, \mathbf{r}, \ell)$ such that for any $\epsilon > 0$,

$$\Pr [|Z - E[Z]| > n\epsilon/2] \leq 2e^{-\beta\epsilon^2 n}.$$

Proof: The basic idea of the proof is to construct a Doob's martingale about the object of interest by revealing various randomly determined aspects in a filtration-refining manner. The first set of steps is used to reveal which code was chosen from the ensemble of codes; the $n\ell$ edges in the bipartite graph are ordered in some arbitrary manner and exposed one by one. Then the n channel noise realizations are revealed. At this point the exact graph and the exact channel noise realizations encountered have been revealed. Now the decoder noise realizations must be revealed. There are n variable nodes, so the computation noise in each of them is revealed one by one. There are $n\ell$ edges over which variable-to-check communication noise is manifested. Then there are $n\ell/\mathbf{r}$ check nodes with computation noise, and finally there are $n\ell$ decoder communication noises for one iteration of the algorithm. The decoder noise realizations are revealed for each iteration. At the beginning of the revelation process, there was the average (over choice of code, channel noise realization, and decoder noise realization); after the $m = (1 + 2\ell + 1 + \ell + \ell\ell/\mathbf{r})n$ revelation steps, there is the exact system used.

Recall that Z denotes the number of incorrect values held at the end of the ℓ th iteration for a particular $(G, R, W, U) \in \Omega$, where G is a graph in the ensemble $\mathcal{C}^n(1, \mathbf{r})$, R is a particular input to the decoder, W is a particular realization of the message-passing noise, U is a particular realization of the local computation noise, and Ω is the probability space. Let $=_i$, $0 \leq i \leq m$, be a sequence of equivalence relations on Ω ordered by refinement, such that $(G', R', W', U') =_i (G'', R'', W'', U'')$ implies $(G', R', W', U') =_{i-1} (G'', R'', W'', U'')$.

Suppose random variables are exposed sequentially. First expose the $n\ell$ edges of the graph one at a time, at step $i \leq n\ell$ exposing the particular check node socket which is connected to the i th variable node socket. Next, in the following n steps, expose the received values r_i one at a time. Finally in the remaining $(2\ell + 1 + \ell/\mathbf{r})n$ steps, expose the decoder noise values u_i and w_i that were encountered in

all iterations up to iteration ℓ . Then $(G', R', W', U') =_i (G'', R'', W'', U'')$ if and only if the information revealed in the first i steps for both pairs is the same.

Now, define Z_0, Z_1, \dots, Z_m by

$$Z_i(G, R, W, U) = E [Z(G', R', W', U') | (G', R', W', U') =_i (G, R, W, U)],$$

where $Z_0 = E [Z]$ and $Z_m = Z$. By construction Z_0, Z_1, \dots, Z_m is a Doob's martingale.

To use the Hoeffding-Azuma inequality to give bounds on

$$\Pr [|Z - E [Z]| > n\epsilon/2] = \Pr [|Z_m - Z_0| > n\epsilon/2],$$

bounded difference conditions

$$|Z_{i+1}(G, R, W, U) - Z_i(G, R, W, U)| \leq \alpha_i, i = 0, \dots, m - 1$$

need to be proved for suitable constants α_i that may depend on $\mathbf{1}$, \mathbf{r} , and ℓ .

For the steps where bipartite graph edges are exposed, it was shown in [65] that

$$|Z_{i+1}(G, R, W, U) - Z_i(G, R, W, U)| \leq 8(\mathbf{1}\mathbf{r})^\ell, 0 \leq i < n\mathbf{1}.$$

It was further shown that for the steps when the channel outputs are revealed that

$$|Z_{i+1}(G, R, W, U) - Z_i(G, R, W, U)| \leq 2(\mathbf{1}\mathbf{r})^\ell, n\mathbf{1} \leq i < n(\mathbf{1} + \mathbf{1}).$$

It remains to show that the inequality is also fulfilled for the steps when a decoder noise realization is revealed. When a node noise realization u is revealed, only something whose directed neighborhood includes the node at which the noise u causes perturbations can be affected. Similarly, when an edge noise realization w is revealed, only something whose directed neighborhood includes the edge on which the noise w causes perturbations can be affected. In [11], it is shown that the size of the directed neighborhood of depth 2ℓ of the node $\dot{n}(u)$ associated with noise u is bounded as $|\mathcal{N}_{\dot{n}(u)}^{2\ell}| \leq 2(\mathbf{1}\mathbf{r})^\ell$ and similarly the size of the directed neighborhood of length 2ℓ of the edge $\vec{e}(w)$ associated with noise w is bounded as $|\mathcal{N}_{\vec{e}(w)}^{2\ell}| \leq 2(\mathbf{1}\mathbf{r})^\ell$. Since the maximum depth that can be affected by a noise perturbation is 2ℓ , a weak uniform bound for the remaining exposure steps is

$$|Z_{i+1}(G, R, W, U) - Z_i(G, R, W, U)| \leq 2(\mathbf{1}\mathbf{r})^\ell, n(\mathbf{1} + \mathbf{1})\mathbf{1} \leq i < m.$$

Since bounded difference constants α_i have been provided for all i , the theorem follows from application of the Hoeffding-Azuma inequality to the martingale.

One may compute a particular value of β to use as follows. The bounded difference sum is

$$\begin{aligned} \sum_{k=1}^m \alpha_k^2 &= 64n\mathbf{1}(\mathbf{1}\mathbf{r})^{2\ell} + 4n(\mathbf{1}\mathbf{r})^{2\ell} + 4[2\ell\mathbf{1}n + n\ell + n\ell\mathbf{1}/\mathbf{r}](\mathbf{1}\mathbf{r})^{2\ell} \\ &= n \left\{ 64\mathbf{1} + 4 + 8\mathbf{1}\ell + \ell + \frac{\mathbf{1}\ell}{\mathbf{r}} \right\} \mathbf{1}^{2\ell} \mathbf{r}^{2\ell} \end{aligned}$$

Setting constants in the theorem and in the Hoeffding-Azuma inequality equal yields

$$\begin{aligned} \frac{1}{\beta} &= 512\mathbf{1}^{2\ell-1} \mathbf{r}^{2\ell} + 32\mathbf{1}^{2\ell-2} \mathbf{r}^{2\ell} + 64\ell\mathbf{1}^{2\ell-1} \mathbf{r}^{2\ell} + 8\ell\mathbf{1}^{2\ell-1} \mathbf{r}^{2\ell-1} + 8\ell\mathbf{1}^{2\ell-2} \mathbf{r}^{2\ell} \\ &\leq (544 + 80\ell)\mathbf{1}^{2\ell-1} \mathbf{r}^{2\ell} \end{aligned}$$

Thus $\frac{1}{\beta}$ can be taken as $(544 + 80\ell)\mathbf{1}^{2\ell-1} \mathbf{r}^{2\ell}$. ■

Remark 1: The theorem can be extended to irregular LDPC codes.

D. Convergence to the Cycle-Free Case

The previous theorem showed that the noisy decoding algorithm behaves essentially deterministically for large n . As a further simplification, it can be shown that the ensemble average performance converges to the performance of an associated tree ensemble. This result will allow the assumption of independent messages.

For a given edge \vec{e} whose directed neighborhood of depth 2ℓ is tree-like, let p be the expected number of incorrect messages received along this edge (after message noise) at the ℓ th iteration, averaged over all graphs, inputs and decoder noise realizations of both types.

Theorem 3 (Convergence to Cycle-Free Case): There exists a positive constant $\gamma = \gamma(\mathbf{1}, \mathbf{r}, \ell)$ such that for any $\epsilon > 0$ and $n > \frac{2\gamma}{\epsilon}$,

$$|E[Z] - n\mathbf{1}p| < n\mathbf{1}\epsilon/2.$$

Proof: Proof is identical to the proof of [11, Theorem 2]. The basic idea is that the computation tree created by unwrapping the code graph to a particular depth [75] almost surely has no repeated nodes. ■

The concentration and convergence results directly imply concentration around the average performance of a tree ensemble:

Theorem 4 (Concentration Around Cycle-Free Case): There exist positive constants $\beta = \beta(\mathbf{1}, \mathbf{r}, \ell)$ and $\gamma = \gamma(\mathbf{1}, \mathbf{r}, \ell)$ such that for any $\epsilon > 0$ and $n > \frac{2\gamma}{\epsilon}$,

$$\Pr[|Z - n\mathbf{1}p| > n\mathbf{1}\epsilon] \leq 2e^{-\beta\epsilon^2 n}.$$

Proof: Follows directly from Theorems 2 and 3. ■

E. Density Evolution

With the conditional independence and concentration results, all randomness is removed from explicit consideration and all messages are independent. The problem is reduced to density evolution, a problem of analyzing a discrete-time dynamical system [53]. The dynamical system state variable of most interest is the probability of binary digit error, P_e , since it is the main performance criterion.

Denote the probability of error of a code $G \in \mathcal{C}^n$ after ℓ iterations of decoding by $P_e^{(\ell)}(G, \varepsilon, \alpha)$, where ε is a channel noise parameter and α is a decoder noise parameter. Then density evolution computes

$$\lim_{n \rightarrow \infty} E \left[P_e^{(\ell)}(G, \varepsilon, \alpha) \right],$$

where the expectation is over the choice of the code and the various noise realizations. The main interest is in the long-term behavior of the probability of error after performing many iterations. The long-term behavior of a generic dynamical system may be a limit cycle or a chaotic attractor, however density evolution systems usually converge to stable fixed points. Monotonicity (either increasing or decreasing) with respect to iteration number ℓ is a property of the particular noisy message-passing decoder in use. Assuming there is a stable fixed point, the limiting performance corresponds to

$$\eta^* = \lim_{\ell \rightarrow \infty} \lim_{n \rightarrow \infty} E \left[P_e^{(\ell)}(G, \varepsilon, \alpha) \right].$$

In the context of channel coding, certain sets of parameters (G, ε, α) lead to “good” performance, in the sense of small η^* , whereas other sets of parameters lead to “bad” performance with large η^* . The goal of density evolution analysis is to determine the boundary between the good and bad sets.

Though it is natural to expect the performance of an algorithm to improve as the quality of its input improves and as more resources are allocated to it, this may not be so. For many message-passing decoding systems, however, there is a monotonicity property that limiting behavior improves as channel noise ε decreases and as decoder noise α decreases. Moreover, just as in other nonlinear estimation systems for dimensionality-expanding signals [76]–[78], there is a threshold phenomenon such that the limiting probability of error may change precipitously with the values of ε and α . The error probability properties of random codes around channel capacity under perfect maximum likelihood decoding provide a prime example of the nonlinear estimation threshold.

In traditional coding theory, there is no parameter α , and the goal is often to determine the range of ε for which η^* is zero. The boundary is often called the decoding threshold or the weak-sense iterative decoding limit and may be denoted as $\varepsilon^*(\eta^* = 0)$. Using the channel coding theorem, a threshold may be computed from the rate of the code G and the capacity of the channel as a function of ε , $C(\varepsilon)$. Since

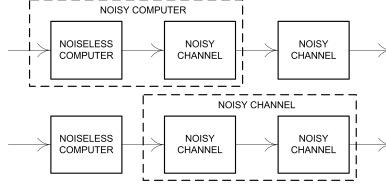


Fig. 2. Computation noise may be incorporated into message-passing noise.

this Shannon limit threshold is derived from the performance of optimal codes under optimal decoding, it is clearly an upper bound to $\varepsilon^*(0)$. If the target error probability η^* is non-zero, then the Shannon limit threshold is derived from the so-called η^* -capacity, $\frac{C(\varepsilon)}{1-h_2(\eta^*)}$, rather than $C(\varepsilon)$. The function $h_2(\cdot)$ is the binary entropy function. The η^* -capacity expression is obtained by adjusting capacity by the rate distortion function of an equiprobable binary source under frequency of error constraint η^* , $R(\eta^*) = 1 - h_2(\eta^*)$ [79].

In the case of faulty decoders, the Shannon limits also provide upper bounds on the ε -boundary for the set of (ε, α) that achieve good performance. One might hope for a Shannon theoretic characterization of the entire (ε, α) -boundary, derived from the performance of optimal codes under optimal α -noisy decoding, however such a result is not extant. Alternately, regions in (ε, α) -space that can achieve η^* -reliability for particular LDPC codes $G \in \mathcal{C}^n$ are characterized using density evolution in the next sections.

III. EXAMPLE: NOISY GALLAGER A DECODER

In Section II, it was shown that density evolution equations determine the performance of almost all codes in the large blocklength regime. Here the density evolution equation for a simple noisy message-passing decoder, a noisy version of Gallager's decoding algorithm A [9], [80], is derived. The algorithm has $\mathcal{M} = \{\pm 1\}$, with messages simply indicating the estimated sign of a binary digit. Although this simple decoding algorithm cannot match the performance of belief propagation, it is of interest since it is of extremely low complexity and can be analyzed analytically. The density evolution equation leads to an analytic characterization of the (ε, α) -space. As suggested in Fig. 2 and [81, Lemma 3.1], there is no essential loss of generality in combining computation noise and message-passing noise into a single noise source. This reduces the number of decoder noise parameters and allows a clean examination of the central phenomenon.

A. Density Evolution Equation

Consider decoding the LDPC coded output of a binary symmetric channel (BSC) with crossover probability ε . Each message in the Gallager algorithm A is passed through an independent and identical BSC with crossover probability α . At a check node, the outgoing message along edge \vec{e} is the product of all incoming messages excluding the one incoming on \vec{e} . At a variable node, the outgoing message is the original received message unless all incoming messages give the opposite conclusion. The density evolution equation is developed for general irregular LDPC ensembles.

The original received message is in error with probability ε , thus

$$P_e^{(0)}(\varepsilon, \alpha) = x_0 = \varepsilon,$$

where the probability of error at the variable nodes in iteration 0, $P_e^{(0)}(\varepsilon, \alpha)$, is defined to be x_0 .

The initial variable-to-check message is in error with probability $(1 - \varepsilon)\alpha + \varepsilon(1 - \alpha)$, since it is passed through a BSC(α). For further iterations, ℓ , the probability of error, $P_e^{(\ell)}(\varepsilon, \alpha)$, is found by induction. Assume $P_e^{(i)}(\varepsilon, \alpha) = x_i$ for $0 \leq i \leq \ell$. Now consider the error probability of a check-to-variable message in the $(\ell + 1)$ th iteration. A check-to-variable message emitted by a check node of degree r along a particular edge is the product of all the $(r - 1)$ incoming messages along all other edges. By assumption, each such message is in error with probability x_ℓ and all messages are independent. These messages are passed through BSC(α) before being received, so the probability of being received in error is

$$x_\ell(1 - \alpha) + (1 - x_\ell)\alpha = \alpha + x_\ell - 2\alpha x_\ell.$$

The outgoing message will be in error if an odd number of these received messages are in error. The probability of this event, averaged over the degree distribution yields the probability

$$\frac{1 - \rho[1 - 2(\alpha + x_\ell - 2\alpha x_\ell)]}{2}.$$

Now consider $P_e^{(\ell+1)}(\varepsilon, \alpha)$, the error probability at the variable node in the $(\ell + 1)$ th iteration. Consider an edge which is connected to a variable node of degree 1. The outgoing variable-to-check message along this edge is in error in the $(\ell + 1)$ th iteration if the original received value is in error and not all incoming messages are received correctly or if the originally received value is correct but all incoming messages are in error. The first event has probability

$$\begin{aligned} & \varepsilon \left(1 - \left[1 - (1 - \alpha) \left(\frac{1 - \rho[1 - 2(\alpha + x_\ell - 2\alpha x_\ell)]}{2} \right) \right. \right. \\ & \quad \left. \left. - \alpha \left(\frac{1 + \rho[1 - 2(\alpha + x_\ell - 2\alpha x_\ell)]}{2} \right) \right]^{1-1} \right). \end{aligned}$$

The second event has probability

$$(1 - \varepsilon) \left(\left[(1 - \alpha) \left(\frac{1 - \rho[1 - 2(\alpha + x_\ell - 2\alpha x_\ell)]}{2} \right) + \alpha \left(\frac{1 + \rho[1 - 2(\alpha + x_\ell - 2\alpha x_\ell)]}{2} \right) \right]^{1-1} \right).$$

Averaging over the degree distribution, defining $\omega = (2\alpha - 1)(2x_\ell - 1)$,

$$q_\alpha^+(x) = \lambda \left[\frac{1 + \rho(\omega) - 2\alpha\rho(\omega)}{2} \right],$$

and

$$q_\alpha^-(x) = \lambda \left[\frac{1 - \rho(\omega) + 2\alpha\rho(\omega)}{2} \right],$$

and adding the two terms together yields

$$x_{\ell+1} = \varepsilon - \varepsilon q_\alpha^+(x_\ell) + (1 - \varepsilon) q_\alpha^-(x_\ell). \quad (1)$$

This is the density evolution equation in recursive form.

B. Performance Evaluation

With the density evolution equation, the performance of the coding-decoding system with particular values of quality parameters ε and α may be determined. Taking the error probability as the state variable, stable fixed points of the deterministic, discrete-time, dynamical system are to be found. Usually one would want the probability of error to converge to zero, but since this might not be possible, a weaker performance criterion may be needed. To start, consider partially noiseless cases.

1) *Partially Noiseless Systems:* For the noiseless decoder case, i.e. $\alpha = 0$, it has been known that there are thresholds on ε , below which the probability of error goes to zero as ℓ increases, and above which the probability of error goes to some large value. These can be found analytically for the Gallager A algorithm [80].

For the noisy Gallager A system under consideration, the probability of error does not go to zero as ℓ goes to infinity for any $\alpha > 0$. This can be seen by considering the case of the perfect original channel, $\varepsilon = 0$, and any $\alpha > 0$. The density evolution equation reduces to

$$x_{\ell+1} = q_\alpha^-(x_\ell), \quad (2)$$

with $x_0 = 0$. The recursion does not have a fixed point at zero, and since x is bounded below by zero, it must increase. The derivative is

$$\frac{\partial}{\partial x} q_\alpha^-(x) = \lambda' \left[\frac{1 - \rho(\omega) + 2\alpha\rho(\omega)}{2} \right] \rho'(\omega) (2\alpha - 1)^2,$$

which is greater than zero for $0 \leq x \leq \frac{1}{2}$ and $0 \leq \alpha \leq \frac{1}{2}$; thus the error evolution forms a monotonically increasing sequence. Since the sequence is monotone increasing starting from zero, and there is no fixed point at zero, it follows that this converges to the smallest real solution of $x = q_\alpha^-(x)$ since the fixed point cannot be jumped. The same phenomenon must also happen if the starting x_0 is positive, however the value to which the density evolution converges is a non-zero fixed point solution of the original equation (1), not of (2), and is a function of both α and ε . Intuitively, for somewhat large initial values of ε , the noisy decoder decreases the probability of error in the first few iterations, just like the noiseless one, but when the error probability becomes close to the internal decoder error, the probability of error settles at that level. To summarize,

Proposition 1: For any LDPC ensemble decoded using the noisy Gallager A system under consideration, $\eta^* > 0$ when $\alpha > 0$ for any ε .

2) *Noisy Systems:* The fact that probability of error cannot asymptotically be driven to zero with the noisy Gallager decoder is expected yet is seemingly displeasing. In a practical scenario, however, the ability to drive P_e to a very small number is also desirable. As such, a performance objective of achieving P_e less than η is defined and the worst channel (ordered by ε) for which a decoder with noise level α can achieve that objective is determined. The channel parameter

$$\varepsilon^*(\eta, \alpha) = \sup\{\varepsilon \in [0, \frac{1}{2}] \mid \lim_{\ell \rightarrow \infty} P_e^{(\ell)} < \eta\}$$

is called the threshold. For a large interval of η values, there is a single threshold value below which η -reliable communication is possible and above which it is not. Alternatively, one can determine the probability of error to which a system with particular α and ε can be driven, $\eta^*(\alpha, \varepsilon) = \lim_{\ell \rightarrow \infty} P_e^{(\ell)}$, and see whether this value is small.

In order to find the threshold in the case of $\alpha > 0$ and $\varepsilon > 0$, the real fixed point solutions of density evolution recursion (1) need to be found. The real solutions of the polynomial equation

$$\varepsilon - \varepsilon q_\alpha^+(x) + (1 - \varepsilon)q_\alpha^-(x) - x = 0$$

are denoted as $0 < r_1(\alpha, \varepsilon) \leq r_2(\alpha, \varepsilon) \leq r_3(\alpha, \varepsilon) \leq \dots$. The real solutions of the polynomial equation

$$\frac{x - q_\alpha^-(x)}{1 - q_\alpha^+(x) - q_\alpha^-(x)} - x = 0,$$

are denoted as $0 < \tau_1(\alpha) \leq \tau_2(\alpha) \leq \dots$. The number of real solutions can be determined through Descartes' rule of signs or a similar tool [82].

The threshold ε^* as well as the region in the $\alpha - \varepsilon$ plane where the decoder improves performance over no decoding is determined by the τ_i . The final probability of error η^* is determined by the r_i . For particular

ensembles of LDPC codes, these values can be computed analytically. For these particular ensembles, it can be determined whether the fixed points are stable or unstable. Moreover, various monotonicity results can be established to show that fixed points cannot be jumped.

The analytical expressions for the r_i and τ_i may be evaluated for the (3,6) regular LDPC code. Fig. 3 shows η^* as a function of ε for fixed α . Since r_1 and r_3 are stable fixed points of density evolution, η takes these values for particular ranges of ε ; r_1 is the desired small value of η^* whereas r_3 is the undesired large value of η^* . The fixed point r_2 is unstable and forms the boundary between the regions of attraction for the two stable fixed points. The point where $r_1 = \varepsilon$ is τ_1 and the point where $r_2 = \varepsilon$ is τ_2 . These $\tau(\alpha)$ points determine when it is beneficial to use the decoder, in the sense that $\eta^* < \varepsilon$. By varying α (as if in a sequence of plots like Fig. 3), an $\alpha - \varepsilon$ region where the decoder is beneficial is demarcated; this is shown in Fig. 4. It can be noted that $\eta^*(\alpha = 0, \varepsilon) = 0$ for $\varepsilon \in [0, \varepsilon_{BRU}^*]$, which determine the ordinate intercepts in Fig. 4. The value of ε_{BRU}^* , given in [80], is $\frac{1-\sqrt{\sigma}}{2}$, where

$$\sigma = -\frac{1}{4} + \frac{\sqrt{-\frac{5}{12} - s}}{2} + \frac{\sqrt{-\frac{5}{6} + \frac{11}{4\sqrt{-5/12-s}}}}{2}$$

and

$$s = \frac{8}{3} \left(\frac{2}{83 + 3\sqrt{993}} \right)^{\frac{1}{3}} - \frac{1}{3} \left(\frac{83 + 3\sqrt{993}}{2} \right)^{\frac{1}{3}}.$$

To provide a better sense of the performance of the noisy Gallager A algorithm, a table that lists some values of α , ε , and η^* is given (though there are analytical expressions, numerical evaluations are listed). As can be seen from these results, particularly from the τ_2 curve in Fig. 4, the error probability performance of the system degrades gracefully as noise is added to the decoder.

Returning to threshold characterization, an analytical expression for the threshold within the region to use decoder is:

$$\varepsilon^*(\eta, \alpha) = \frac{\eta - q_{\alpha}^-(\eta)}{1 - q_{\alpha}^+(\eta) - q_{\alpha}^-(\eta)},$$

which is the solution to the polynomial equation in z

$$z - zq_{\alpha}^+(\eta) + (1 - z)q_{\alpha}^-(\eta) - \eta = 0.$$

The threshold is drawn for several values of η in Fig. 5. A threshold line determines the equivalence of channel noise and decoder noise with respect to final probability of error. If for example, the binary symmetric channels in the system are a result of hard-decoded AWGN channels, such a line may be used to derive the equivalent channel noise power for decoder noise power or vice versa. The tradeoff between the two provides guidelines for allocating resources in communication system design. Some

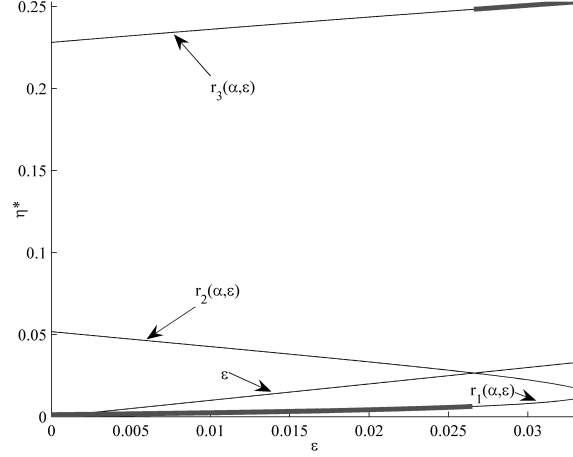


Fig. 3. Thick line shows final error probability, η^* , after decoding a $\mathcal{C}^\infty(3, 6)$ code with the noisy Gallager A algorithm, $\alpha = 0.005$. This is determined by the fixed points of density evolution, $r_i(\alpha, \epsilon)$, shown with thin lines.

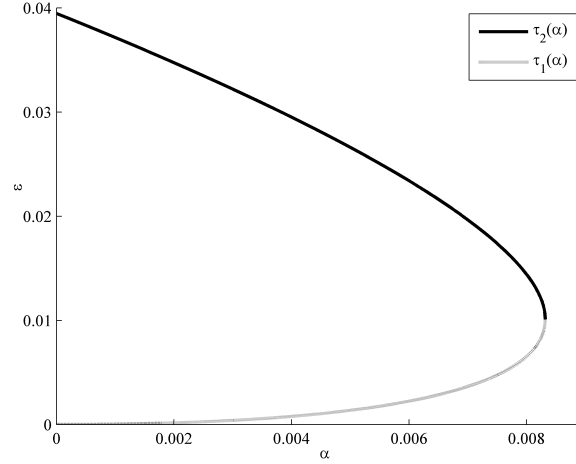


Fig. 4. Decoding a $\mathcal{C}^\infty(3, 6)$ code with the noisy Gallager A algorithm. Region where it is beneficial to use decoder is between τ_1 and τ_2 .

recent work has also looked at channel and decoder power consumption in communication systems with iterative decoders [83].

IV. EXAMPLE: NOISY GAUSSIAN APPROXIMATION DECODER

One might want to analyze a noisy version of the belief propagation decoder applied to the output of a continuous-alphabet channel, but density evolution for belief propagation is difficult to analyze even in the perfect decoder case. Often a Gaussian approximation is used to aid analysis [84]. Under this

TABLE I
PERFORMANCE OF NOISY GALLAGER A ALGORITHM FOR (3,6) CODE

α	$\epsilon^*(0.1, \alpha)$	$\eta^*(\alpha, \epsilon^*)$	$\eta^*(\alpha, 0.01)$
0	0.0394636562	0	0
1×10^{-10}	0.0394636560	7.8228×10^{-11}	1.3333×10^{-11}
1×10^{-8}	0.0394636335	7.8228×10^{-9}	1.3333×10^{-9}
1×10^{-6}	0.0394613836	7.8234×10^{-7}	1.3338×10^{-7}
1×10^{-4}	0.0392359948	7.8866×10^{-5}	1.3812×10^{-5}
3×10^{-4}	0.0387781564	2.4050×10^{-4}	4.4357×10^{-5}
1×10^{-3}	0.0371477336	8.4989×10^{-4}	1.8392×10^{-4}
3×10^{-3}	0.0321984070	3.0536×10^{-3}	9.2572×10^{-4}
5×10^{-3}	0.0266099758	6.3032×10^{-3}	2.4230×10^{-3}

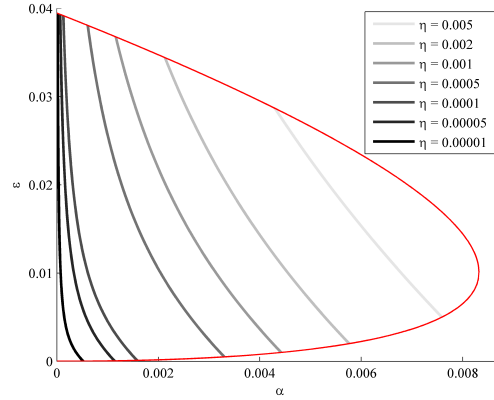


Fig. 5. η -thresholds for decoding a $\mathcal{C}^\infty(3,6)$ code with the noisy Gallager A algorithm.

approximation, the infinite-dimensional problem of iteratively calculating message densities in belief propagation is converted into a one-dimensional problem of updating means of Gaussian densities. Although the Gaussian approximation is usually used as simply an analysis tool, we take the Gaussian approximation decoder as actually implemented; the state variable and messages are one-dimensional. The previous section had considered decoding the output of a BSC with a decoder that was constructed with BSC components and Proposition 1 had stated that probability of error could never be driven to zero. The probability of error does in fact go to zero for a noisy version of the Gaussian approximation decoder described here.

Following Fig. 2, only noise in message-passing noise is considered. As noted in the introduction,

quantization is often necessary when real-valued messages are transmitted. It is common to analyze systems with quantization by modeling the quantizer as bounded signal-independent additive white noise, though this is only correct for subtractive dithered quantization [85]. Here bounded adversarial noise is considered, rather than bounded stochastic noise; performance under adversarial noise provides a bound on performance for stochastic noise. For simplicity, only regular LDPC codes are considered.

Consider a binary input AWGN channel with variance ε^2 . The output is decoded using a noisy version of the Gaussian approximation algorithm of [84]. In the decoder, it is assumed that all random variables are Gaussian, and so the mean and variance provide full specification. Moreover, it is assumed that the so-called symmetry condition [84] is satisfied; the variance is half of the mean and so only one number need be tracked.

Adversarial noise is added to each log-likelihood message, $\mu, \nu \in \mathbb{R}$, passed within the decoder. The adversary is a “communication genie” but not a “computation genie,” in the sense that the adversary knows the transmitted codeword but not the received codeword nor anything else about particular values in the decoding process. Moreover the adversary is restricted to selecting each realization of noise independently from one another and the additive noise is bounded as $-\alpha/2 \leq w \leq \alpha/2$.

Assuming that the all-one codeword was sent, the log-likelihood messages should be as positive as possible, to move towards the correct decoded codeword. Log-likelihoods of $+\infty$ indicate supreme confidence in the binary digit being 1. Consequently, the worst-case bounded noise that may be imposed by the adversary (under knowledge of the transmitted codeword being all-one) is to subtract $\alpha/2$ from all messages that are passed. More complicated and devious failure patterns in space or in time are not possible since the adversary must choose each noise realization independently; moreover the performance criterion is probability of symbol error rather than probability of block error and so there would have been no great benefit anyway. Since the noise is conditionally deterministic given the transmitted codeword, derivation of the density evolution equation is much simplified.

A. Density Evolution

Log-likelihood ratios are used as messages. The output of a variable node is

$$\nu_v = \log \frac{p(z|x=1)}{p(z|x=-1)}$$

where x is the bit value of the node and z is all information available to the node up until the current iteration. Similarly the message transmitted by a check node is

$$\nu_u = \log \frac{p(z|x=1)}{p(z|x=-1)}$$

where x is the bit value of the variable node to which the message is being sent, and z is all information available to the check node up till the current iteration.

In full belief propagation, the variable-node message is computed as the sum of all incoming messages and the likelihood ratio associated with the channel output $Y = r$ denoted $\nu(r)$:

$$\nu_v = \nu(r) + \sum_{i=1}^{1-1} \mu_{u_i}$$

where the μ_{u_i} are the received messages from the neighboring check nodes except the one to which this message is outgoing. Under the Gaussian approximation, the mean of the variable-node log-likelihood ratio random variable is denoted m_v . The variable-node message computation then reduces to

$$m_v^{(\ell)} = m_{\nu(r)} + (1 - 1)m_{\mu_u}^{(\ell)},$$

where $m_{\nu(r)}$ is the mean of $\nu(r)$ and ℓ is the iteration number. The value m_{μ_u} is the mean of the received check-to-variable messages, which are i.i.d. and therefore have the same mean.

In full belief propagation, the check-node message is computed according to the tanh rule:

$$\tanh \frac{\nu_u}{2} = \prod_{j=1}^{r-1} \tanh \frac{\mu_{v_j}}{2}$$

where the μ_{v_j} are the received messages from the neighboring variable nodes except the one to which this message is outgoing. Under the Gaussian approximation, only the mean is considered, so the computation reduces to

$$E \left[\tanh \frac{\nu_u^{(\ell)}}{2} \right] = E \left[\tanh \frac{\mu_v^{(\ell)}}{2} \right]^{r-1}.$$

The fact that for a Gaussian distribution,

$$E \left[\tanh \frac{\nu_u}{2} \right] = \frac{1}{\sqrt{4\pi m_{\nu_u}}} \int_{\mathbb{R}} \tanh \frac{\nu_u}{2} e^{-\frac{(\nu_u - m_{\nu_u})^2}{4m_{\nu_u}}} d\nu_u$$

can be used to express the computation in an alternative form. The function

$$\phi(x) = \begin{cases} 1 - \frac{1}{\sqrt{4\pi x}} \int_{\mathbb{R}} \tanh \frac{u}{2} e^{-\frac{(u-x)^2}{4x}} du, & x > 0 \\ 1, & x = 0 \end{cases}$$

is useful in that regard and can be approximated as

$$\phi(x) \approx e^{ax^c + b},$$

with $a = -0.4527$, $b = 0.0218$, $c = 0.86$ [84].

The definition of the computation rules may be used to derive the density evolution equation, assuming the all-one codeword was sent and thence the adversarial noise is always $-\alpha/2$. The one-dimensional

state variable chosen to be tracked is, m_v , the mean of the Gaussian distribution at the variable node. The value m_v going to $+\infty$ is equivalent to P_e going to 0.

For an induction argument, the base case is

$$m_v^{(\ell)} = m_{\nu(r)} = \frac{2}{\varepsilon^2},$$

where ε^2 is the channel noise power. The inductive assumption is $m_v^{(\ell-1)}$. This message is communicated over the message-passing noise to get

$$m_{\mu_v}^{(\ell)} = m_v^{(\ell-1)} - \frac{\alpha}{2}.$$

Next the check node computation is made:

$$\nu_{m_u}^{(\ell-1)} = \phi^{-1} \left(1 - [1 - \phi(m_v^{(\ell-1)} - \frac{\alpha}{2})]^{r-1} \right).$$

This is communicated over message-passing noise to get

$$\mu_{m_u}^{(\ell-1)} = \phi^{-1} \left(1 - [1 - \phi(m_v^{(\ell-1)} - \frac{\alpha}{2})]^{r-1} \right) - \frac{\alpha}{2}.$$

Finally the variable-node computation yields

$$m_{\nu(r)} + (1 - 1) \left\{ \phi^{-1} \left(1 - [1 - \phi(m_v^{(\ell-1)} - \frac{\alpha}{2})]^{r-1} \right) - \frac{\alpha}{2} \right\}.$$

Thus the density evolution equation is

$$m_v^{(\ell)} = \frac{2}{\varepsilon^2} + (1 - 1) \left\{ \phi^{-1} \left(1 - [1 - \phi(m_v^{(\ell-1)} - \frac{\alpha}{2})]^{r-1} \right) \right\} - \frac{(1-1)\alpha}{2}.$$

One might wonder whether there are sets of noise parameters $\alpha > 0$ and $\varepsilon > 0$ such that $m_v^{(\ell)} \rightarrow +\infty$. Indeed there are, and there is a threshold phenomenon, just like for $\alpha = 0$ [84].

Proposition 2: For LDPC ensembles decoded using the noisy Gaussian approximation system under consideration, $\eta^* = 0$ for ε values below a threshold $\varepsilon^*(\alpha)$.

Unlike Section III where the $\varepsilon^*(\eta, \alpha)$ thresholds could be evaluated analytically, only numerical evaluations of the $\varepsilon^*(\alpha)$ threshold is possible. This is shown in Fig. 6 for the (3,6) regular LDPC ensemble. The basic reason for the disparity between Propositions 2 and 1 is that here, the noise is bounded whereas the messages are unbounded. Thus once the messages grow large, the noise has essentially no effect. Perhaps a peak amplitude constraint on messages would provide a more realistic model, but then the equivalent of Proposition 2 may not hold. Quantified data processing inequalities may provide insight into what forms of noise and message constraints are truly limiting [69], [70].

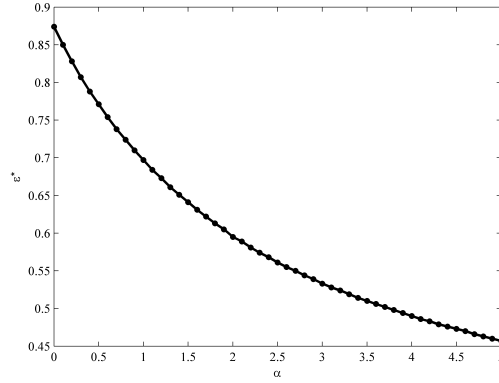


Fig. 6. Thresholds for decoding a $C^\infty(3, 6)$ code with the noisy Gaussian approximation algorithm. Notice that the ordinate intercept is $\varepsilon_{CRU}^* = 0.8747$, [84].

V. RELIABLE MEMORIES FROM UNRELIABLE COMPONENTS

One problem in fault-tolerant computing is the construction of reliable information storage devices from unreliable components [56], [57]. Each kind of memory system has an information storage capacity \mathfrak{C} , which is a measure of the inverse redundancy in the system required so that arbitrarily reliable information storage can be achieved. The reliable information storage with unreliable components problem is related to problems in distributed information storage [86] and is intimately tied to the performance of codes under faulty decoding. One may construct a memory with noisy registers (like BSCs) and a noisy Gallager A LDPC correcting network. The correcting network prevents the codeword stored in the registers from wandering too far away. Taylor has shown that there exist non-zero levels of component noisiness such that the LDPC-based construction achieves $\mathfrak{C} > 0$. Results as in Section III may be used to characterize the storage capacity of such a memory system more precisely.

Although Proposition 1 states that the probability of error does not go to zero for any system with $\alpha > 0$, this is not problematic due to Taylor's definition of arbitrary reliability of information storage. The basic trick associated with the definition is that it is assumed that either the contents of the memory may be understood in coded form or equivalently that there is a noiseless *silver* output device that yields decoded information. Before making a storage capacity calculation, some definitions are reviewed [56].

Definition 8: An *elementary operation* is any Boolean function of two binary operands.

Definition 9: A system is considered to be constructed from *components*, which are devices that either perform one elementary operation or store one binary digit.

Definition 10: The *complexity* of a system is the number of components within the system.

Definition 11: A memory system that stores k information bits is said to have an *information storage capability* of k .

Definition 12: Consider a sequence of memories $\{M_i\}$, ordered according to their information storage capability i (bits). The sequence $\{M_i\}$ is *stable* if it satisfies the following:

- 1) For any k , M_k must have 2^k allowed inputs denoted $\{I_{k_i}\}$, $1 \leq i \leq 2^k$.
- 2) A class of states of M_k is associated with each input I_{k_i} , $C(I_{k_i})$. The classes $C(I_{k_i})$ and $C(I_{k_j})$ must be disjoint for all $i \neq j$ and all k .
- 3) The complexity of M_k must be bounded by θk , where θ is fixed.
- 4) Suppose that at $\ell = 0$, one of the inputs is transmitted to each memory in the sequence and there are no inputs for $\ell > 0$. Let I_{k_i} be the particular input transmitted to a typical memory M_k . The probability that the state of M_k does not belong to $C(I_{k_i})$ at $\ell = T$ is $p_{k_i}(T)$ and $p_k(T) = \max_i p_{k_i}(T)$. If the sequence is stable, then for any $T > 0$ and $\delta > 0$, there exists a k such that $p_k(T) < \delta$.

The demarcation of classes of states (decoding regions) implicitly induces a particular silver decoder. The silver decoder may be maximum likelihood [21], minimum distance [87], belief propagation, or Gallager A, each requiring a different level of fidelity maintenance.

Definition 13: The *storage capacity*, \mathfrak{C} , of a type of memory is such that for all memory redundancies θ greater than $1/\mathfrak{C}$, arbitrarily reliable information storage is possible.

Note that storage capacity is defined for particular types of memories. Unlike channel capacity, there is no informational definition that goes with the operational definition.

As essentially noted in [54], [56], the Gallager A check node operation is an $(r-1)$ -input XOR gate, which may be constructed from $r-2$ two-input XOR gates. A variable node determines whether its 1 inputs are all the same and then compares to the original received value. Let D_1 denote the complexity of the consensus logic. The output of the comparison to the original received value is always the value of the consensus view. One construction to implement the consensus logic is to OR together the outputs of an 1-input AND gate and an 1-input AND gate with inverted inputs. This is then XORed with the received value. Such a circuit can be implemented with 21 components, so D_1 can be taken as 21. The storage is carried out in n registers. The total complexity of the memory M_k , $\chi(M_k)_{\mathcal{C}^n(1,r)}$, is

$$\chi(M_k)_{\mathcal{C}^n(1,r)} = n(1 + 21 + 1(r-2)) = n(1 + 1r).$$

The information storage capability is n times the rate of the code, r . The complexity of an irredundant

memory with the same storage capability is $\chi_{\text{irr}_n} = rn$. Hence, the redundancy is

$$\frac{\chi(M_k)_{\mathcal{C}^n(1, \mathbf{r})}}{\chi_{\text{irr}_n}} = \frac{n(1 + \mathbf{1r})}{rn} \leq \frac{(1 + \mathbf{1r})}{1 - \mathbf{1}/\mathbf{r}}$$

which is a constant. By [65, Lemma 3.22], the inequality almost holds with equality with high probability for large n . For the $(3, 6)$ regular LDPC code, the redundancy value is 38, so $\mathfrak{C} = 1/38$, if stability holds.

The conditions under which the memory is stable depends on the silver decoder. Since silver decoder complexity does not enter, maximum likelihood should be used. The Gallager lower bound to the decoding threshold for an ML decoder is $\varepsilon_{GLB}^* = 0.0914755$ and the Montanari upper bound is $\varepsilon_{MUB}^* = 0.1010$, tighter than the Gallager upper bound $\varepsilon_{GUB}^* = 0.10245544$ [21, Table II]. Recall from Fig. 4 that the decoding threshold for Gallager A decoding is $\varepsilon_{BRU}^* = 0.0394636562$. If the probability of error for the correcting network in the memory stays within the decoding threshold of the silver decoder, then stability follows. Thus the question reduces to determining the sets of component noisiness levels (α, ε) for which the decoding circuit achieves $(\eta = \varepsilon_{ML}^*)$ -reliability.

Consider a memory system where binary digits are stored in registers with probability α_r of flipping at each time step. An LDPC codeword is stored in these registers; the probability of incorrect storage at the first time step is ε . At each iteration, the variable node value from the correcting network is placed in the register. This stored value is used in the subsequent Gallager A variable node computation rather than a received value from the channel. Suppose that the component noise values in the correcting network may be parameterized as in Section III. Then a slight modification of the analysis in Section III yields a density evolution equation

$$x_{\ell+1} = \varepsilon_2 - \varepsilon_2 q_{\alpha}^+(x_{\ell}) + (1 - \varepsilon_2) q_{\alpha}^-(x_{\ell}),$$

where $\varepsilon_2 = x_{\ell}(1 - \alpha_r) + \alpha_r(1 - x_{\ell})$. There is a “region to use decoder” for this system, just as in Section III. If α_r is taken to be equal to α , this is shown in Fig. 7, and is slightly smaller than the region in Fig. 4. Denote this region and its hypograph as \mathfrak{R} . It follows that $(\eta = \varepsilon_{BRU}^*)$ -reliability is achieved for \mathfrak{R} . Since ε_{BRU}^* -reliability is achievable, ε_{GLB}^* -reliability is achievable by monotonicity.

Proposition 3: Let \mathfrak{R} be a set of memory component noise parameters (α, ε) within the region to use decoder of Fig. 7 or its hypograph. Then a sequence of noisy memories constructed from \mathfrak{R} -components into a Gallager A correcting network for a $(3, 6)$ LDPC code have a storage capacity lower bounded as $\mathfrak{C} \geq 1/38$.

The question of an optimal architecture for memory systems remains open, however the proposition gives a precise achievability result that bounds the storage capacity.

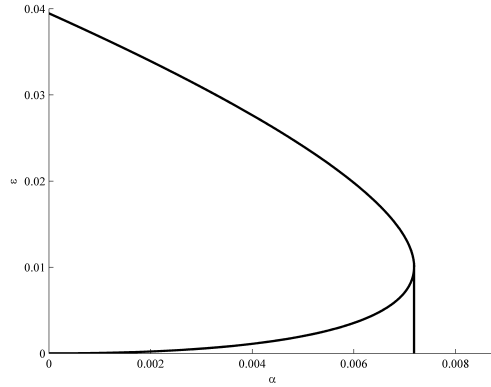


Fig. 7. Region to use decoder and its hypograph for a memory system constructed with noisy registers and a (3, 6) LDPC Gallager A correcting network.

VI. SYSTEM OPTIMIZATION

In this work the error performance of a system has simply been measured; no attempt has yet been made to optimize a code for a particular decoder design and set of parameters. Furthermore, no attempt has been made to apply methods of fault-tolerant circuit design to develop decoding algorithms that perform better in the presence of noise. The design of better decoding algorithms seems like a rather challenging problem, but one approach is to use coding within the decoder so as to reduce the values of α . Of course, the within-decoder code would need to be decoded. There are also more direct circuit-oriented techniques that may be applied [88], [89]. Following the concept of concatenated codes, concatenated decoders may also be promising. The basic idea of using a first (fault-free) decoder to correct many errors and then a second (fault-free) decoder to clean things up was already present in [52], but it may be extended to the case of faulty decoders.

The two numerical examples that were provided in the previous sections, and the achievability result for reliable memories from unreliable components used the (3,6) regular LDPC code ensemble. For fault-free decoding, it has been demonstrated that irregular code ensembles can perform much better than regular code ensembles [12], [80]. Moreover, distributed inference over noisy channels may be improved when noise characteristics are included in system design [90]. One might hope for similar improvements when LDPC code design takes decoder noise into account. Since the space of system parameters to be considered for noisy decoders is much larger than for noiseless decoders, optimization might yield a much larger variety of optimized code ensembles.

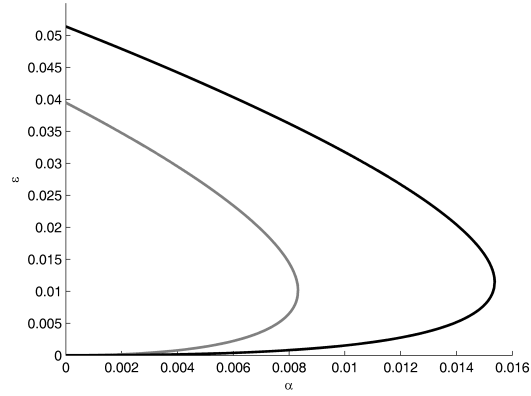


Fig. 8. Region to use decoder for Bazzi et al.'s optimized rate 1/2 LDPC code with noisy Gallager A decoding. The region to use decoder for the $\mathcal{C}^\infty(3, 6)$ code is contained within this region.

As a first step, consider the ensemble of rate 1/2 LDPC codes that were optimized by Bazzi et al. for the fault-free Gallager A decoding algorithm [80]. The left degree distribution is

$$\lambda(x) = ax^2 + (1 - a)x^3$$

and the right degree distribution is

$$\rho(x) = \frac{7a}{3}x^6 + \frac{3 - 7a}{3}x^7,$$

where the optimal a is specified analytically. Numerically, $a_{opt} = 0.1115 \dots$. Measuring the performance of this code with the decoder of Section III yields the region to use decoder shown in Fig. 8. The region to use decoder for the (3,6) code is shown for comparison. By essentially any criterion of performance, this optimized code is better than the (3,6) code.

Are there other codes that can perform better on the faulty decoder than the code optimized for the fault-free decoder? To see whether this is possible, for no particular reason, restrict to the family of ensembles that were found to contain the optimal degree distribution for the fault-free decoder and take $a = 1/10$. Also let $\alpha = \frac{1}{500}$ be fixed. The numerical value of the threshold $\varepsilon_{1/10}^*(\frac{1}{10}, \frac{1}{500}) = 0.048239$, whereas the numerical value of the threshold $\varepsilon_{a_{opt}}^*(\frac{1}{10}, \frac{1}{500}) = 0.047857$. In this sense, the $a = 1/10$ code is better than the $a = a_{opt}$ code. On the other hand, $\eta_{1/10}^*(\frac{1}{500}, \varepsilon_{1/10}^*(\frac{1}{10}, \frac{1}{500})) = 0.01869$, but $\eta_{a_{opt}}^*(\frac{1}{500}, \varepsilon_{a_{opt}}^*(\frac{1}{10}, \frac{1}{500})) = 0.01766$, so in that sense, the $a = a_{opt}$ code is better than the $a = 1/10$ code.

Depending on how performance is measured, different codes may be better or worse than others. In particular, the fact that highly optimized ensembles usually lead to more simultaneous critical points

complicates matters. The problem of optimizing codes for a given performance criterion is left open. Besides the analytical method in [80], there are also several methods that use numerical procedures or use EXIT chart approximations.

VII. CONCLUSIONS

This work has dual motivations. The first is the eminently practical motivation of determining how well channel code decoders work when they are faulty. The second is the deeper motivation of determining fundamental limits for processing unreliable signals with unreliable circuits. As noted by Pierce in 1965 [58], “The down-to-earth problem of making a computer work, in fact, becomes tangled with this difficult philosophical problem: ‘What is possible and what is impossible when unreliable circuits are used to process unreliable information?’” A consequence of this work is a more precise characterization of information storage capacity in memories constructed from unreliable components, a specific problem in this greater program.

The extension of the density evolution method to the case of faulty decoders that has been developed allows a simplified means of asymptotic performance characterization. Results from this method show that in certain cases arbitrarily small probability of error is no longer achievable (Proposition 1), whereas in certain other cases arbitrarily small probability of error is achievable (Proposition 2). In either case, however, the degradation of a suitably defined decoding threshold is smooth with increasing decoder noise, whether in circuit computational elements or in circuit communication elements. Analysis of other decoding algorithms with other decoding noise models will presumably yield similar results. For greater generality, one might move beyond simple LDPC codes and consider arbitrary codes decoded with very general iterative decoding circuits [83] with suitable noise models. An even more general model of computation such as a Turing machine or beyond [91] does not seem to have an obvious appropriate fault model. A good fault model is one that is simple to analyze and yet closely represents the behavior of physical faults in a circuit.

Even just a bit of imagination provides numerous models of channel noise and circuit faults that may be investigated in the future to provide further insights into the fundamental limits of noisy communication and computing.

ACKNOWLEDGMENT

I thank Rüdiger L. Urbanke for suggesting this study of decoding and for encouragement; İ. Emre Telatar and him for several enlightening discussions and for hosting my visit at EPFL; Sanjoy K. Mitter and Vivek K Goyal for assistance; and Shashi Kiran Chilappagari for making me aware of his work.

REFERENCES

- [1] C. E. Shannon, "A mathematical theory of communication," *Bell Syst. Tech. J.*, vol. 27, pp. 379–423, 623–656, July/Oct. 1948.
- [2] A. R. Calderbank, "The art of signaling: Fifty years of coding theory," *IEEE Trans. Inf. Theory*, vol. 44, no. 6, pp. 2561–2595, Oct. 1998.
- [3] D. J. Costello, Jr. and G. D. Forney, Jr., "Channel coding: The road to channel capacity," *Proc. IEEE*, vol. 95, no. 6, pp. 1150–1177, June 2007.
- [4] R. M. Fano, *Transmission of Information: A Statistical Theory of Communications*. Cambridge: MIT Press, 1961.
- [5] R. G. Gallager, *Information Theory and Reliable Communication*. New York: John Wiley & Sons, 1968.
- [6] A. J. Viterbi, "Error bounds for convolutional codes and an asymptotically optimum decoding algorithm," *IEEE Trans. Inf. Theory*, vol. IT-13, no. 2, pp. 260–269, Apr. 1967.
- [7] I. M. Jacobs and E. R. Berlekamp, "A lower bound to the distribution of computation for sequential decoding," *IEEE Trans. Inf. Theory*, vol. IT-13, no. 2, pp. 167–174, Apr. 1967.
- [8] H. D. Pfister, I. Sason, and R. Urbanke, "Capacity-achieving ensembles for the binary erasure channel with bounded complexity," *IEEE Trans. Inf. Theory*, vol. 51, no. 7, pp. 2352–2379, July 2005.
- [9] R. G. Gallager, *Low-Density Parity-Check Codes*. Cambridge: MIT Press, 1963.
- [10] S.-Y. Chung, G. D. Forney, Jr., T. J. Richardson, and R. Urbanke, "On the design of low-density parity-check codes within 0.0045 dB of the Shannon limit," *IEEE Commun. Lett.*, vol. 5, no. 2, pp. 58–60, Feb. 2001.
- [11] T. J. Richardson and R. L. Urbanke, "The capacity of low-density parity-check codes under message-passing decoding," *IEEE Trans. Inf. Theory*, vol. 47, no. 2, pp. 599–618, Feb. 2001.
- [12] T. J. Richardson, M. A. Shokrollahi, and R. L. Urbanke, "Design of capacity-approaching irregular low-density parity-check codes," *IEEE Trans. Inf. Theory*, vol. 47, no. 2, pp. 619–637, Feb. 2001.
- [13] H.-A. Loeliger, F. Lustenberger, M. Helfenstein, and F. Tarköy, "Probability propagation and decoding in analog VLSI," *IEEE Trans. Inf. Theory*, vol. 47, no. 2, pp. 837–843, Feb. 2001.
- [14] A. J. Blanksby and C. J. Howland, "A 690-mW 1-Gb/s 1024-b, rate-1/2 low-density parity-check code decoder," *IEEE J. Solid-State Circuits*, vol. 37, no. 3, pp. 404–412, Mar. 2002.
- [15] T. Zhang and K. K. Parhi, "An FPGA implementation of (3, 6)-regular low-density parity-check code decoder," *EURASIP J. Appl. Signal Process.*, vol. 2003, no. 6, pp. 530–542, 2003.
- [16] L. M. J. Bazzi and S. K. Mitter, "Encoding complexity versus minimum distance," *IEEE Trans. Inf. Theory*, vol. 51, no. 6, pp. 2103–2112, June 2005.
- [17] D. K. Pradhan, *Fault-Tolerant Computer System Design*. Upper Saddle River, N.J.: Prentice Hall, 1996.
- [18] P. Larsson and C. Svensson, "Noise in digital dynamic CMOS circuits," *IEEE J. Solid-State Circuits*, vol. 29, no. 6, pp. 655–662, June 1994.
- [19] R. Sarpeshkar, "Analog versus digital: Extrapolating from electronics to neurobiology," *Neural Comput.*, vol. 10, no. 7, pp. 1601–1638, Oct. 1998.
- [20] R. W. Hamming, "Error detecting and error correcting codes," *Bell Syst. Tech. J.*, vol. 26, no. 2, pp. 147–160, Apr. 1950.
- [21] A. Montanari, "Tight bounds for LDPC and LDGM codes under MAP decoding," *IEEE Trans. Inf. Theory*, vol. 51, no. 9, pp. 3221–3246, Sept. 2005.
- [22] E. R. Berlekamp, R. J. McEliece, and H. C. A. van Tilborg, "On the inherent intractability of certain coding problems," *IEEE Trans. Inf. Theory*, vol. IT-24, no. 3, pp. 384–386, May 1978.

- [23] J. Feldman, M. J. Wainwright, and D. R. Karger, "Using linear programming to decode binary linear codes," *IEEE Trans. Inf. Theory*, vol. 51, no. 3, pp. 954–972, Mar. 2005.
- [24] K. Yang, J. Feldman, and X. Wang, "Nonlinear programming approaches to decoding low-density parity-check codes," *IEEE J. Sel. Areas Commun.*, vol. 24, no. 8, pp. 1603–1613, Aug. 2006.
- [25] R. Ho, K. W. Mai, and M. A. Horowitz, "The future of wires," *Proc. IEEE*, vol. 89, no. 4, pp. 490–504, Apr. 2001.
- [26] C. Zhao, X. Bai, and S. Dey, "Evaluating transient error effects in digital nanometer circuits," *IEEE Trans. Rel.*, vol. 56, no. 3, pp. 381–391, Sept. 2007.
- [27] S. H. Nawab, A. V. Oppenheim, A. P. Chandrakasan, J. M. Winograd, and J. T. Ludwig, "Approximate signal processing," *J. VLSI Signal Process.*, vol. 15, no. 1-2, pp. 177–200, Jan. 1997.
- [28] M. Bhardwaj, R. Min, and A. P. Chandrakasan, "Quantifying and enhancing power awareness of VLSI systems," *IEEE Trans. VLSI Syst.*, vol. 9, no. 6, pp. 757–772, Dec. 2001.
- [29] R. Hegde and N. R. Shanbhag, "Toward achieving energy efficiency in presence of deep submicron noise," *IEEE Trans. VLSI Syst.*, vol. 8, no. 4, pp. 379–391, Aug. 2000.
- [30] L. Wang and N. R. Shanbhag, "Energy-efficiency bounds for deep submicron VLSI systems in the presence of noise," *IEEE Trans. VLSI Syst.*, vol. 11, no. 2, pp. 254–269, Apr. 2003.
- [31] G. Masera, M. Mazza, G. Piccinini, F. Viglione, and M. Zamboni, "Architectural strategies for low-power VLSI turbo decoders," *IEEE Trans. VLSI Syst.*, vol. 10, no. 3, pp. 279–285, June 2002.
- [32] M. M. Mansour and N. R. Shanbhag, "A 640-Mb/s 2048-bit programmable LDPC decoder chip," *IEEE J. Solid-State Circuits*, vol. 41, no. 3, pp. 684–698, Mar. 2006.
- [33] J. von Neumann, "Probabilistic logics and the synthesis of reliable organisms from unreliable components," in *Automata Studies*, C. E. Shannon and J. McCarthy, Eds. Princeton: Princeton University Press, 1956, pp. 43–98.
- [34] C. Crick and A. Pfeffer, "Loopy belief propagation as a basis for communication in sensor networks," in *Proceedings of the 19th Annual Conference on Uncertainty in Artificial Intelligence (UAI-03)*, 2003.
- [35] O. W. Yeung and K. M. Chugg, "On the error tolerance of iterative decoder circuitry," in *Proceedings of the 2008 Information Theory and its Applications Workshop*, La Jolla, California, Jan. 2008.
- [36] S. Winograd and J. D. Cowan, *Reliable Computation in the Presence of Noise*. Cambridge: MIT Press, 1963.
- [37] L. Wei, "Robustness of LDPC codes and internal noisy systems," in *Proc. 41st Ann. Allerton Conf. Commun. Control Comput.*, Monticello, Illinois, Oct. 2003, pp. 1665–1674.
- [38] A. Ganti, A. Lapidoth, and İ. E. Telatar, "Mismatched decoding revisited: General alphabets, channels with memory, and the wide-band limit," *IEEE Trans. Inf. Theory*, vol. 46, no. 7, pp. 2315–2328, Nov. 2000.
- [39] R. Singhal, G. S. Choi, and R. N. Mahapatra, "Quantized LDPC decoder design for binary symmetric channels," in *Proceedings of the IEEE International Symposium on Circuits and Systems (ISCAS 2005)*, vol. 6, May 2005, pp. 5782–5785.
- [40] N. Miladinovic and M. P. C. Fossorier, "Improved bit-flipping decoding of low-density parity-check codes," *IEEE Trans. Inf. Theory*, vol. 51, no. 4, pp. 1594–1606, Apr. 2005.
- [41] L. Ping and W. K. Leung, "Decoding low density parity check codes with finite quantization bits," *IEEE Commun. Lett.*, vol. 4, no. 2, pp. 62–64, Feb. 2000.
- [42] J. Chen, A. Dholakia, E. Eleftheriou, M. P. C. Fossorier, and X.-Y. Hu, "Reduced-complexity decoding of LDPC codes," *IEEE Trans. Commun.*, vol. 53, no. 8, pp. 1288–1299, Aug. 2005.

- [43] J. Zhao, F. Zarkeshvari, and A. H. Banihashemi, "On implementation of min-sum algorithm and its modifications for decoding low-density parity-check (LDPC) codes," *IEEE Trans. Commun.*, vol. 53, no. 4, pp. 549–554, Apr. 2005.
- [44] T. Yu, R.-S. Lin, B. Super, and B. Tang, "Efficient message representations for belief propagation," in *Proceedings of the IEEE 11th International Conference on Computer Vision (ICCV 2007)*, Rio de Janeiro, Brazil, Oct. 2007, pp. 1–8.
- [45] A. Sahai and S. Mitter, "The necessity and sufficiency of anytime capacity for stabilization of a linear system over a noisy communication link—Part I: Scalar systems," *IEEE Trans. Inf. Theory*, vol. 52, no. 8, pp. 3369–3395, Aug. 2006.
- [46] A. T. Ihler, J. W. Fisher, III, and A. S. Willsky, "Loopy belief propagation: Convergence and effects of message errors," *J. Mach. Learn. Res.*, vol. 6, pp. 905–936, May 2005.
- [47] D. J. C. MacKay and R. M. Neal, "Near Shannon limit performance of low density parity check codes," *IEE Electron. Lett.*, vol. 33, no. 6, pp. 457–458, Mar. 1997.
- [48] M. Sipser and D. A. Spielman, "Expander codes," *IEEE Trans. Inf. Theory*, vol. 42, no. 6, pp. 1710–1722, Nov. 1996.
- [49] D. Burshtein and G. Miller, "Expander graph arguments for message-passing algorithms," *IEEE Trans. Inf. Theory*, vol. 47, no. 2, pp. 782–790, Feb. 2001.
- [50] S. ten Brink, "Convergence of iterative decoding," *IEE Electron. Lett.*, vol. 35, no. 10, pp. 806–808, May 1999.
- [51] M. Ardakani and F. R. Kschischang, "A more accurate one-dimensional analysis and design of irregular LDPC codes," *IEEE Trans. Commun.*, vol. 52, no. 12, pp. 2106–2114, Dec. 2004.
- [52] M. G. Luby, M. Mitzenmacher, M. A. Shokrollahi, and D. A. Spielman, "Improved low-density parity-check codes using irregular graphs," *IEEE Trans. Inf. Theory*, vol. 47, no. 2, pp. 585–598, Feb. 2001.
- [53] T. Richardson and R. Urbanke, "Fixed points and stability of density evolution," *Commun. Inf. Syst.*, vol. 4, no. 1, pp. 103–116, Sept. 2004.
- [54] S. K. Chilappagari and B. Vasic, "Fault tolerant memories based on expander graphs," in *Proceedings of the IEEE Information Theory Workshop (ITW '07)*, Tahoe City, CA, Sept. 2007, pp. 126–131.
- [55] L. R. Varshney, "Performance of LDPC codes under noisy message-passing decoding," in *Proceedings of the IEEE Information Theory Workshop (ITW '07)*, Tahoe City, CA, Sept. 2007, pp. 178–183.
- [56] M. G. Taylor, "Reliable information storage in memories designed from unreliable components," *Bell Syst. Tech. J.*, vol. 47, no. 10, pp. 2299–2337, Dec. 1968.
- [57] A. V. Kuznetsov, "Information storage in a memory assembled from unreliable components," *Probl. Inf. Transm.*, vol. 9, no. 3, pp. 100–114, July-Sept. 1973.
- [58] W. H. Pierce, *Failure-Tolerant Computer Design*. New York: Academic Press, 1965.
- [59] C. N. Hadjicostis, *Coding Approaches to Fault Tolerance in Combinational and Dynamic Systems*. Springer, 2002.
- [60] P. Gács and A. Gál, "Lower bounds for the complexity of reliable Boolean circuits with noisy gates," *IEEE Trans. Inf. Theory*, vol. 40, no. 2, pp. 579–583, Mar. 1994.
- [61] P. Elias, "Computation in the presence of noise," *IBM J. Res. Develop.*, vol. 2, no. 4, pp. 346–353, Oct. 1958.
- [62] R. Motwani and P. Raghavan, *Randomized Algorithms*. Cambridge University Press, 1995.
- [63] S. T. Ribeiro, "Random-pulse machines," *IEEE Trans. Electron. Comput.*, vol. EC-16, no. 3, pp. 261–276, June 1967.
- [64] S. S. Tehrani, W. J. Gross, and S. Mannor, "Stochastic decoding of LDPC codes," *IEEE Commun. Lett.*, vol. 10, no. 10, pp. 716–718, Oct. 2006.
- [65] T. Richardson and R. Urbanke, *Modern Coding Theory*. Cambridge University Press, 2008.
- [66] C. E. Shannon, "A symbolic analysis of relay and switching circuits," *Trans. AIEE*, vol. 57, pp. 713–723, 1938.

- [67] E. F. Moore and C. E. Shannon, “Reliable circuits using less reliable relays: Part I,” *J. Franklin Inst.*, vol. 262, no. 3, pp. 191–208, Sept. 1956.
- [68] —, “Reliable circuits using less reliable relays: Part II,” *J. Franklin Inst.*, vol. 262, no. 4, pp. 281–297, Oct. 1956.
- [69] N. Pippenger, “Reliable computation by formulas in the presence of noise,” *IEEE Trans. Inf. Theory*, vol. 34, no. 2, pp. 194–197, Mar. 1988.
- [70] W. S. Evans and L. J. Schulman, “Signal propagation and noisy circuits,” *IEEE Trans. Inf. Theory*, vol. 45, no. 7, pp. 2367–2373, Nov. 1999.
- [71] V. Rathi and R. Urbanke, “Density evolution, thresholds and the stability condition for non-binary LDPC codes,” *IEE Proc. Commun.*, vol. 152, no. 6, pp. 1069–1074, Dec. 2005.
- [72] M. Lentmaier, D. V. Truhachev, K. S. Zigangirov, and D. J. Costello, Jr., “An analysis of the block error probability performance of iterative decoding,” *IEEE Trans. Inf. Theory*, vol. 51, no. 11, pp. 3834–3855, Nov. 2005.
- [73] K. Azuma, “Weighted sums of certain dependent random variables,” *Tohoku Math. J.*, vol. 19, no. 3, pp. 357–367, 1967.
- [74] W. Hoeffding, “Probability inequalities for sums of bounded random variables,” *J. Acoust. Soc. Am.*, vol. 58, no. 301, pp. 13–30, Mar. 1963.
- [75] Y. Weiss, “Correctness of local probability propagation in graphical models with loops,” *Neural Comput.*, vol. 12, no. 1, pp. 1–41, Jan. 2000.
- [76] P. M. Woodward, *Probability and Information Theory, With Applications to Radar*. New York: McGraw-Hill, 1953.
- [77] D. Slepian, “The threshold effect in modulation systems that expand bandwidth,” *IRE Trans. Inf. Theory*, vol. IT-8, no. 5, pp. 122–127, Sept. 1962.
- [78] J. M. Wozencraft and I. M. Jacobs, *Principles of Communication Engineering*. New York: John Wiley & Sons, 1965.
- [79] V. Erokhin, “ ε -entropy of a discrete random variable,” *Theory Probab. Appl.*, vol. 3, no. 1, pp. 97–100, 1958.
- [80] L. Bazzi, T. J. Richardson, and R. L. Urbanke, “Exact thresholds and optimal codes for the binary-symmetric channel and Gallager’s decoding algorithm A,” *IEEE Trans. Inf. Theory*, vol. 50, no. 9, pp. 2010–2021, Sept. 2004.
- [81] R. L. Dobrushin and S. I. Ortyukov, “Lower bound for the redundancy of self-correcting arrangements of unreliable functional elements,” *Probl. Inf. Transm.*, vol. 13, no. 1, pp. 82–89, Jan.-Mar. 1977.
- [82] L. Yang, “Recent advances on determining the number of real roots of parametric polynomials,” *J. Symbol. Comput.*, vol. 28, no. 1-2, pp. 225–242, July 1999.
- [83] A. Sahai and P. Grover, “The price of certainty: “waterslide curves” and the gap to capacity,” EECS Department, University of California, Berkeley, Tech. Rep. UCB/EECS-2008-1, Jan. 2008.
- [84] S.-Y. Chung, T. J. Richardson, and R. L. Urbanke, “Analysis of sum-product decoding of low-density parity-check codes using a Gaussian approximation,” *IEEE Trans. Inf. Theory*, vol. 47, no. 2, pp. 657–670, Feb. 2001.
- [85] S. Rangan and V. K. Goyal, “Recursive consistent estimation with bounded noise,” *IEEE Trans. Inf. Theory*, vol. 47, no. 1, pp. 457–464, Jan. 2001.
- [86] A. G. Dimakis and K. Ramchandran, “Network coding for distributed storage in wireless networks,” in *Networked Sensing Information and Control*, V. Saligrama, Ed. Springer, 2008.
- [87] C. Di, T. J. Richardson, and R. L. Urbanke, “Weight distribution of low-density parity-check codes,” *IEEE Trans. Inf. Theory*, vol. 52, no. 11, pp. 4839–4855, Nov. 2006.
- [88] J. G. Tryon, “Quadded logic,” in *Redundancy Techniques for Computing Systems*, R. H. Wilcox and W. C. Mann, Eds. Washington: Spartan Books, 1962, pp. 205–228.

- [89] J. B. Gao, Y. Qi, and J. A. B. Fortes, “Bifurcations and fundamental error bounds for fault-tolerant computations,” *IEEE Trans. Nanotechnol.*, vol. 4, no. 4, pp. 395–402, July 2005.
- [90] B. Chen, L. Tong, and P. K. Varshney, “Channel-aware distributed detection in wireless sensor networks,” *IEEE Signal Process. Mag.*, vol. 23, no. 4, pp. 16–26, July 2006.
- [91] B. J. Copeland, “Hypercomputation,” *Minds and Machines*, vol. 12, no. 4, pp. 461–502, Nov. 2002.