

Projective-anticipating, projective, and projective-lag synchronization of time-delayed chaotic systems on random networks

Cun-Fang Feng,¹ Xin-Jian Xu,^{2,3} Sheng-Jun Wang,¹ and Ying-Hai Wang^{1,*}

¹*Institute of Theoretical Physics, Lanzhou University, Lanzhou Gansu 730000, China*

²*Departamento de Física da Universidade de Aveiro, 3810-193 Aveiro, Portugal*

³*Department of Mathematics, College of Science, Shanghai University, Shanghai 200444, China*

(Dated: October 29, 2018)

Abstract

We study projective-anticipating, projective, and projective-lag synchronization of time-delayed chaotic systems on random networks. We relax some limitations of previous work, where projective-anticipating and projective-lag synchronization can be achieved only on two coupled chaotic systems. In this paper, we can realize projective-anticipating and projective-lag synchronization on complex dynamical networks composed by a large number of interconnected components. At the same time, although previous work studied projective synchronization on complex dynamical networks, the dynamics of the nodes are coupled partially linear chaotic systems. In this paper, the dynamics of the nodes of the complex networks are time-delayed chaotic systems without the limitation of the partial-linearity. Based on the Lyapunov stability theory, we suggest a generic method to achieve the projective-anticipating, projective, and projective-lag synchronization of time-delayed chaotic systems on random dynamical networks and find both the existence and sufficient stability conditions. The validity of the proposed method is demonstrated and verified by examining specific examples using Ikeda and Mackey-Glass systems on Erdős-Rényi networks.

PACS: 05.45.Xt, 05.45.Jn, 89.75.Hc

Keywords: projective-anticipating synchronization; projective synchronization; projective-lag synchronization; time-delayed chaotic systems; complex networks

* For correspondence: yhwang@lzu.edu.cn

In 1999, Mainieri and Rehacek observed projective synchronization in coupled partially linear chaotic systems where the drive and response vectors synchronize up to a constant ratio α (scaling factor). Complete synchronization and anti-phase synchronization are proved to be the special cases of projective synchronization in cases of $\alpha = 1$ and $\alpha = -1$, respectively. This proportional feature can be used to extend binary digital to M-nary digital for achieving fast communication. With the development of research on complex systems, more and more researchers carried out the study about complex dynamical behaviors on networks. While most studies focused on complete and phase synchronization in various networks, little attention has been paid to projective synchronization. In this paper, based on the Lyapunov stability theory, we theoretically analyze both the existence and sufficient stability conditions of the projective-anticipating, projective, and projective-lag synchronization of time-delayed chaotic systems on random networks. Numerical experiments for the Ikeda system and the Mackey-Glass system show that the control method works.

I. INTRODUCTION

Chaos synchronization has attracted considerably increasing attention and become an active area of research for both theoretical interests and practical applications, since seminal work of Pecora and Carroll [1]. Over the last decade, following the complete synchronization [1], several new types of synchronization have been found in interacting chaotic systems, such as generalized synchronization [2], phase synchronization [3], anti-phase synchronization [4], projective synchronization [5], lag synchronization [6] and anticipating synchronization [7]. Complete synchronization is characterized by the convergence of the two chaotic trajectories, $y(t) = x(t)$. It appears only when interacting systems are identical. Generalized synchronization means the amplitude of the slave's state variable correlated with that of master's by a generic function, $y(t) = F(x(t))$. Phase synchronization is defined as the entrainment of phases of chaotic oscillators, $n\Phi_x - m\Phi_y = \text{constant}$ (n and m are integers), whereas their amplitude remains chaotic and uncorrelated. Projective synchronization is the dynamical behavior in which the amplitude of the master's state variable and that of the slave's synchronizes up to a constant scaling factor α (a proportional relation). Complete synchronization and anti-phase synchronization are the special cases of the projective synchronization in cases of $\alpha = 1$ and $\alpha = -1$, respectively. Lag synchronization means a coincidence of shifted-in-time states of two coupled systems, the

state variable of the drive system is delayed by positive τ in comparison with that of the driven: $y(t) = x(t - \tau)$, ($\tau > 0$). Whereas for anticipating synchronization, the driven system anticipates the driver: $y(t) = x(t + \tau)$, ($\tau > 0$). Among those synchronization, projective synchronization is one of the most interesting problems, because of its proportion between the synchronized dynamical states. In application to secure communications, this feature can be used to extend binary digital to M-nary digital communication [8] for achieving fast communication. The early study of projective synchronization reported that the projective synchronization was usually observable only in the coupled partially linear systems [9]. Following work has extended that to a general class of chaotic systems without the limitation of partial-linearity [10, 11]. Recently, Hoang *et al.* investigated a new synchronization in time-delay chaotic system, which they called projective-anticipating synchronization [12]. Projective-anticipating synchronization is a combination of the well-known schemes of projective and anticipating synchronization. That is, the driver synchronizes with the driven under the anticipating synchronization scheme and the amplitude is correlated by a scaling factor α : $y(t) = \alpha x(t + \tau)$, ($\tau > 0$). In the case of projective-lag synchronization [13], the amplitude of the master's and slave's state variables is correlated by a scale factor α : $y(t) = \alpha x(t - \tau)$, ($\tau > 0$).

However, most existing work about projective-anticipating and projective-lag synchronization focused only on two coupled chaotic systems. Systems consisting of many interconnected subsystems are ubiquitous in nature and social science which can be described by complex networks [14]. Complex networks are usually composed by a large number of interconnected components (nodes) representing individuals or organizations and edges mimicking the interaction among them. With the development of research on complex systems, more and more researchers carried out the study about complex dynamical behaviors on networks. While most studies focused on complete [15] and phase synchronization [16] in various networks, little attention has been paid to projective synchronization. Very recently, Hu *et al.* [17] studied the projective synchronization on drive-response dynamical networks by considering coupled Lorenz chaotic systems. But due to finite signal transmission times, switching speeds and memory effects with both single and multiple delays are ubiquitous in nature, technology and society [18, 19]. Time-delayed systems are also interesting because the dimension of their chaotic dynamics can be increased by increasing the delay time sufficiently [20]. From this point of view, these systems are especially appealing for secure communication schemes. In addition, time-delayed system can be considered as a special case of spatiotemporal systems [21]. So it is natural to consider an interesting topic whether

we can achieve projective-anticipating, projective, and projective-lag synchronization of time-delayed chaotic systems on complex dynamical networks? In this paper, inspired by the above discussions, we extend the work on projective-anticipating, projective, and projective-lag synchronization of two coupled chaotic systems to complex dynamical networks. We attempt to achieve projective-anticipating, projective and projective-lag synchronization in a general class of time-delayed chaotic systems related to optical bistable or hybrid optical bistable device on complex dynamical networks.

The layout of this paper is as follows. In Sec. II, according to the Lyapunov stability theory [22], we theoretically analyze both the existence and sufficient stability conditions of the projective-anticipating, projective, and projective-lag synchronization of time-delayed chaotic systems on complex dynamical networks. In Sec. III, the well-known Ikeda and Mackey-Glass systems are considered as the dynamics of single node to prove the validity of the proposed theoretical approach in Sec. II, respectively. Finally we end this paper by a short conclusion in last section.

II. THEORETICAL ANALYSIS USING A GENERIC MODEL

For convenience, we study different types of projective synchronization of infinite-dimensional chaotic systems on Erdős-Rényi (ER) random networks [23]. Consider an ER network consisting of $1 + N$ nodes which constitute the drive-response dynamical networks [17]. In response dynamical networks, we connect each pair of nodes with probability p , and denote the degree of node i with k_i . Each individual node is a delay-differential system related to the optical bistable or hybrid optical device [24]

$$\tau' \dot{x}(t) = -\beta x(t) + \mu f(x(t - t_R)) \quad (1)$$

where $x(t)$ is the dimensionless output of the system at time t , t_R is the delay time of the feedback loop, τ' is the response time of the nonlinear medium, μ is proportional to the intensity of the incident light and β is the parameter. In Eq.(1), $f(x)$ is a nonlinear function of x , characterizing the system, e.g., $f(x) = \pi[1 + 2B \cos(x + x_0)]$ for Ikeda model [25], $f(x) = \pi[A - \sin^2(x - x_0)]$ for Vallée model [26], $f(x) = \sin^2(x - x_0)$ for the sine-square model [27], and $f(x) = ax/(1 + x^c)$ for Mackey-Glass model [28]. In order to observe the different types of projective synchronization, the drive-response dynamical networks are described by the following equations:

$$\tau' \dot{x}(t) = -\beta x(t) + \mu_1 f(x(t - \tau_1)), \quad (2a)$$

$$\tau' \dot{y}_i(t) = -\beta y_i(t) + \mu_2 f\left(\frac{y_i(t - \tau_1)}{\alpha}\right) + \mu f(x(t - \tau_2)) + \epsilon \sum_{j=1}^N G_{ij} y_j, \quad (i = 1, 2, \dots, N) \quad (2b)$$

where x denotes the drive system, y_i denotes the response dynamical network systems, ϵ is the coupling strength, α is a desired scaling factor present for the projective-anticipating, projective, and projective-lag synchronization, τ_1 is the feedback delay time in the coupled systems and τ_2 is the coupling delay time between systems x and y_i . The graph topology is encoded in the Laplacian G , a symmetric matrix with zero row-sum,

$$G_{ij} = \begin{cases} -k_i, & \text{if } i = j, \\ 1, & \text{if node } i \text{ connects node } j, \\ 0, & \text{otherwise.} \end{cases} \quad (3)$$

The eigenvalues λ_i of G are real and nonpositive [29].

Throughout this study, for simplification we use the notation $x_\tau \equiv x(t - \tau)$. In the following, we will investigate different kinds of projective synchronization. One can find that under conditions

$$\mu = \alpha\mu_1 - \mu_2, \quad (4)$$

Eqs. (2a) and (2b) allow for synchronization manifold

$$y_i = \alpha x_{\tau_2 - \tau_1}. \quad (5)$$

We define the error systems as the difference between the Eqs. (2a) and (2b): $e_i = y_i - \alpha x_{\tau_2 - \tau_1}$, one obtains error dynamics

$$\begin{aligned} \dot{e}_i &= \dot{y}_i - \alpha \dot{x}_{\tau_2 - \tau_1} \\ &= \frac{1}{\tau'} [-\beta e_i + \mu_2 f\left(\frac{y_i, \tau_1}{\alpha}\right) + \mu f(x_{\tau_2}) - \alpha\mu_1 f(x_{\tau_2}) + \epsilon \sum_{j=1}^N G_{ij} e_j], \end{aligned} \quad (6)$$

according to Eq.(5), $f\left(\frac{y_i, \tau_1}{\alpha}\right)$ contained in Eq.(6) can be expressed as $f(x_{\tau_2})$. Therefore, combining Eq.(4), Eq.(6) can be reduced as

$$\dot{e}_i = \frac{1}{\tau'} [-\beta e_i + \epsilon \sum_{j=1}^N G_{ij} e_j]. \quad (7)$$

Consider a Lyapunov function in the form

$$V = \frac{1}{2} \sum_{i=1}^N e_i^2, \quad (8)$$

according to the Lyapunov stability theory [22], if the function (8) satisfies the following conditions

$$\begin{cases} V(\mathbf{e}) > 0 & \text{if } \mathbf{e} \neq 0, \\ V(\mathbf{e}) = 0 & \text{if } \mathbf{e} = 0, \end{cases} \quad (9)$$

and

$$\begin{cases} \dot{V}(\mathbf{e}) < 0 & \text{if } \mathbf{e} \neq 0, \\ \dot{V}(\mathbf{e}) = 0 & \text{if } \mathbf{e} = 0, \end{cases} \quad (10)$$

then \mathbf{e} will asymptotically converge to zero as time tends to infinity leading to $\lim_{t \rightarrow \infty} \|y_i - \alpha x_{\tau_2 - \tau_1}\| = 0$, i.e., projective-anticipating, projective, and projective-lag synchronization of time-delayed chaotic systems can be realized on ER networks.

Surely, the Lyapunov function (8) satisfies the condition (9). For the condition (10), from Eqs. (7) and (8), we get

$$\begin{aligned} \dot{V} &= \sum_{i=1}^N e_i \dot{e}_i \\ &= \frac{-\beta}{\tau'} \sum_{i=1}^N e_i^2 + \frac{\epsilon}{\tau'} \sum_{i=1}^N \sum_{j=1}^N e_i G_{ij} e_j \\ &= \mathbf{e} G' \mathbf{e}^T, \end{aligned} \quad (11)$$

where $G' = \frac{\epsilon}{\tau'} G - \frac{\beta}{\tau'} I_N$, $\mathbf{e} = (e_1, e_2, \dots, e_N)$. Because G have zero row-sum matrix, according to the stability theory and the Gerschgorin's disk theorem, we can obtain that the sufficient stability condition for the synchronized manifold (5) can be written as $\frac{\beta}{\tau'} > 0$ and $\frac{\epsilon}{\tau'} > 0$. Under this sufficient stability and existence conditions (4), with the change of magnitude relation between feedback delay time τ_1 and coupling delay time τ_2 , we can observe different types of projective synchronization. Let $\Delta_\tau = |\tau_2 - \tau_1|$. If $\tau_2 < \tau_1$, the synchronization manifold $y_i = \alpha x_{\tau_2 - \tau_1}$ (5) can be written as $y_i(t) = \alpha x(t + \Delta_\tau)$, i.e., we can observe projective-anticipating synchronization. If $\tau_2 = \tau_1$, the synchronization manifold $y_i = \alpha x_{\tau_2 - \tau_1}$ (5) can be written as $y_i(t) = \alpha x(t)$, i.e., we

can observe exact projective synchronization. When $\tau_2 > \tau_1$, we can derive $y_i(t) = \alpha x(t - \Delta_\tau)$, that is to say, projective-lag synchronization can be observed.

Remark 1 The value of scaling factor α has no effect on the error dynamics of the system (Eq. (7)) because the values of \dot{e}_i are independent of the scaling factor α . So we can arbitrarily direct the scaling factor α onto any desired value.

III. NUMERICAL SIMULATIONS

In this section, we give two illustrative examples.

Remark 2 Because the whole response dynamical networks realize complete synchronization, we can get the projective-anticipating, projective, and projective-lag synchronization between the drive system and the response dynamical networks with the same scaling factor α .

Remark 3 In the first example and the second one, the ER networks consist of $1 + N = 1001$ nodes. In response dynamical networks systems, connectivity probability is $p = 0.01$. Because the size of ER networks is large, it is difficult to get the numerical results between the drive system and the whole response dynamical networks. In simulations, we give the numerical results with three arbitrarily selected response systems. If they can achieve projective-anticipating, projective, and projective-lag synchronization with the drive system x , the other response systems can do it with the same scaling factor α .

Example 1. Consider the nodes of the drive-response dynamical networks are Ikeda systems as follows:

$$\dot{x}(t) = -\beta x(t) + \mu_1 \sin(x_{\tau_1}), \quad (12a)$$

$$\dot{y}_i(t) = -\beta y_i(t) + \mu_2 \sin\left(\frac{y_{i,\tau_1}}{\alpha}\right) + \mu \sin(x_{\tau_2}) + \epsilon \sum_{j=1}^N G_{ij} y_j, \quad (i = 1, 2, \dots, N) \quad (12b)$$

with $\beta > 0$ and $\mu_{1,2} < 0$. Here, β is the relation coefficient for the drive system x and response dynamical networks y_i , $\mu_{1,2}$ is proportional to the power of the incident light, the delay τ_1 is the time required for light to make a round trip in the cavity. Ikeda model was introduced to investigate the dynamics of an optical bistable resonator, playing an important role in electrical and physiological study and is well known for delay-induced chaotic behavior [7, 30].

In the following, we will confirm that the numerical simulations fully support the analytical results presented above. The coupling strength in response dynamical networks is set as $\epsilon = 0.1$. If

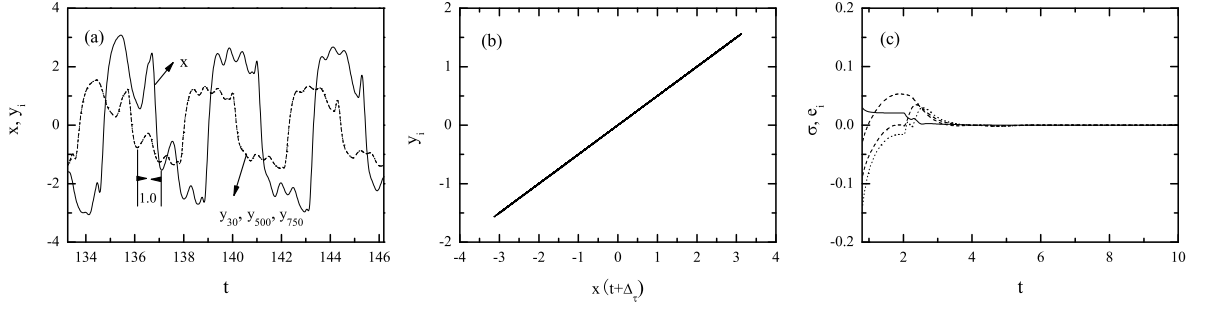


FIG. 1: Projective-anticipating synchronization for $\alpha = 0.5, \beta = 5, \tau_1 = 2, \tau_2 = 1, \mu_1 = -16, \mu_2 = -0.2, \mu = -7.8$: (a) The time series of the driver system $x(t)$ (solid line) and the driven systems $y_i(t)$ (dotted line); (b) synchronization manifold between $x(t + \Delta\tau)$ and $y(t)$, $\Delta\tau = |\tau_2 - \tau_1|$; (c) the time series of the error systems σ (solid line) and e_i (dotted line).

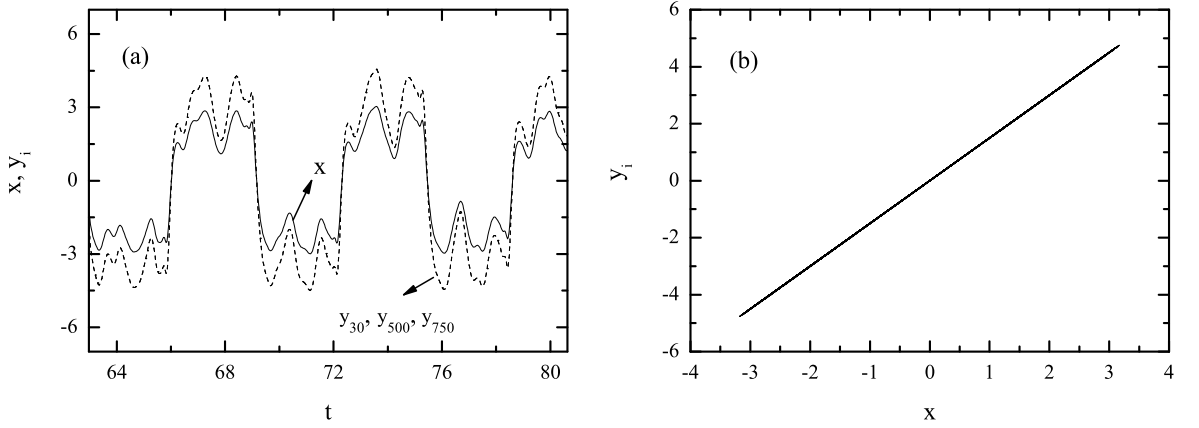


FIG. 2: Exact projective synchronization for $\alpha = 1.5, \beta = 5, \tau_1 = 3, \tau_2 = 3, \mu_1 = -16, \mu_2 = -0.4, \mu = -23.6$: (a) The time series of the driver system $x(t)$ (solid line) and the driven systems $y_i(t)$ (dotted line), (b) the synchronization between $x(t)$ and $y_i(t)$.

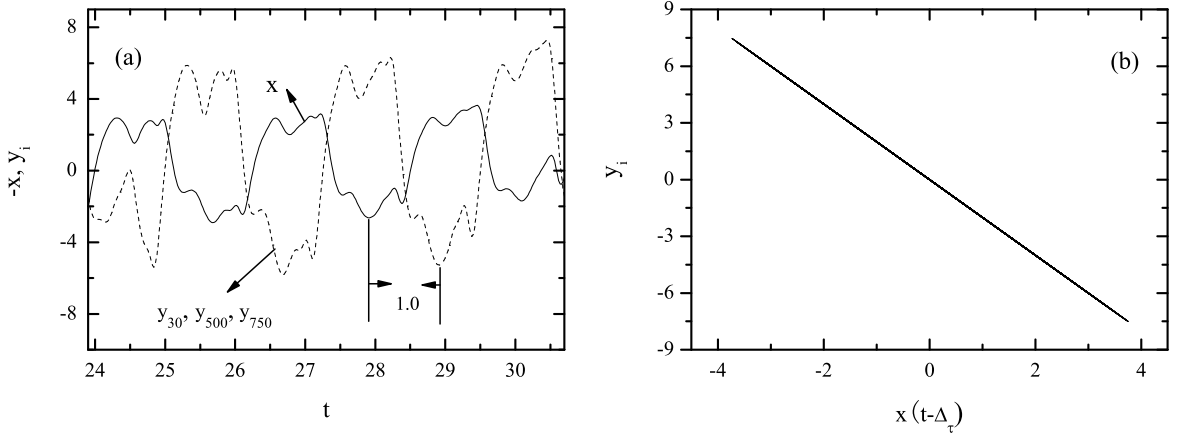


FIG. 3: Projective-lag synchronization for $\alpha = -2.0, \beta = 5, \tau_1 = 1, \tau_2 = 2, \mu_1 = -20, \mu_2 = -0.5, \mu = 40.5$: (a) The time series of the driver system $-x(t)$ (solid line) and the driven systems $y_i(t)$ (dotted line); (b) the synchronization between $x(t - \Delta_\tau)$ and $y_i(t)$, $\Delta_\tau = \tau_2 - \tau_1$.

$\tau_2 < \tau_1$, one can observe the projective-anticipating synchronization for parameters $\alpha = 0.5, \beta = 5, \tau_1 = 2, \tau_2 = 1, \mu_1 = -16, \mu_2 = -0.2, \mu = -7.8$, with the anticipating time $\Delta_\tau = |\tau_2 - \tau_1| = 1$. In Fig. 1(a), we can observe that the driven systems anticipates the driver, at the same time, the amplitude of $x(t + 1)$ and $y_i(t)$ correlates with each other by $y_i(t) = 0.5x(t + 1)$. Figure 1(b) shows the time-shifted plot of $x(t + 1)$ and $y_i(t)$. It is clear from the scales of the coordinate axes that the slope of the line is 0.5. In Fig. 1(c), we give numerical results of the time series of the error systems $\sigma = \frac{1}{N} \sum_{i=1}^N |y_i(t) - \langle y_i(t) \rangle|$ and e_i , where $\langle \cdot \rangle$ indicates the average of nodes of response dynamical networks. From it we can see that the whole response dynamical networks already realize complete synchronization when projective-anticipating synchronization among drive-response complex dynamical networks can be observed. With $\tau_1 = \tau_2$, we can observe the exact projective synchronization between Eqs. (12a) and (12b) for parameters $\alpha = 1.5, \beta = 5, \tau_1 = 3, \tau_2 = 3, \mu_1 = -16, \mu_2 = -0.4, \mu = -23.6$. From Fig. 2(a), one can find that the phase angle between the synchronized trajectories is zero. It reduces to the complete synchronization if $\alpha = 1.0$. From Fig. 2(b), we can see the synchronization between $x(t)$ and $y_i(t)$ for $\alpha = 1.5$. For coupling delay τ_2 being larger than feedback delay τ_1 , we can observe the projective-lag synchronization for parameters $\alpha = -2.0, \beta = 5, \tau_1 = 1, \tau_2 = 2, \mu_1 = -20, \mu_2 =$

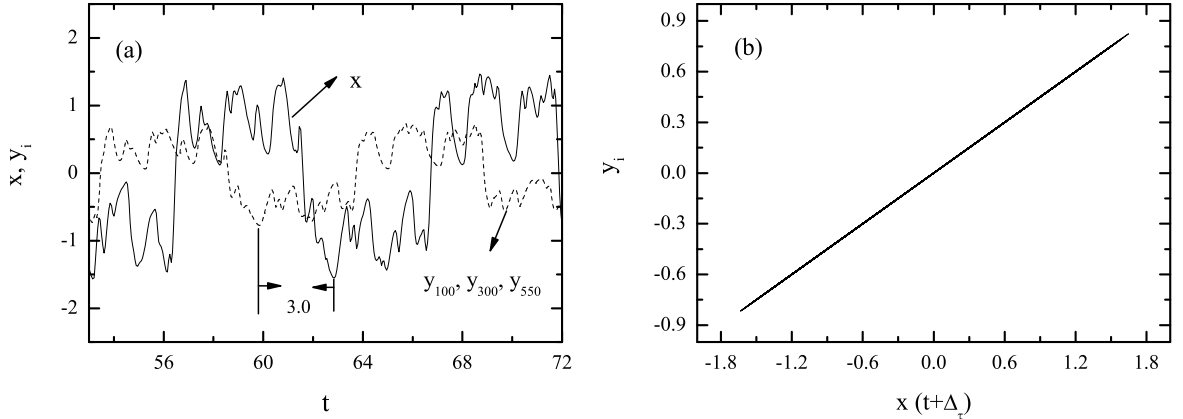


FIG. 4: Projective-anticipating synchronization for $\alpha = 0.5, \beta = 6, \tau_1 = 5, \tau_2 = 2, \mu_1 = -14, \mu_2 = -0.2, \mu = -6.8$: (a) The time series of the driver system $x(t)$ (solid line) and the driven systems $y_i(t)$ (dotted line); (b) synchronization manifold between $x(t + \Delta_\tau)$ and $y(t)$, $\Delta_\tau = |\tau_2 - \tau_1|$.

$-0.5, \mu = 40.5$. In Fig. 3(a), $-x(t)$ instead of $x(t)$ is convenient for our study. The response systems lag the state of the drive system with constant lag time $\Delta_\tau = \tau_2 - \tau_1 = 1$ and the amplitude of the driver's and driven's state variables is correlated by $y_i(t) = -2x(t - 1)$. The time-shifted plot of $x(t - 1)$ and $y(t)$ is shown in Fig. 3(b). It is also clear from the scales of the coordinate axes that the slope of the line is -2.0 .

Example 2. Consider the nodes of the drive-response dynamical networks are Mackey-Glass systems as follows:

$$\dot{x}(t) = -\beta x(t) + \mu_1 x_{\tau_1} / (1 + x_{\tau_1}^b). \quad (13a)$$

Initially, it was introduced as a model of blood generation for patients with leukemia. $x(t)$ represents the density of circulating cells at time t , when it is produced, and x_{τ_1} is the density when the "request" for more blood cells is made. Later, this system became popular in chaos theory as a model for producing high-dimensional chaos to test various methods of chaotic time-series analysis, controlling chaos, etc. The electronic analog of this system has been proposed by Pyragas and

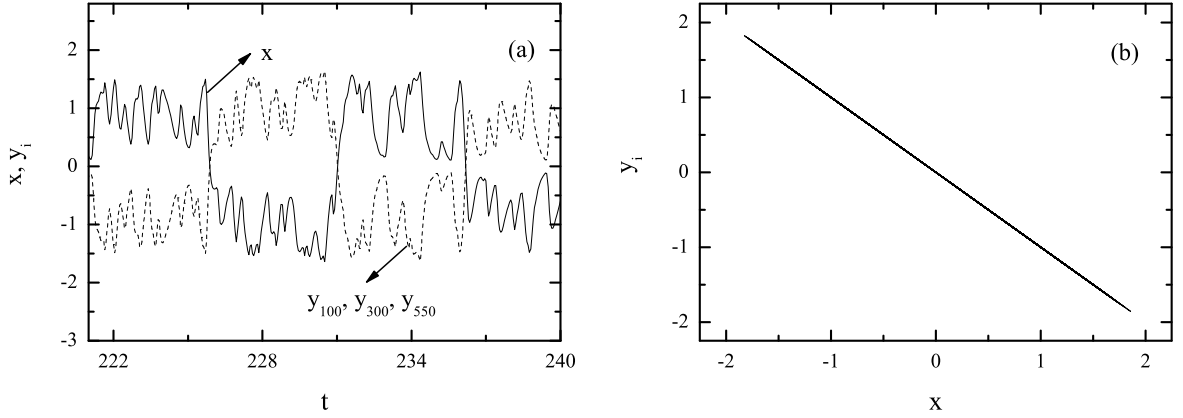


FIG. 5: Anti-phase synchronization for $\alpha = -1.0, \beta = 6, \tau_1 = 5, \tau_2 = 5, \mu_1 = -16, \mu_2 = -0.2, \mu = 16.2$: (a) The time series of the driver system $x(t)$ (solid line) and the driven systems $y_i(t)$ (dotted line), (b) the synchronization between $x(t)$ and $y_i(t)$.

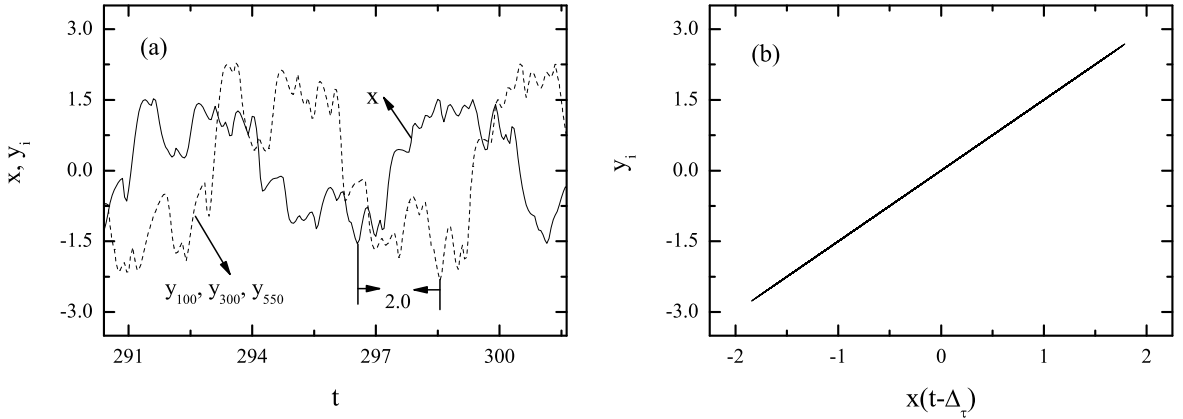


FIG. 6: Projective-lag synchronization for $\alpha = 1.5, \beta = 6, \tau_1 = 3, \tau_2 = 5, \mu_1 = -16, \mu_2 = -0.2, \mu = -23.8$: (a) The time series of the driver system $x(t)$ (solid line) and the driven systems $y_i(t)$ (dotted line); (b) the synchronization between $x(t - \Delta_\tau)$ and $y_i(t)$, $\Delta_\tau = \tau_2 - \tau_1$.

his collaborators [31]. The response dynamical network systems are written as

$$\dot{y}_i(t) = -\beta y_i(t) + \mu_2(y_{i,\tau_1}/\alpha)/(1 + (y_{i,\tau_1}/\alpha)^b) + \mu x_{\tau_2}/(1 + x_{\tau_2}^b) + \epsilon \sum_{j=1}^N G_{ij} y_j, \quad (i = 1, 2, \dots, N). \quad (13b)$$

In our simulation, the coupling strength in response dynamical networks is set as $\epsilon = 0.2$. With τ_2 being less than τ_1 , one can observe the projective-anticipating synchronization for parameters $\alpha = 0.5, \beta = 6, \tau_1 = 5, \tau_2 = 2, \mu_1 = -14, \mu_2 = -0.2, \mu = -6.8$, with the anticipating time $\Delta_\tau = |\tau_2 - \tau_1| = 3$. In Fig. 4(a), We observe that the driven systems anticipates the driver, at the same time, the amplitude of $x(t+3)$ and y_i correlates with each other by $y_i(t) = 0.5x(t+3)$. Figure 4(b) shows the time-shifted plot of $x(t+3)$ and y_i . It is clear from the scales of the coordinate axes that the slope of the line is 0.5. With $\tau_2 = \tau_1$, one can observe the exact projective synchronization for parameters $\alpha = -1.0, \beta = 6, \tau_1 = 5, \tau_2 = 5, \mu_1 = -16, \mu_2 = -0.2, \mu = 16.2$. When $\alpha = -1.0$, we observe the anti-phase synchronization shown in Fig. 5(a), synchronized chaotic attractors with an anti-phase pattern where the phase angle between the synchronized trajectories is π . From Fig. 5(b), we see the anti-phase synchronization between $x(t)$ and $y_i(t)$. With τ_2 being larger than τ_1 , one can observe the projective-lag synchronization for parameters $\alpha = 1.5, \beta = 6, \tau_1 = 3, \tau_2 = 5, \mu_1 = -16, \mu_2 = -0.2, \mu = -23.8$. In Fig. 6(a), We can observe that in this case the response systems lag the state of the drive system with constant lag time $\Delta_\tau = \tau_2 - \tau_1 = 2$ and the amplitude of the driver's and driven's state variables is correlated by $y_i(t) = 1.5x(t-2)$. Figure 6(b) shows the time-shifted plot of $x(t-2)$ and $y_i(t)$.

IV. CONCLUSION

To summarize, we have analytically estimated and numerically simulated projective-anticipating, projective, and projective-lag synchronization properties of time-delayed chaotic systems related to optical bistable or hybrid optical bistable device on random dynamical networks. Our work may lead to several advantages over existing work:(1) It is capable of realizing projective-anticipating and projective-lag synchronization of a general class of time-delayed chaotic system related to optical bistable or hybrid optical bistable device on random networks, while previous work [12, 13] only mentioned projective-anticipating and projective-lag synchronization on only two coupled chaotic systems. (2) Although previous work [17] has achieved

projective synchronization on complex dynamical networks, the dynamics of the nodes are coupled partially linear chaotic systems; we realize projective synchronization of time-delayed chaotic systems on random dynamical networks, without the limitation of the partial-linearity; so it can be considered as an extension of the dynamics of each individual node from partially linear chaotic systems to non-partially-linear chaotic systems, or an extension from finite-dimension to infinite-dimensional chaotic systems. According to the Lyapunov stability theory, we have achieved the sufficient stability and necessary conditions for the projective-anticipating, projective, and projective-lag synchronization manifolds. We derive that the transition among projective-anticipating, projective, and projective-lag synchronizations can be achieved by adjusting the magnitude relation between the feedback delay time and the coupling delay time. The validity and feasibility of our method have been verified by computer simulations of Ikeda and Mackey-Glass systems.

Acknowledgments

This work is partially supported by the National Natural Science Foundation of China (No. 10775060). X.-J.X acknowledges financial support from FCT (Portugal), Grant No. SFRH/BPD/30425/2006.

-
- ¹ L.M. Pecora and T.L. Carroll, Phys. Rev. Lett. **64**, 821 (1990) .
 - ² N.F. Rulkov, M.M. Sushchik, L.S. Tsimring, and H.D.I. Abarbanel, Phys. Rev. E **51**, 980(1995) .
 - ³ M.G. Rosenblum, A.S. Pikovsky, and J. Kurths, Phys. Rev. Lett. **76**, 1804(1996) .
 - ⁴ L.Y. Cao and Y.C. Lai, Phys. Rev. E **58**, 382(1998) .
 - ⁵ R. Mainieri and J. Rehacek, Phys. Rev. Lett. **82**, 3042 (1999) .
 - ⁶ M.G. Rosenblum, A.S. Pikovsky, and J. Kurths, Phys. Rev. Lett. **78**, 4193(1997) .
 - ⁷ H.U. Voss, Phys. Rev. Lett. **87**, 014102(2001); C. Masoller, Phys. Rev. Lett. **86**, 2782(2001).
 - ⁸ C.Y. Chee and D. Xu, Chaos, Solitons and Fractals **23**, 1063(2005).
 - ⁹ D.L. Xu, Phys. Rev. E **63**, 027201(2001).
 - ¹⁰ G.L. Wen and D.L. Xu, Phys. Lett. A **333**, 420(2004) .
 - ¹¹ C.F. Feng, Y. Zhang, and Y.H. Wang, Chin. Phys. Lett. **23**, 1418(2006); C.F. Feng, Y. Zhang, J.T. Sun,

- W. Qi, and Y.H. Wang, *Chaos, Solitons and Fractals*, in press (doi:10.1016/j.chaos.2007.01.037).
- ¹² T.M. Hoang and M. Nakagawa, *Phys. Lett. A*, **365**, 407(2007).
- ¹³ T.M. Hoang and M.J. Nakagawa, *J. Phys. Soc. Jap.* **75**, 094801(2006).
- ¹⁴ R. Albert and A.-L. Barabási, *Rev. Mod. Phys.* **74**, 47(2002).
- ¹⁵ T. Nishikawa, A.E. Motter, Y.C. Lai, and F.C. Hoppensteadt, *Phys. Rev. Lett.* **91**, 014101(2003); S.J. Wang, X.J. Xu, Z.X. Wu, and Y.H. Wang, *Phys. Rev. E* **74**, 041915(2006).
- ¹⁶ H. Hong, M.Y. Choi, and B.J. Kim, *Phys. Rev. E* **65**, 026139(2002); X. Zhang, X.J. Xu, and Y.H. Wang, *Physica A* **371**, 790(2006).
- ¹⁷ M.F. Hu, Y.Q. Yang, Z.Y. Xu, R. Zhang, and L.X. Guo, *Physica A* **381**, 457(2007).
- ¹⁸ R.D. Traub, R. Miles, and R.K.S. Wong, *Science* **243**,1319 (1989).
- ¹⁹ J. Foss, A. Longtin, B. Mensour, and J. Milton, *Phys. Rev. Lett.* **76**, 708(1996).
- ²⁰ K. Pyragas, *Phys. Rev. E* **58**, 3067(1998).
- ²¹ C. Masoller, *Chaos* **7**, 455(1997).
- ²² R. He and P. G. Vaida, *Phys. Rev. A* **46**, 7387(1992).
- ²³ P. Erdős and A. Rényi, *Publ. Math.* **6**, 290(1959).
- ²⁴ J.N. Li and B.L. Hao, *Commun. Theor. Phys.* **11**, 265(1989) .
- ²⁵ K. Ikeda, H. Daido, and O. Akimoto, *Phys. Rev. Lett.* **45**, 709(1980); K. Ikeda, K. Kondo, and O. Akimoto, *Phys. Rev. Lett.* **49**, 1467(1982).
- ²⁶ R. Vallée and C. Delisle, *Phys. Rev. A* **34**, 309(1986) ; *Can. J. Phys.* **61**, 1143(1983).
- ²⁷ H.J. Zhang, J.H. Dai, P.Y. Wang, C.D. Jin, and L.M. Narducci, *ACTA Physica Sinica* **33**, 1024(1984); J.P. Goedgebuer, L. Larger, and H. Porte, *Phys. Rev. E* **57**, 2795(1998).
- ²⁸ M.C. Mackey and L. Glass, *Science* **197**, 287(1977).
- ²⁹ J. Jost and M.P. Joy, *Phys. Rev. E* **65**, 016201(2002).
- ³⁰ E. M. Shahverdiev, *Phys. Rev. E* **70**, 067202(2004); C. Masoller and D.H. Zanette, *Physica A* **300**, 359(2001).
- ³¹ A. Namajūnas, K. Pyragas, and A. Tamaševičius, *Phys. Lett. A* **201**, 42(1995); A. Kittel, J. Parisi and K. Pyragas, *Physica D* **112**, 459(1998).