

Nonlinear tunable metamaterials for microwave frequencies

Ilya V. Shadrivov¹, Alexander B. Kozyrev², Daniel W. van der Weide², and Yuri S. Kivshar¹

¹*Nonlinear Physics Center, Research School of Physical Sciences and Engineering,
Australian National University, Canberra ACT 0200, Australia*

²*Department of Electrical and Computer Engineering,
University of Wisconsin-Madison, Madison WI 53706, USA*

We study the properties of the tunable nonlinear metamaterial operating at microwave frequencies. We fabricate the metamaterial composed of split-ring resonators and wires where a varactor diode is introduced into each resonator so that the magnetic resonance can be tuned dynamically by varying the amplitude of the propagating electromagnetic waves. We show that at higher powers the transmission of the metamaterial becomes power-dependent, and the metamaterial demonstrates nonlinear properties, as suggested earlier [A. Zharov *et al.*, Phys. Rev. Lett. **91**, 037401 (2003)]. We demonstrate the power-induced shift of the left-handed transmission band, selective generation of higher harmonics, as well as enhancement or suppression of the wave transmission.

PACS numbers: 41.20.Jb, 42.25.Bs, 42.65.-k

Introduction. Specially engineered microstructured metamaterials demonstrating many intriguing properties for the propagation of electromagnetic waves such as negative refraction have been studied extensively during recent years (see, e.g., the review paper [1] and references therein). Typically, such metamaterials are fabricated as composite structures created by many identical resonant scattering elements with the size much smaller than the wavelength of the propagating electromagnetic waves; such microstructured materials can be described in terms of macroscopic quantities—electric permittivity ϵ and magnetic permeability μ . By carefully designing the individual unit cell of metamaterials, one may construct composites with effective properties not occurring in nature.

Split-ring resonators (SRRs) are the key building blocks for the composite metamaterials, in particularly the materials having the negative refractive index [2]. Recent theoretical studies have demonstrated how to dynamically tune or modulate the electromagnetic properties of metamaterials [3, 4, 5, 6, 7] and the fabrication of nonlinear SRRs has been demonstrated by placing a varactor diode [8] or a photosensitive semiconductor [9] within the gap of the resonator. The diode allows the SRR element to be tuned by an applied dc voltage or by a high-power signal as was shown already in experiment [8, 10]. These recent advances open a way for both fabrication and systematic study of nonlinear tunable metamaterials which may change their properties such as the transmission characteristics by varying the amplitude of the input electromagnetic field.

It was shown theoretically that nonlinear metamaterials can demonstrate many intriguing novel features such as unconventional bistability [3, 11], backward phase-matching and harmonic generation [12, 13, 14], modulational instability [15], discrete breathers [16] and sub-wavelength solitons [17], as well as parametric shielding of electromagnetic fields [18]. Some of these features have already been experimentally observed in nonlinear left-handed transmission lines which are model systems al-




FIG. 1: (color online) Photograph of the nonlinear tunable metamaterial created by square arrays of wires and nonlinear SRRs. Each SRR contains a varactor (see also the enlarged photo in the inset) which provides power-dependant nonlinear response.

lowing for combining nonlinearity and anomalous dispersion [19, 20, 21]. Importantly, in such composite structures the microscopic electric fields can become much higher than the macroscopic electric field carried by the propagating electromagnetic waves. This provides a simple physical mechanism for enhancing nonlinear effects in the resonant structure with the left-handed properties. Moreover, a very attractive goal is to create tunable metamaterial structures where the field intensity changes the properties of a composite structure enhancing or suppressing the wave transmission.

In this Letter, we report on the fabrication and experimental studies of the properties of the first nonlinear tunable metamaterial operating at microwave frequencies. Such a metamaterial was fabricated by modifying the properties of SRRs and introducing varactor diodes in each SRR element of the composite structure [8, 10], such that the whole structure becomes dynamically tunable by varying the amplitude of the propagating electromagnetic waves. In particular, we demonstrate the power-

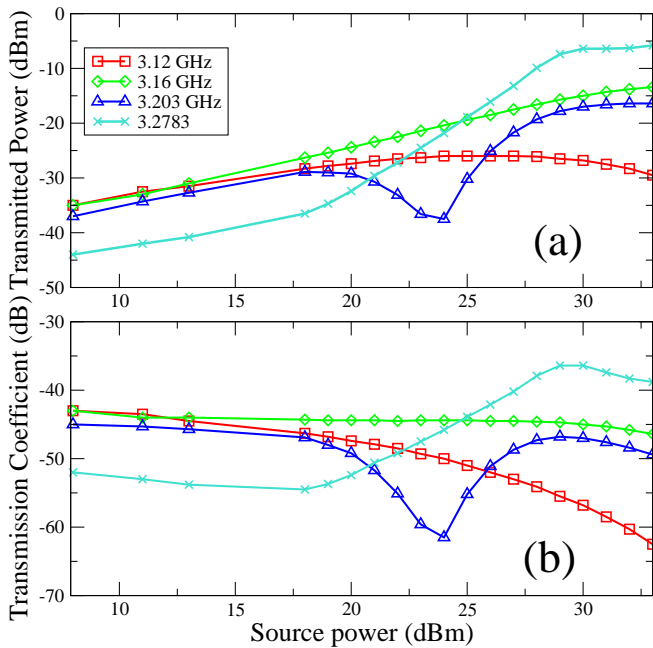


FIG. 2: (color online) Experimentally measured transmitted power (top) and transmission coefficient (bottom) vs. output power for different frequencies. Depending on the frequency, the metamaterial behaves as linear (green curve) or strongly nonlinear with different types of nonlinearity (three remaining curves).

dependent transmission of the left-handed and magnetic metamaterials at higher powers, as was suggested earlier theoretically [3], selective generation of higher harmonics, and we realize the nonlinearity-dependent enhancement or suppression of the transmission of a novel type of dynamically tunable magnetic metamaterial.

Sample fabrication. Metamaterial sample (see Fig. 1) is fabricated from 0.5 mm thick Rogers R4003 printed circuit boards with nominal dielectric constant of 3.4. Our design allows for reconfiguring metamaterial structures by rearranging the same boards. In particular, we make *three sets* of dielectric boards with the appropriate slot allocations: (i) without any metallization; (ii) with tin coated copper nonlinear SRRs; (iii) with tin coated copper wires. Combining these boards in different pairs, we can archive different types of composite media, including a wire medium; nonlinear magnetic metamaterial (MMM); and nonlinear left-handed metamaterial (LHM). Photograph of one of the nonlinear LHM structures is shown in Fig. 1. Each SRR contains variable capacity diode (model Skyworks SMV-1405) which introduces nonlinear current-voltage dependence and resulting nonlinear magnetic dipole moment to each SRR [10]. In terms of effective medium parameters, the manufactured structure has nonlinear magnetization and nonlinear effective magnetic permittivity [3]. Arrays of SRRs and wires form a square lattice with $29 \times 4 \times 1$ unit cells of the size of 10.5mm.

Nonlinear left-handed metamaterial. First, to identify

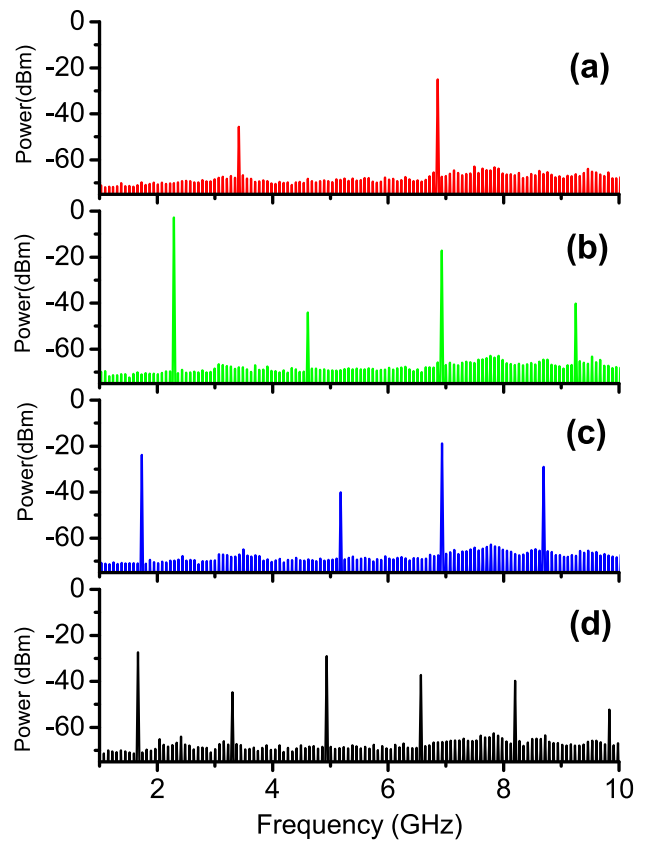


FIG. 3: (color online) Spectra of the signals detected by the receiving antenna located behind the nonlinear LHM slab for different source frequencies: (a) 3.415 GHz; (b) 2.29 GHz; (c) 1.733 GHz, (d) 1.668 GHz. Power at the input antenna is +30 dBm.

the effect of the nonlinearity we measure the transmission properties of this tunable metamaterial for different values of the input power. To measure the electromagnetic field scattering on our samples, the metamaterial slab is placed in a parallel plate waveguide. The planes of SRRs are aligned perpendicular to the parallel plate surfaces. The input antenna is placed at the midpoint of the lower plate, 2 mm from the metamaterial slab, in front of the central unit cell, and it consists of a teflon-coated conductor of 1.26 mm diameter and 11 mm long. The teflon coating provides a better energy coupling into the waveguide for the wavelengths of interest. The antenna is positioned perpendicular to the bottom plate. Close positioning of the source antenna to the metamaterial was chosen in order to provide high energy level in the metamaterial sample in order to observe nonlinear effects. An identical antenna is placed in the center of the top plate, and is used as receiver for spectra measurements and for raster scan of the electric field distribution in the horizontal plane. The input antenna is excited using an Agilent E8364A vector network analyzer, which output is amplified by HP 83020A 38dB amplifier. The receiving antenna is located 2cm behind the metamate-

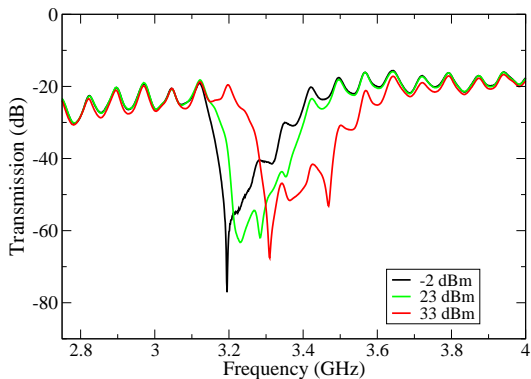


FIG. 4: (color online) Transmission coefficients for magnetic metamaterial at different power levels.

rial slab, and it is connected to the network analyzer as well. The measurements of the electric field inside the waveguide are evaluated in terms of the magnitude and phase of S_{21} between the source and receiver antenna. Due to the two-dimensional nature of the parallel plate waveguide, as well as symmetry of our sample, the electric field in the scanned area is expected to remain polarized mainly perpendicular to the plane of the plates.

Figures 2(a,b) show the experimentally measured transmitted power (a) and transmission coefficient (b) as functions of the source power for different frequencies. The measurement is performed for the SRR-wire structure. Due to the nonlinearity-induced shift of the resonant frequency of SRRs, studied earlier for a single SRR [10], the transmission of the metamaterial sample becomes dependent on the input power. In particular, depending on the value of the frequency, the metamaterial behaves as linear or strongly nonlinear, as shown in Figs. 2(a,b).

In addition to the resonance shift measurements, we have studied harmonic generation in nonlinear left-handed metamaterial. In particular, we have measured the spectrum of the transmitted signal for different frequencies of the incident electromagnetic wave. For this purpose, the input antenna was fed by the signal generated by an Agilent E4428C ESG vector signal generator and amplified by 38dB amplifier. The signal detected by the receiving antenna behind the metamaterial slab was analyzed using Agilent E4448A PSA Series spectrum analyzer. Location of the antennas was the same as in the previously described transmission coefficient measurements.

Figure 3 shows spectra of the signal detected by the receiving antenna behind the nonlinear LHM slab. Varying the input frequency, we observed efficient selective harmonic generation. Namely second (Fig. 3(a)), third (Fig. 3(b)) and fourth (Fig. 3(c)) harmonics were selectively generated. Moreover, the generation of a comb-like signal was also observed (see Fig. 3(d)).

Selective generation of higher harmonics observed in our experiments is related to the transmission proper-

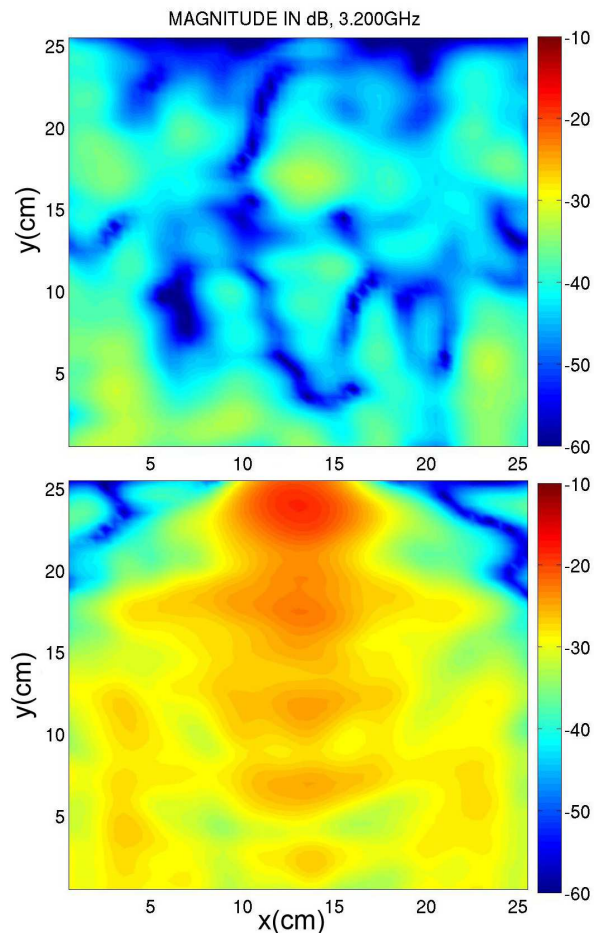


FIG. 5: (color online) Electric field distribution behind the magnetic metamaterial slab at 3.2 GHz: (top) for low source power (0 dBm); (bottom) high source power (30 dBm). The metamaterial slab and the source are above the shown scanned area.

ties of the metamaterial. A particular harmonics dominates over fundamental harmonic and the other higher harmonics when its frequency corresponds to the transparency band. Results of the transmission coefficient measurements performed on our nonlinear LHMs indicate a RH transparency band with maximum transparency at around 7 GHz. This value agrees well with the values of the higher harmonics dominating in our measurements. Furthermore, presence of very high order harmonics in the spectrum of the transmitted signal manifests strong nonlinearity inside the metamaterial which potentially may lead to significant enhancement of nonlinear processes in artificial metamaterials as compared to conventional materials.

Nonlinear magnetic metamaterial. In order to analyze the power-induced shift of the magnetic resonance due to the varactor diodes introduced into SRRs, we measure the transmission of the magnetic metamaterial (just array of SRRs) for different values of the input power. Figure 4 shows the dependence of the transmission coef-

ficient on the frequency at three different values of the input power. Similar to the effects observed for a single SRR [8, 10], the resonant frequency is shifted to right when the input power grows. These results show that, by selecting the operational frequency near the resonance, we may change dramatically the transmission properties of the metamaterial by varying the input power.

In the case of strong losses in metamaterial, the dependence of the transmission coefficients on the amplitude of the incident field is smooth, since the hysteresis [3] is suppressed by losses. If we select the input frequency in the regime when the metamaterial is not transparent (low frequency edge of the resonance), a change of the input power will lead to a shift of the resonant frequency and an initially opaque composite metamaterial becomes transparent with the growth of the incident field amplitude [22].

Figure 5 demonstrates an example of such tunable transmission. Shown is the distribution of the electric field behind the magnetic metamaterial slab at 3.2 GHz for low source power when the metamaterial is mostly opaque, and for higher source power when the metamaterial becomes transparent. Thus, the material properties such as transmission can be switched to the transparency regime. The intensity of electromagnetic wave produced by a point source is non-uniform, thus the shift of resonances of individual SRRs is inhomogeneous inside the metamaterial structure. The SRRs closer to the source will experience stronger fields and thus it is expected that only the central part of the metamaterial will become transparent. Our observation confirm this effect by a narrow aperture of the beam emerging from

the metamaterial (see Fig. 5 (bottom)).

In the same metamaterial sample we observe the opposite effect. Namely, at the high frequency side of the resonance the transmission is suppressed by the nonlinearity. While the metamaterial is transparent for low powers, the increase of the wave amplitude makes part of the metamaterial opaque, and it prevents the radiation to go through the sample.

In conclusion, we have fabricated and analyzed the first tunable nonlinear metamaterial operating at microwave frequencies. The microwave metamaterial is composed of split-ring resonators and wires where each split-ring resonator has a varactor diode, and it can be tuned dynamically by varying the input amplitude of the propagating electromagnetic waves. We have shown that such nonlinear metamaterials demonstrate the power-induced shift of the left-handed band, selective generation of higher harmonics, and nonlinearity-induced enhancement or suppression of the transmission, as predicted earlier theoretically. We believe our experimental results open a door for a systematic study of many intriguing novel features of nonlinear metamaterials earlier considered only theoretically.

Two of the authors (IS and YK) thank D. Powell, V. Shalaev, D. Smith, C. Soukoulis, and A. Zharov for useful discussions and suggestions. The work has been supported by the Australian Research Council through the Discovery projects, by the Australian Academy of Science through a travel grant, and by the Air Force Office of Scientific Research (AFOSR) through the MURI program (grant F49620-03-1-0420).

-
- [1] C. Soukoulis, *Opt. Photonics News* **17**, 18 (2006), and references therein.
- [2] D. Smith, W. Padilla, D. Vier, S. Nemat-Nasser, and S. Schultz, *Phys. Rev. Lett.* **84**, 4184 (2000).
- [3] A. A. Zharov, I. V. Shadrivov, and Yu. S. Kivshar, *Phys. Rev. Lett.* **91**, 037401 (2003).
- [4] M. Lapine, M. Gorkunov, and K. H. Ringhofer, *Phys. Rev. E* **67**, 065601 (2003).
- [5] S. Lim, C. Caloz, and T. Itoh, *IEEE Trans. Microwave Theory Tech.* **52**, 26782690 (2004).
- [6] H.-T. Chen, W. J. Padilla, J. M. O. Zide, A. C. Gossard, A. J. Taylor, and R. D. Averitt, *Nature* **444**, 597 (2006).
- [7] I.V. Shadrivov and Yu.S. Kivshar, In: *“Physics of Negative Refraction and Negative Index Materials”*, Eds. C.M. Krowne and Y. Zhang (Springer-Verlag, Berlin Heidelberg, 2007), Chap. 12.
- [8] I. V. Shadrivov, S. K. Morrison, and Yu. S. Kivshar, *Opt. Express* **14**, 9344 (2006).
- [9] A. Degiron, J. J. Mock, and D. R. Smith, *Opt. Express* **15**, 1115 (2007).
- [10] D.A. Powell, I.V. Shadrivov, Yu.S. Kivshar, and M.V. Gorkunov, *Appl. Phys. Lett.* **91**, 144107 (2007).
- [11] M.W. Feise, I.V. Shadrivov, and Yu.S. Kivshar, *Appl. Phys. Lett.* **85**, 1451 (2004).
- [12] V.M. Agranovich, Y.R. Shen, R.H. Baughman, and A.A. Zakhidov, *Phys. Rev. B* **69**, 165112 (2004).
- [13] I.V. Shadrivov, A.A. Zharov, and Yu.S. Kivshar, *J. Opt. Soc. Am. B* **23**, 529 (2006).
- [14] A.K. Popov and V. Shalaev, *Opt. Lett.* **14**, 2169 (2006).
- [15] S. Wen, Y. Wang, W. Su, Y. Xiang, X. Fu, and D. Fan, *Phys. Rev. E* **73**, 036617 (2006).
- [16] N. Lazarides, M. Eleftheriou, and G.P. Tsironis, *Phys. Rev. Lett.* **97**, 157406 (2006).
- [17] Y. Liu, G. Bartal, D.A. Genov, and X. Zhang, *Phys. Rev. Lett.* **99**, 153901 (2007).
- [18] S. Feng and K. Halterman, *Phys. Rev. Lett.* **100**, 063901 (2008)
- [19] A.B. Kozyrev, H. Kim, A. Karbassi, and D.W. van der Weide, *Appl. Phys. Lett.*, **87**, 121109 (2005).
- [20] A.B. Kozyrev, H. Kim, and D.W. van der Weide, *Appl. Phys. Lett.* **88**, 264101 (2006).
- [21] A.B. Kozyrev and D.W. van der Weide, *Appl. Phys. Lett.*, **91**, 254111 (2007).
- [22] N.A. Zharova, I.V. Shadrivov, A.A. Zharov, and Yu.S. Kivshar, *Opt. Express* **13**, 1291 (2005).