

Energetic and Entropic Analysis of Mirror Symmetry Breaking Processes in a Recycled Microreversible Chemical System

Raphaël Plasson^{1*}, *Hugues Bersini*²

¹Nordita, Stockholm, Sweden, ²IRIDIA, ULB, Brussels, Belgium.

Abstract

Understanding how biological homochirality emerged remains a challenge for the researchers interested in the origin of life. During the last decades, stable non-racemic steady states of nonequilibrium chemical systems have been discussed as a possible response to this problem. In line with this framework, a description of recycled systems was provided in which stable products can be activated back to reactive compounds. The dynamical behaviour of such systems relies on the presence of a source of energy, leading to the continuous maintaining of unidirectional reaction loops. A full thermodynamic study of recycled systems, composed of microreversible reactions only, is presented here, showing how the energy is transferred and distributed through the system, leading to cycle competitions and the stabilization of asymmetric states.

Keywords: Homochirality, origin of life, thermodynamics, kinetics, microreversibility, protometabolism, recycled systems, APED model.

arXiv:0804.4834v3 [q-bio.BM] 20 Apr 2009

*rplasson@nordita.org

Introduction

The early origin of life cannot be studied without taking account the self-organization of chemical networks,¹ the emergence and antagonism of autocatalytic loops,² and the onset of energy fluxes driving the whole process.³ Such chemical networks are especially interesting to understand the appearance of biological homochirality — still one of the most prominent problems in the origin of life^{4,5} — as the destabilization of the racemic state resulting from the competition between enantiomers and from amplification processes concerning both competitors.⁶ The onset of biological homochirality can thus be conceived as a symmetry breaking phenomenon occurring in a nonequilibrium autocatalytic system leading to stable non-racemic steady states.⁷

Recent developments in those lines are aiming at the description of recycled systems,^{8,9} rather than open-flow systems.¹⁰ While traditional model systems are totally open, the energy input being brought by fluxes of the chiral subunits themselves, what we call “recycled systems” are instead closed to the chiral subunits but coupled to a flux of energetic compounds. In recycled systems, there is a constant number of chiral subunits that are driven away from the equilibrium state by an active process allowing to transform low-potential chiral subunits into high-potential ones.⁶ This absence of addition/removal process of chiral subunits, which are inherent to the Frank’s model, implies a necessary interconversion of chiral subunits to obtain a change of the initial imbalance (see Fig. 1). Reaction fluxes become thus necessary, going through some epimerization reactions, directed from the minor configuration towards the major one, that is, in a direction opposed to the thermodynamic one.

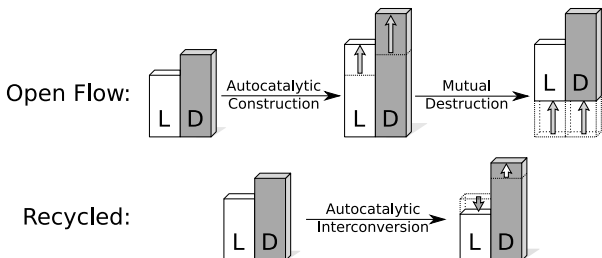


Figure 1: Schematic representation of the deracemization process in open-flow and recycled systems. Open-flow systems: the autocatalytic construction increases the absolute difference between L and D, and maintains the relative difference; mutual destruction maintains the absolute difference, and increases the relative difference. Recycled system: some of minor configuration compounds are converted to the major configuration, increasing both the absolute and relative differences between L and D.

While previous studies have focused on the kinetics aspects,⁹ the purpose of this work is to understand how such chemical dynamic systems can be conceived still obeying the thermodynamic laws. Our conceptual framework will lay an important emphasis on entropic exchanges.^{11,12} This approach requires to take into account the microreversibility of all reactions, even if they turn out to be quasi-irreversible, and to explicit the source of energy. These points can be neglected in a kinetic study,¹³ but are necessary to compute energetic quantities.

Departing from there, a nonequilibrium Onsager’s triangle of reactions¹⁴ will be analyzed to point out how chemical energy can be transferred into a chemical system and maintain a unidirectional reaction cycle. This will lead to the

description of nonequilibrium systems in terms of the reaction fluxes (that is, the *dynamics* of the systems), rather than the concentrations (that is, their *static* parameters). Finally, the APED system (Activation-Polymerization-Epimerization-Depolymerization system⁹) will be analyzed, showing how a recycled system of chiral subunits can be maintained in a non-racemic state by consuming chemical energy, and by driving this energy towards reaction cycles of autocatalytic inversion of chiral centers. An energetic and entropic analysis will show how this source of energy can be efficiently consumed.

General Relations

Let us consider a system constituted by r chemical reactions R_j , involving n compounds X_i . For each compound X_i , n fluxes of exchange of matter Φ_i can be established with the surrounding:

$$\Phi_i : \quad \varphi_i^e X_i \quad (1a)$$

$$R_j : \quad \sum_{i=1}^n \nu_{i,j}^- X_i \quad \xrightleftharpoons[k_{-j}]{k_j} \quad \sum_{i=1}^n \nu_{i,j}^+ X_i. \quad (1b)$$

The exchange flux^{15,c} φ_i^e is positive for incoming compounds, negative for outgoing compounds, and zero for non-exchanged compounds.¹⁵ The net stoichiometric coefficients are:

$$\nu_{i,j} = \nu_{i,j}^+ - \nu_{i,j}^-. \quad (2)$$

If $\nu_{i,j}^+ = 0$ and $\nu_{i,j}^- \neq 0$, X_i is a reactant of the reaction R_j . If $\nu_{i,j}^+ \neq 0$ and $\nu_{i,j}^- = 0$, X_i is a product. If $\nu_{i,j}^- = \nu_{i,j}^+ \neq 0$, X_i is a catalyst. If $\nu_{i,j}^+ \neq 0$, $\nu_{i,j}^- \neq 0$ and $\nu_{i,j} \neq 0$, X_i is an autocatalyst. If $\nu_{i,j}^- = \nu_{i,j}^+ = 0$, X_i does not participate in the reaction R_j .

The rate of appearance^{15,d} v_i in each compound X_i is the resultant from exchange fluxes and reaction fluxes (See Appendix from Eq. 40 to Eq. 46 for more details):

$$v_i = \varphi_i^e + \sum_{j=1}^r \nu_{i,j} \varphi_j. \quad (3)$$

The purpose of this study is to describe the circulation of matter and energy fluxes inside the system. Like appropriately underlined by Blackmond and Matar,^{13,16} all reactions must be described as microreversible^{15,e}. This means that in the equilibrium state, each reactions must obey detailed balance^{15,f}, implying that all independent fluxes φ_j are zero (see the Appendix part “Microreversibility and detailed balancing” for more details). As a consequence, direct and indirect kinetic constants (k_j and k_{-j}) must be consistently related with the thermodynamic equilibrium constant K_j .

An elegant way to automatically take into account all these relationships in complex chemical networks was described by Peusner and Mikulecky.¹⁷ An analogy between chemical networks and electric networks can be done, in which case a chemical reaction can be described by the resistive onset of chemical fluxes between reactant and product “nodes”. This can be done by defining one characteristic parameter per element: the Γ_j for each reaction, and the standard constant of formation $K_{f,i} = e^{-\frac{\Delta_f G_i^0}{RT}}$ for each compound. In that context, a given state of the system is totally specified by one variable for each element: the flux φ_j of each reaction, and the potential V_i of each compound.

The parameter V_i , characteristic of the state of the compound X_i is defined by:

$$V_i = \frac{x_i}{K_{f,i}} \quad (4)$$

$$= e^{\frac{\mu_i}{RT}}. \quad (5)$$

V_i is the activity of compound X_i (taken equal to its concentration x_i) corrected by its relative stability (reflected by its standard constant of formation $K_{f,i}$).

The parameter Γ_j , characteristic of the reaction R_j is defined by (See Appendix from Eq. 47 to Eq. 52 for more details):

$$\Gamma_j = k_{-j} \prod_{i=1}^n K_{f,i}^{\nu_{i,j}^+} = k_j \prod_{i=1}^n K_{f,i}^{\nu_{i,j}^-}. \quad (6)$$

Γ_j reflects the general speed of the reaction R_j in both directions. The effective constant rate is then equal to Γ_j (high values reflecting fast reaction) divided by the standard constants of formation of the reactants (stable reactants leading to slow reactions, unstable reactants to fast reactions).

The expression of the chemical flux for each reaction R_j then becomes (Appendix Eq. 53):

$$\varphi_j^- = \Gamma_j \prod_{i=1}^n V_i^{\nu_{i,j}^-}, \quad (7)$$

$$\varphi_j^+ = \Gamma_j \prod_{i=1}^n V_i^{\nu_{i,j}^+}, \quad (8)$$

$$\varphi_j = \Gamma_j \left(\prod_{i=1}^n V_i^{\nu_{i,j}^-} - \prod_{i=1}^n V_i^{\nu_{i,j}^+} \right). \quad (9)$$

This equation is equivalent to a chemical ‘‘Ohm’s law’’, describing the onset of a chemical flux generated by differences of chemical potential between reactants and products.

The entropy production by one reaction (Appendix Eq. 58) is:

$$\sigma_j = -R\varphi_j \ln \left(\prod_{i=1}^n V_i^{\nu_{i,j}} \right), \quad (10)$$

$$= R(\varphi_j^+ - \varphi_j^-) \ln \frac{\varphi_j^+}{\varphi_j^-}. \quad (11)$$

This is equivalent to an energy dissipation, σ_j being positive whatever the actual direction of the flux. The total entropy production of the network is:

$$\sigma^i = \sum_{j=1}^r \sigma_j. \quad (12)$$

The entropy of exchange (Appendix Eq. 62) is:

$$\sigma^e = R \sum_{i=1}^n \varphi_i^e \ln V_i. \quad (13)$$

A positive value of σ^e indicates an increase of internal energy $T\sigma^e$ due to the matter exchanges (and symmetrically, a negative value indicates a decrease).

The entropy balance can be computed by:

$$\sigma_{bal} = \sigma^e - \sigma^i. \quad (14)$$

The global energy exchange is $\varepsilon = T\sigma_{bal}$. When $\sigma_{bal} > 0$, the system globally consumes energy. When $\sigma_{bal} < 0$, the system globally releases energy.

A steady state corresponds to:

$$\varphi_i^e = - \sum_{j=1}^r \nu_{i,j} \varphi_j. \quad (15)$$

The exchanges with the surrounding can compensate an unbalance of the reactions, maintaining continuous fluxes φ_j . In this case, σ_{bal} is zero, that is $\sigma^e = \sigma^i$. The system exactly


dissipates what it receives, maintaining constant its internal state. The maintaining of this state is active, and is different from the unique equilibrium state. The matter fluxes φ^i imply a continuous creation of entropy during the transformation. The matter flux maintains the reaction, allowing it to be continuously performed.

The equilibrium state is a special case of steady state where each $\varphi_j = 0$ and $\varphi_i^e = 0$, in which case the absence of exchanges leads to detailed balance^{15,f}. There are no exchange of any sort with the surrounding, and no entropy is produced: σ^e , σ_{bal} and all σ_j are zero.

Nonequilibrium Onsager’s Triangle

Coupling a chemical system to a source of energy leads to the spontaneous formation of fluxes, possibly leading to positive feedback and self-organization.³ Such couplings are actually ubiquitous in all biological systems, where many endergonic biochemical reactions are coupled to the hydrolysis of ATP. Some nonequilibrium abiotic systems also function on the basis of chemical energy transfer.¹⁸ These nonequilibrium systems are characterized by a closed system of given chemical compounds, performing unidirectional loops through the consumption of an excess (or clamped) of ‘‘fuel’’ molecule. The canonical following example describes how energy can generate and maintain an unidirectional cycle of reaction.

Description of the System. At equilibrium, a reaction loop can’t be subject to a unidirectional flux of reactions, as all reactions become balanced in detail.^{14,19} Nonequilibrium steady states rely on energy consumption dissipated by entropy production, leading to cyclic processes.²⁰ In order to understand what happens in these steady state systems, let us consider the following system:



The whole network is represented in fig. 2A. Fluxes of X and Y force the reaction from C to A , and thus maintain the system $\{A, B, C\}$ out of equilibrium. The reaction fluxes can be expressed as:

$$\varphi_a = \Gamma_a (V_c V_x - V_a V_y) \quad (17a)$$

$$\varphi_1 = \Gamma_1 (V_a - V_b) \quad (17b)$$

$$\varphi_2 = \Gamma_2 (V_b - V_c) \quad (17c)$$

$$\varphi_3 = \Gamma_3 (V_c - V_a). \quad (17d)$$

Steady State. In the steady state, we have:

$$v_b = 0 = \varphi_1 - \varphi_2 \Rightarrow \varphi_1 = \varphi_2 = \varphi^i, \quad (18)$$

$$v_x = 0 = \varphi_X^e - \varphi_a \Rightarrow \varphi_X^e = \varphi_a = \varphi^e, \quad (19)$$

$$v_Y = 0 = \varphi_Y^e + \varphi_a \Rightarrow \varphi_Y^e = -\varphi_a = -\varphi^e, \quad (20)$$

$$v_a = 0 = \varphi_a - \varphi_1 + \varphi_3 \Rightarrow \varphi_3 = \varphi^i - \varphi^e. \quad (21)$$

Note that this comes down to apply the equivalent of the Kirchhoff’s current law for a steady state chemical system.²¹

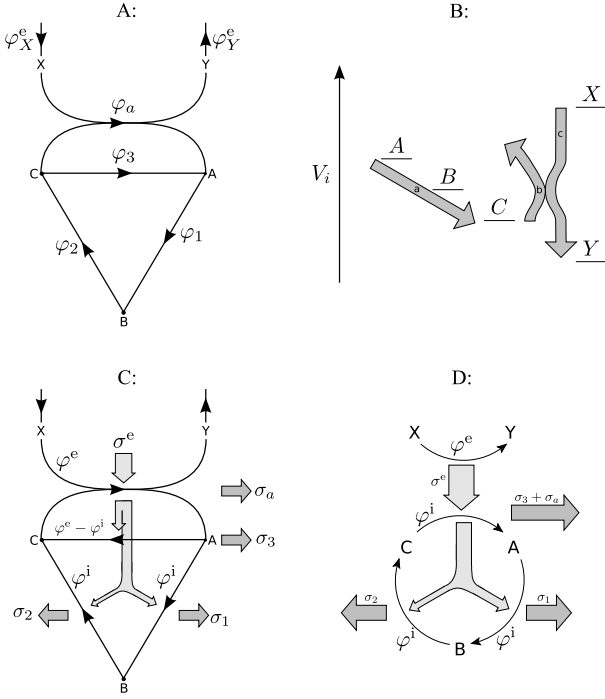


Figure 2: A: Schematic representation of the reaction network relative to a nonequilibrium Onsager triangle. B: Steady state potential of the system^{13,a}. a, spontaneous transformation from A to C; b, activated transformation from C to A; c, spontaneous transformation from X to Y, coupled to the activated transformation b, the process c forcing the process b to compensate for the process a. C: Detailed distribution of the entropic fluxes inside the whole network. D: Simplified description of the system, emphasizing the coupling between the external compounds X,Y and the internal compounds A,B,C.

The relationship between the several fluxes is thus:

$$(\Gamma_1^{-1} + \Gamma_2^{-1}) \varphi^i = V_a - V_c \quad ((17b) + (17c)), \quad (22)$$

$$\Gamma_3^{-1} \varphi_3 = -(\Gamma_1^{-1} + \Gamma_2^{-1}) \varphi^i \quad ((17d) = -(22)), \quad (23)$$

$$\varphi^i = \frac{1}{1 + \frac{\Gamma_3}{\Gamma_1} + \frac{\Gamma_3}{\Gamma_2}} \varphi^e \quad ((21)\&(23)). \quad (24)$$

For a positive exchange flux φ^e , φ^i is positive and φ_3 is negative. There is a net continuous transformation around the cycle, initiated from C to A, transmitted from A to B and from B to C. $\varphi^i = \varphi^e + \varphi_3$ is the effective flux induced in the cycle. φ_3 is a “leak” of the activation flux. The induced cycle flux is equal to the exchange flux ($\varphi^i \simeq \varphi^e$) when $\Gamma_3 \ll \Gamma_1$ and $\Gamma_3 \ll \Gamma_2$, that is, when the kinetics of reaction 3 can be neglected compared to the kinetics of reactions 1 and 2. The fraction of flux that is induced in the cycle is independent of the kinetics of the activation reaction, which only plays a role for the intensity of the steady state exchange flux (efficient activation reactions imply high exchange fluxes).

At equilibrium, all the V_i are equal while in the nonequilibrium steady state, the exchange of chemical energy allows to maintain $V_a > V_b$ (Eq. 17b), $V_b > V_c$ (Eq. 17c), $V_a > V_c$ (Eq. 17d), and $V_c V_x > V_a V_y$ (Eq. 17a) which comes down to:

$$\frac{V_x}{V_y} > \frac{V_a}{V_c} > 1, \quad (25)$$

and thus $V_x > V_y$. Note here that although A is of higher potential than C, there is a net conversion from C to A as $\varphi_a + \varphi_3 = \varphi^i > 0$. The transfer of chemical energy allows the recycling of low potential compound C back to high potential compound A, counteracting the spontaneous evolution in the opposite direction (see fig. 2B).

Entropic Analysis. The different entropy contributions produced or exchanged during the processes are:

$$\sigma^e = R\varphi^e \ln \frac{V_x}{V_y} \quad (26a)$$

$$\sigma_a = R\varphi^e \ln \frac{V_c V_x}{V_a V_y} \quad (26b)$$

$$\sigma_1 = R\varphi^i \ln \frac{V_a}{V_b} \quad (26c)$$

$$\sigma_2 = R\varphi^i \ln \frac{V_b}{V_c} \quad (26d)$$

$$\sigma_3 = R(\varphi^e - \varphi^i) \ln \frac{V_a}{V_c}. \quad (26e)$$

The incoming energy, due to matter exchange, is shared by the four reactions. These exchanges are represented in fig. 2C.

Simplified Description. The full chemical system can be divided in two subsystems: the internal system, only subject to internal reaction loops, and the exchange system, involving compounds that can be exchanged with the surrounding, and thus subject to linear chains of reactions connected to external sources of matter. These two subsystems can be easily determined from the laws of mass conservation. The conserved moieties can be computed from the left nullspace of the stoichiometric matrix $\nu = [\nu_{i,j}]$ of the reaction network²² (the zeros of the stoichiometric matrix are replaced by dots for better readability):

$$\nu = \begin{bmatrix} -1 & \cdot & +1 & +1 \\ +1 & -1 & \cdot & \cdot \\ \cdot & +1 & -1 & -1 \\ \cdot & \cdot & \cdot & -1 \\ \cdot & \cdot & \cdot & +1 \end{bmatrix} \implies \text{Null}(\nu) = \begin{matrix} A \\ B \\ C \\ X \\ Y \end{matrix} \begin{pmatrix} 1 & \cdot \\ 1 & \cdot \\ 1 & \cdot \\ \cdot & 1 \\ \cdot & 1 \end{pmatrix}. \quad (27)$$

The first vector of the left null space base gives a pool of mass conservation for $\{A, B, C\}$, and the second vector for $\{X, Y\}$. X and Y compounds are involved in matter exchanges, so that their concentrations are ruled by the external conditions. No flux of A, B or C is possible, so the total concentration $a+b+c$ is constant (i.e. the system $\{A, B, C\}$ can be considered as closed, in communication with the open system $\{X, Y\}$).

The subsystem $\{A, B, C\}$ is composed of a single unidirectional loop of transformations from A to B, then to C, and back to A, performed at a constant rate φ^i (see Fig. 2D). The subsystem $\{A, B, C\}$ acts as a closed system, maintained in a nonequilibrium activity through its coupling with the open-flow system $\{X, Y\}$. The incoming chemical energy $T\sigma_e$ is transferred from $\{X, Y\}$ to $\{A, B, C\}$, and dissipated by continuous entropy creation:

$$\sigma^i = \sigma_a + \sigma_1 + \sigma_2 + \sigma_3 \quad (28)$$

$$= \sigma^e. \quad (29)$$

Provided the system $\{X, Y\}$ is such that the concentrations x and y can be considered as constant (e.g. in the case of a large reservoir of energy compared to a small system $\{A, B, C\}$), the system $\{A, B, C\}$ is mathematically strictly equivalent to a closed system, in which we have first order reactions in A, B and C. The corresponding *apparent* kinetic rates would seem not to respect the microreversibility, as they implicitly depend on the concentrations x and y ; each time such theoretical chemical network is built,²³ it is fundamental to realize that there is a hidden source of energy in the system.

Time Evolution. Numerical integration of the several subsets of the system were performed using Xppaut,²⁴ with $K_{f,A} = 1$ M, $K_{f,B} = 2$ M, $K_{f,C} = 4$ M, $K_{f,X} = 1$ M, $K_{f,Y} = 10$ M, $\Gamma_1 = 1$ M.s⁻¹, $\Gamma_2 = 2$ M.s⁻¹, $\Gamma_3 = 4$ M.s⁻¹ and $\Gamma_a = 40$ M.s⁻¹. This corresponds to $k_1 = k_2 = k_3 = 1$ s⁻¹, $k_a = 10$ M⁻¹.s⁻¹, $k_{-1} = k_{-2} = 0.5$ s⁻¹, $k_{-3} = 4$ s⁻¹, $k_{-a} = 4$ M⁻¹.s⁻¹, $K_1 = \frac{b_{eq}}{a_{eq}} = 2$, $K_2 = \frac{c_{eq}}{b_{eq}} = 2$ and $K_a = \frac{y_{eq}}{x_{eq}} = 10$. Initial conditions were $a_0 = 3$ M, $b_0 = 2$ M, $c_0 = 2$ M. x and $y = 10^{-5}$ M were maintained constant for each case, corresponding to the presence of a large reservoir of X and Y connected to the internal system. Then, x was varied as a parameter, allowing to tune the quantity of incoming energy.

The evolution of the different fluxes of transformation φ_1 , φ_2 and $\varphi'_3 = \varphi_3 + \varphi_a$ (i.e. the total fluxes of transformation from A to B , from B to C , and from C to A) was examined. Under these conditions, three different kind of evolution were observed (see Fig. 3):

Equilibrium ($x = 0$): There is no energy source. The system initially dissipates its excess of internal energy, to evolve spontaneously towards the equilibrium state ($a = 1$ M, $b = 2$ M, $c = 4$ M) where the entropy production is zero (i.e. the system reaches a maximum of entropy). As only spontaneous reactions are possible in absence of coupling, the reaction runs from A to B and from B to C ($\varphi_1 > 0$, $\varphi_2 > 0$) and from A to C ($\varphi'_3 < 0$). When the equilibrium is reached, all the fluxes are zero: all reactions obey detailed balance.

Close to equilibrium ($x = 0.01$): There is a weak source of energy. The evolution is very similar, the system evolves towards a steady state that is very close to the equilibrium state ($a = 1.07$ M, $b = 2.01$ M, $c = 3.92$ M). The major difference is observed after some time. The entropy production does not go to zero, but diminishes

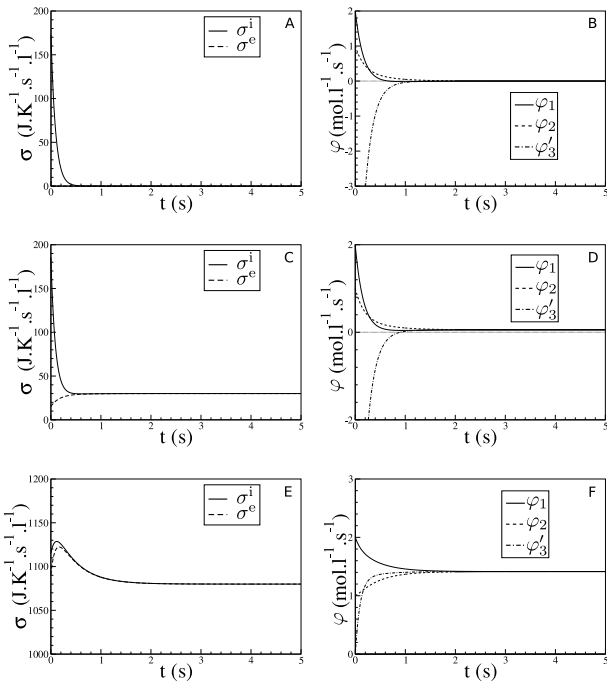


Figure 3: Time evolution of entropy productions (A, C, E) and chemical fluxes (B, D, F) in nonequilibrium Onsager's triangles as defined in Eq. 16. A and B: $x = 0$ M, C and D: $x = 0.01$ M, E and F: $x = 0.5$ M. See text for the other numerical values.

until reaching the exchange entropy, so that the incoming energy is totally dissipated. The system thus reaches a minimum of entropy production. The fluxes also follow a similar evolution as previously ($\varphi_1 > 0$, $\varphi_2 > 0$, $\varphi'_3 < 0$), except that they now reach a non zero positive flux φ^i , φ'_3 reversing its direction when approaching the steady state $\varphi_1 = \varphi_2 = \varphi'_3 > 0$.

Far from equilibrium ($x = 0.5$): There is a strong source of energy. This time, the entropy production increases before decreasing towards the steady state ($a = 2.6$ M, $b = 2.4$ M, $c = 2.0$ M). During the whole time, the entropy production remains actually quite close to the exchange entropy. A unidirectional cycle of reaction is almost instantaneously obtained in the system, ($\varphi_1 > 0$, $\varphi_2 > 0$, $\varphi'_3 > 0$). The far-from-equilibrium system is ruled almost only by the energy flux.

The distribution of the fluxes for different values of x is given in Tab. 1. The exchange entropy grows with the availability of the energy source X . It can be seen that the majority of the energy is dissipated by the activation reaction, only a small fraction of energy being transmitted to the cycle (from 1% to 16% in the performed experiments). In accordance with Eq. 24, it can be checked that the forced circular flux i always represents 14% of the XY exchange flux φ^e , whatever the value of the incoming flux.

The APED Model

Energy Diagram

The APED model describes a system based on the activation of monomers (that can typically be amino acids), the polymerization of activated monomers with unactivated monomers or polymers, the epimerization of one end-residue of the polymers, and the depolymerization of the polymers.^{6,9} All these reactions take place at the same time, in a system that is closed in terms of monomer residues (they never enter or leave the system). The activation reaction is coupled to the consumption of chemical energy, maintaining the system in a nonequilibrium state. It was shown that such a system can lead to a stable non-racemic steady state, with the approximation that most of the reactions are irreversible.^{9,13}

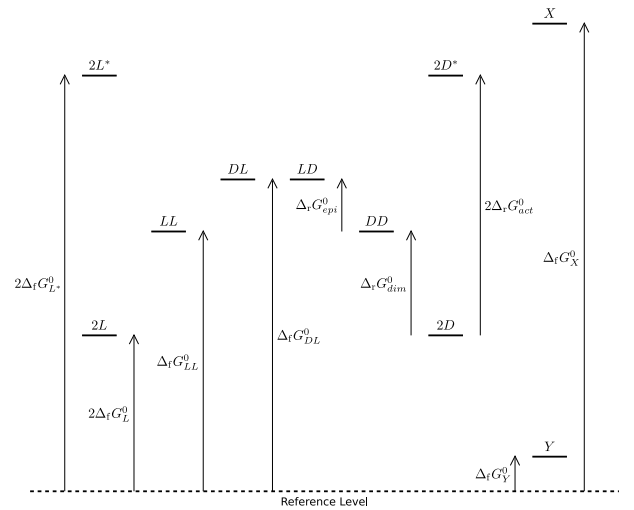


Figure 4: Thermodynamic diagram of the different compounds engaged in the APED system.

Let us analyze the behavior of the APED system, limited to dimers for the sake of simplicity, appropriately taking

Table 1: Entropy productions, chemical fluxes and compounds concentration at the steady state in nonequilibrium Onsager triangle for different incoming fluxes.

x (M)	σ^e (J.K ⁻¹ .s ⁻¹ .l ⁻¹)	σ_1 (%)	σ_2 (%)	σ_3 (%)	σ_a (%)	φ^i (M.s ⁻¹)	φ^e (M.s ⁻¹)	a (M)	b (M)	c (M)
0	0	—	—	—	—	0	0	1	2	4
0.01	30	0.08	0.04	0.8	99.1	0.056	0.392	1.07	2.01	3.92
0.1	318	0.5	0.3	4.6	94.6	0.475	3.32	1.6	2.1	3.3
0.5	1080	0.8	1.0	10.8	87.3	1.41	9.90	2.6	2.4	2.0
1	1511	0.9	1.40	14.0	83.6	1.88	13.15	3.1	2.5	1.3

into account the microreversibility of all the reactions.¹⁶ In order to keep the new system close to the irreversible system, it is necessary to correctly choose the parameters so that the previously irreversible reactions remain at least quasi-irreversible; i.e. the previously neglected reverse reactions must be slow compared to the direct reactions. As a consequence, these reactions must have a very negative $\Delta_r G^0$. This corresponds to big energy differences between monomers and activated monomers, between activated monomers and dimers, and between dimers and monomers. The diagram of Fig. 4 summarizes the energetic profile of the system.

A simple source of energy is now explicitly introduced to show the origin and repartition of fluxes inside the system. In so doing, we have to take into account an activating agent X that allows the transformation of monomer into activated monomer. The activation reaction will thus become $L + X \rightleftharpoons L^*$, essentially displaced to the right. Additionally, the spontaneous deactivation of the activated monomer will release a low potential molecule Y as a waste. This can be done either via a direct deactivation back to monomer $L^* \rightleftharpoons L + Y$, or an indirect one through polymerization $L^* + L \rightleftharpoons LL + Y$, these two reactions being again essentially displaced to the right. A huge difference of energy must exist between X and Y to guarantee the quasi-irreversibility of the reactions. The transfer of energy is globally brought by the transformation of X into Y , as a result of the activation/deactivation process.

Like for the Onsager's triangle, the system can be decomposed into an internal subsystem (corresponding to the previous system with explicit energy fluxes) and an exchange subsystem:

$$\nu = \begin{pmatrix} -1 & \cdot & +1 & \cdot & -1 & \cdot & -1 & \cdot & -1 & \cdot & +2 & +1 & +1 & \cdot & \cdot & \cdot & -1 \\ \cdot & -1 & \cdot & +1 & \cdot & -1 & \cdot & -1 & \cdot & +1 & +1 & +2 & \cdot & \cdot & \cdot & \cdot & +1 \\ +1 & \cdot & -1 & \cdot & -1 & \cdot & -1 & \cdot & \cdot & \cdot & \cdot & \cdot & \cdot & \cdot & \cdot & \cdot & \cdot \\ \cdot & +1 & \cdot & -1 & \cdot & -1 & \cdot & -1 & \cdot & \cdot & \cdot & \cdot & \cdot & \cdot & \cdot & \cdot & \cdot \\ \cdot & \cdot & \cdot & +1 & \cdot & -1 & \cdot & \cdot & \cdot & +1 & \cdot & \cdot & \cdot & \cdot & \cdot & \cdot & \cdot \\ \cdot & \cdot & \cdot & \cdot & +1 & \cdot & -1 & \cdot & \cdot & \cdot & \cdot & \cdot & \cdot & -1 & \cdot & \cdot & \cdot \\ \cdot & \cdot & \cdot & \cdot & \cdot & +1 & \cdot & \cdot & \cdot & \cdot & \cdot & \cdot & -1 & \cdot & +1 & \cdot & \cdot \\ -1 & -1 & \cdot & \cdot & \cdot & \cdot & \cdot & \cdot & \cdot & \cdot & \cdot & \cdot & \cdot & \cdot & \cdot & \cdot & \cdot \\ \cdot & \cdot & +1 & +1 & +1 & +1 & +1 & +1 & \cdot & \cdot & \cdot & \cdot & \cdot & \cdot & \cdot & \cdot & \cdot \end{pmatrix} \quad (30a)$$

$$\Rightarrow \text{Null}(\nu) = \begin{pmatrix} L \\ D \\ L^* \\ D^* \\ LL \\ LD \\ DL \\ DD \\ X \\ Y \end{pmatrix} \begin{pmatrix} 1 & \cdot \\ 1 & \cdot \\ 1 & 1 \\ 1 & 1 \\ 2 & \cdot \\ 2 & \cdot \\ 2 & \cdot \\ 2 & \cdot \\ \cdot & 1 \\ \cdot & 1 \end{pmatrix}. \quad (30b)$$

The first vector of the left null space base gives a pool of mass conservation for $\{L, D, L^*, D^*, 2LL, 2LD, 2DL, 2DD\}$, and the second vector for $\{L^*, D^*, X, Y\}$. X and Y compounds are the only ones involved in matter exchanges, so that their concentrations, as well as the concentrations of L^* and D^* are ruled by the external conditions. The internal subsystem corresponds to the system of monomers, with the conservation of their total number:

$$c_{tot} = l + d + l^* + d^* + 2 \cdot ll + 2 \cdot ld + 2 \cdot dl + 2 \cdot dd \quad (31)$$

This property is characteristic of recycled systems. For open-flow systems, such as the Frank model, there is no internal

mass conservation. All compounds are involved in a linear chain of reactions connected to external sources (see the Appendix part "recycled and open-flow systems" for more details).

As stated in the original articles,^{6,9} this kind of activation can correspond to the activation of amino acids into NCA (N-carboxyanhydride of α -amino acids). Several activating agents X can be used. In this context, carbonyldiimidazole (CDI) is a commonly used compound²⁵ that may have been formed in prebiotic conditions.²⁶ Other prebiotically relevant agents are also often cited in the literature, like activation by isocyanate and nitrogen oxides,²⁷ or carbon monoxides in conjunction with sulfide compounds.²⁸ When the activation leads to NCA formation, the waste compound Y resulting from the spontaneous hydrolysis of NCA is CO_2 . As required, all these X compounds are very reactive, while Y is a very stable compound.²⁹ One could additionally focus on the phenomenon that leads to the presence and maintenance of X compounds on prebiotic Earth (like stable nonequilibrium concentrations of nitrogen oxides or carbon monoxide in the atmosphere,³⁰ or the production of sulfides by geochemical processes³¹). As long as these external phenomena are present, a chemical source of energy would be available, keeping the chemical system of amino acids in an active nonequilibrium state.

Thermodynamic and Kinetic Parameters

The relations will be written as a function of the parameters:

$$K_{act} = \frac{K_{f,L^*}}{K_{f,L}} \ll 1, \quad (32a)$$

$$K_{dim} = \frac{K_{f,LL}}{K_{f,L}^2} \ll 1, \quad (32b)$$

$$K_{epi} = \frac{K_{f,LD}}{K_{f,LL}} = \gamma. \quad (32c)$$

K_{act} depends on the difference of energy between L^* and L (or, equivalently, between D^* and D). K_{dim} depends on the difference of energy between L and LL (or D and DD). And K_{epi} , in turn, depends on the difference of energy between LD and DD (or DL and LL). Thus, the situation is totally symmetrical with respect to interchanges between L and D above.

The ensemble of kinetic parameters relative to all the chemical reactions involved in the system is given in Tab. 2. This way, the system can be totally characterized, while remaining perfectly compatible with thermodynamic and kinetic relations, by the following independent parameters:

- Thermodynamic: K_{act}, K_{dim}, γ
- Kinetic: $k_A, k_H, k_P, k_D, k_E, k_R, \alpha, \beta$
- External conditions: V_x, V_y
- Internal conditions: $l, d, l^*, d^*, ll, ld, dl$ and dd

By choosing the parameters so that all the back reactions are negligible comparing to the direct reactions, the system

Table 2: Kinetic and thermodynamic parameters of the reactions of the APED system. Kinetic parameters of reactions involving X or Y compounds are apparent kinetic rates, assuming constant concentration of x and y . The exact symmetrical of each of these reactions is also included in the whole network, with exactly the same parameters.

Reaction	k_j	K_j	k_{-j}	$\frac{\sigma_j}{R}$
Activation:				
$X + L \xrightleftharpoons[k_{-A}]{k_A} L^*$	k_A	$\frac{K_{act}}{K_{f,x}}$	$\frac{k_A}{K_{act}V_x}$	$k_A(l - \frac{1}{K_{act}V_x} \cdot l^*) \ln \frac{K_{act}V_x l}{l^*}$
Deactivation:				
$L^* \xrightleftharpoons[k_{-H}]{k_H} L + Y$	k_H	$\frac{K_{f,y}}{K_{act}}$	$k_H K_{act} V_y$	$k_H(l^* - K_{act}V_y l) \ln \frac{l^*}{K_{act}V_y l}$
Polymerization:				
$L^* + L \xrightleftharpoons[k_{-P,1}]{k_{P,1}} LL + Y$	k_P	$\frac{K_{dim}K_{f,y}}{K_{act}}$	$k_P \frac{K_{act}V_y}{K_{dim}}$	$k_P(l \cdot l^* - \frac{K_{act}V_y ll}{K_{dim}}) \ln \frac{K_{dim}l \cdot l^*}{K_{act}V_y ll}$
$L^* + D \xrightleftharpoons[k_{-P,2}]{k_{P,2}} LD + Y$	αk_P	$\gamma \frac{K_{dim}K_{f,y}}{K_{act}}$	$k_P \frac{\alpha}{\gamma} \frac{K_{act}V_y}{K_{dim}}$	$\alpha k_P(d \cdot l^* - \frac{K_{act}V_y ld}{\gamma K_{dim}}) \ln \frac{\gamma K_{dim}d \cdot l^*}{K_{act}V_y ld}$
Depolymerization:				
$LL \xrightleftharpoons[k_{-D,1}]{k_{D,1}} L + L$	k_D	$\frac{1}{K_{dim}}$	$k_D K_{dim}$	$k_D(ll - K_{dim} \cdot l^2) \ln \frac{ll}{K_{dim}l^2}$
$LD \xrightleftharpoons[k_{-D,2}]{k_{D,2}} L + D$	βk_D	$\frac{1}{\gamma K_{dim}}$	$\beta \gamma k_D K_{dim}$	$\beta k_D(ld - \gamma K_{dim} \cdot l \cdot d) \ln \frac{ld}{\gamma K_{dim}l \cdot d}$
Epimerization:				
$DL \xrightleftharpoons[k_{-E}]{k_E} LL$	k_E	$\frac{1}{\gamma}$	γk_E	$k_E(dl - \gamma \cdot ll) \ln \frac{dl}{\gamma ll}$
Racemization:				
$L \xrightleftharpoons[k_{-R}]{k_R} D$	k_R	1	k_R	$k_R(l - d) \ln \frac{l}{d}$

described in the previous study, not taking into account microreversible reactions,⁹ would be a correct approximation of the complete reversible framework described here. We thus need, in accordance with the first assumption of energy levels:

$$V_x \gg \frac{1}{K_{act}}, \quad (33)$$

$$K_{act} \cdot V_y \ll K_{dim} \ll 1. \quad (34)$$

This corresponds to a big difference of energy between monomers and dimers, a yet larger difference between monomers and activated monomers, and a very high potential of the activating agent X . Assuming that x and y are constant — maintained by external phenomena, or present in a large excess — the reactions involving X and Y compounds correspond to pseudo first order reactions in monomers or dimers. Mathematically, the system is equivalent to a closed system in monomer derivatives, maintained in a nonequilibrium state by a continuous flux of chemical energy brought by the spontaneous reaction from X to Y , these compounds being maintained by other external processes.

The system is subject to a continuous flux of chemicals:

$$\sigma^e = R(\varphi_X^e \ln V_x + \varphi_Y^e \ln V_Y). \quad (35)$$

In the steady state, the incoming flux of X is equal to the outgoing flux of Y , so that:

$$\varphi_X^e = \varphi_Y^e = \varphi^e. \quad (36)$$

It will be compensated by the consumption rate of X :

$$v_X = 0, \quad (37)$$

$$\varphi^e = k_A(l + d) - k_{-A}(l^* + d^*). \quad (38)$$

As a consequence, the steady-state flux of entropy of exchange is:

$$\sigma^e = Rk_A \left((l + d) - \frac{1}{K_{act}V_x} (l^* + d^*) \right) \ln \frac{V_x}{V_y}. \quad (39)$$

Analysis of the System

Simulations were performed²⁴ with $c_{tot} = 2$ M, $k_A = 1$ s⁻¹, $k_H = 1$ s⁻¹, $k_P = 1$ s⁻¹.M⁻¹, $k_D = 1$ s⁻¹, $k_E = 1$ s⁻¹, $k_R = 0.0001$ s⁻¹, $\alpha = 0.1$, $\beta = 0.1$, $\gamma = 0.1$, $K_{act} = 10^{-6}$, $K_{dim} = 10^{-3}$ M⁻¹, $K_{f,x} = 10^{-9}$ M and $V_y = 1$. The parameter x was kept as a variable, allowing to tune the distance from the equilibrium.

Early evolution. Fig. 5 represents the early evolution of the system, reaching quickly the racemic steady state, from an initial state composed exclusively by a quasi-racemic mixture of monomers (initial enantiomeric excess 10^{-5}). In this short period, the system reaches a racemic steady state, i.e. a steady state that is issued from the thermodynamic equilibrium branch. As observed in the nonequilibrium Onsager's triangle, different behaviors are characteristic of equilibrium close-to-equilibrium and far-from-equilibrium conditions:

Fig. 5A : there is no energy source, the system reaches the equilibrium state. The entropy production decreases towards zero. This system dissipates its initial excess of energy before reaching the isolated equilibrium state.

Fig. 5B : there is a weak energy source so that the system remains close to the equilibrium state. The evolution is very similar to the preceding one, except that the entropy production decreases until a minimal value. The system continuously dissipates the incoming energy. Similarly to the previous system, the system initially dissipates its excess of energy.

Fig. 5C : there is a strong energy source, the system is far from the equilibrium state. The balance of entropy is now positive: the system stocks energy — rather than dissipating it as previously observed — by acquiring high concentration of high potential compounds.

Following a longer period, we observe a transition of state for some values of x (see Fig. 6): the enantiomeric excess abruptly changes to a non-zero value. The system switches

from the unstable racemic branch towards the stable non-racemic branch. This transition is followed by a decrease of entropy production. A similar dynamical behavior is observed in the Frank model^{12,d} while the chemistry underlying both models is rather different. If variations of entropy production are typically observed during transition between states of different stability, as in autocatalytic^{12,a} or oscillating^{12,c} systems, the sign of this variation is not necessarily negative.

Complete Bifurcation Pattern. The same system was studied in detail for different values of x , ranging from 10^{-3} M to 10^3 M. The particulars of the different time courses obtained are reported in Fig. 7. A different bifurcation pattern than the one usually found is now observed:

- For low values of x , the system remains racemic. As expected, this corresponds to a state where the system remains close to the equilibrium since not enough energy is available.
- Then, starting from a critical value of $x = 0.0105$ M, a bifurcation point is observed. The system switches to a non racemic branch, a far-from-equilibrium state that becomes more stable than the close-to-equilibrium one. This corresponds to the expected behavior happening when enough energy is available.

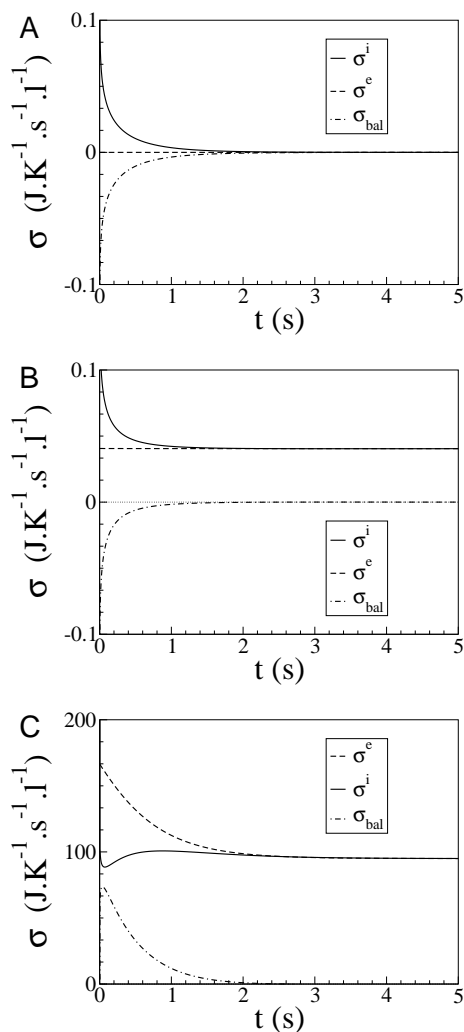


Figure 5: Entropy production of APED systems during the early evolution. A, $x = 0$ M; B, $x = 2.10^{-4}$ M; C, $x = 0.5$ M. See the text for the other parameter values.

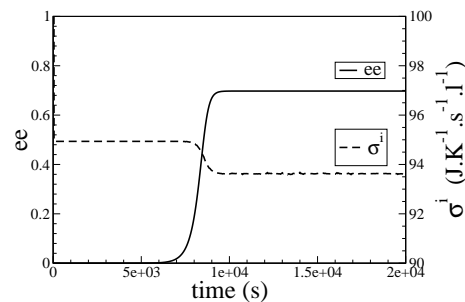


Figure 6: Decrease of the entropy production in an APED system during the transition from an unstable racemic steady state towards a stable non-racemic steady state, in the case $x = 0.5$ M.

- However, for the value $x = 0.15$ M, the enantiomeric excess actually reaches a maximum, and then decreases back to a second bifurcation point at $x = 2.11$ M. The system then switches back to the racemic branch as the only remaining stable steady state. This behavior can actually be also observed in the complete Frank model³² or in open-flow autocatalytic systems^{12,a}.

Variation of Entropy Production during the Transitions. A monotonous increase of the incoming energy $T\sigma^e$ as a function of x is observed. In the non racemic stable state — when it exists — the system consumes up to 2% less energy than on the racemic branch. This corresponds to the decrease of the total entropy production during the transition between steady-states. This decrease is mostly due to a decrease of entropy production by activation/deactivation reactions, and by the epimerization reactions. These decreases are small in absolute value, but the relative variation of entropy production is very important for the epimerization reactions (up to 60%).

We thus observe a small change on the global entropy production of the system, that allows a large local change centered in the epimerization reactions — the engine of the deracemization process, as they are the only reactions able to change the L/D balance in a system in which the total number of monomers is constant — and a local increase of the entropy production by the polymerization/depolymerization processes — that is, a redirection a larger part of the energy fluxes towards the autocatalytic loops. Globally, the switch to the far-from-equilibrium branch allows the use of the incoming energy to both produce more dimers and to spontaneously favour the stable non-racemic state.

Evolution of the Entropy Production with the Energy Flux.

The global entropy production follows the global energy consumption and thus also monotonously increases as a function of x . For all systems, the energy is mostly dissipated by the activation and deactivation reactions. More interestingly, the entropies produced by the polymerization, depolymerization and epimerization reactions are actually increasing when stable non-racemic steady states exist, but decrease to zero after the second bifurcation point. That is, after the second bifurcation point, the activation/polymerization/epimerization/depolymerization loops disappear, giving place to only activation/deactivation loops.

Interpretation. When more and more energy is introduced into the system, more and more compounds are maintained at high level of energy. As the key compounds (i.e.: the dimers, since they allow differences of energy between the diastereoisomers) are at intermediate energy levels, the deracemization will only occur for an interval of energy flux. Not

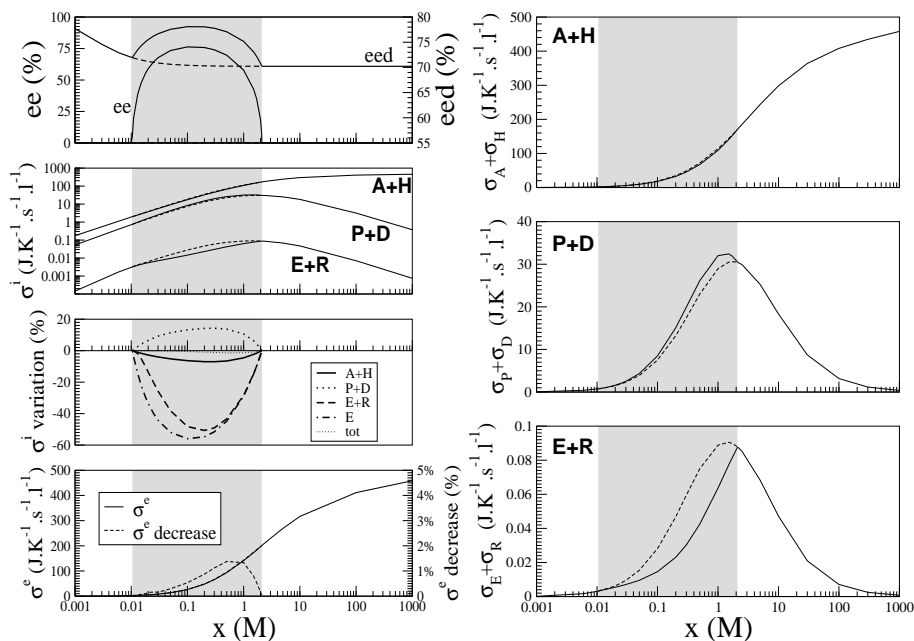


Figure 7: Enantiomeric excess (ee), diastereoisomeric excess of dimers ($eed = \frac{([LL]+[LD]) - ([LD]+[DL])}{([LL]+[DD])+[LD]+[DL]}$) and entropy production in the steady states as a function of the incoming flux of energy in APED systems (see text for parameters). Solid curves correspond to values for stable steady states, and dotted curves to unstable steady states. A, H, P, D, E and R stand for activation, deactivation, polymerization, depolymerization, epimerization and racemization, respectively. The gray area corresponds to the range where non-racemic states are stable.

enough energy can not produce enough dimers while too much energy destroys the dimers in favor of activated monomers (see Fig. 8).

Before the first bifurcation, the system is very close to equilibrium, the most populated states being the lower energy states (i.e. the free monomers). There is just not enough energy to be directed towards the autocatalytic cycles.

After the second bifurcation point, the situation is reversed. The high flux of energy is almost only directed to the activation/deactivation loops. The most populated states are the

highest energy states. This is characterized by a saturation phenomenon with most of the monomers being maintained in the activated form, rather than in dimers or free monomers. Just a small amount of energy is directed towards the autocatalytic loops. This phenomenon can be compared to what is observed in open-flow Frank-like systems.³² When matter fluxes are too important, the system remains racemic: the high energy incoming compounds have no time to react before being flushed outside the system. Similarly to what is observed here, the excess of energy flux (due to matter exchanges) maintains high concentration of high energy compounds, preventing them to react in autocatalytic reactions.

It is only between the two bifurcation points that the autocatalytic loops can be efficiently performed. A substantial quantity of dimers is maintained, so that the epimerization reaction can effectively take place. The energy is thus efficiently used to generate a non-racemic steady state.

Conclusion

The full thermodynamic study of the APED system emphasizes the great importance of the energy transfers. Energy must flow into the system in order to stabilize the non racemic state. But just the consumption of energy is not sufficient: energy must be *efficiently* used. It must be directed towards the interesting elements of the reaction network, that is the autocatalytic loops, able to induce positive feedbacks inside the system. This point has to be focused on when designing chemical experimental systems that can present such non-linear behaviors.

This redirection of some part of the free energy available in the environment (here, the difference of chemical potentials maintained between X and Y compounds) towards some internal “mechanisms” (here, the chiral autocatalytic cycles) is one of the key conditions allowing the emergence of nonequilibrium properties (here, a non-racemic steady state). Studies of the origin of life have to take into account such type of “energy focus”^{33,3.a,3.b}. Real chemical systems are generally away

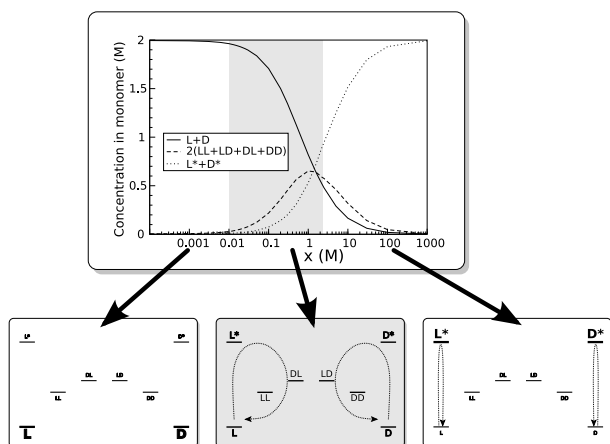


Figure 8: Steady-state composition in APED systems for different energy fluxes. Top figure: steady state concentrations of free, polymerized and activated monomers as a function of the concentration of the activating agent X . Bottom figures: schematic representation of major cycle fluxes before the first bifurcation point, between the two bifurcation points, and after the second bifurcation point; the letter sizes represent the relative quantity of compounds; the arrows represent the major cycle fluxes. The gray area corresponds to the range where non-racemic states are stable.

from the equilibrium state as they continuously communicate with their surrounding. Several abiotic systems can be found in very different environments (interstellar space,³⁴ planet crust³¹ or atmosphere³⁰) and diverse forms of available free energy can be found in these environments: by means of these external energy sources, nonequilibrium concentrations of activated compounds can be maintained.

In this context, the challenge is to better understand how this available energy can be passed down to other chemical systems and used so that it leads to self-organization, in a similar way as it is performed by metabolisms. This corresponds to understanding the emergence of protometabolic systems.³⁵ When a chemical system is connected to chemical sources of energy, internal reaction loops are possibly maintained, potentially leading to the emergence of autocatalytic behaviors^{3.c}. Such nonequilibrium chemical systems are prone to self-organization and self-maintenance.^{1,2} Thus, the transition of such protometabolic systems towards replicative systems can be seen as a process of spontaneous self-organization under energetic pressures. Rather than opposing self-organization and natural selection,³⁶ it may help to understand how natural selection emerges from self-organization.³⁷ Avoiding the vitalist idea of biochemical systems behaving in a fundamentally different way than abiotic chemical systems, it leads to the description of general chemical systems under similar principles.

As a consequence, if a given system permit the continuous activation of amino acids with a sufficient energetic efficiency,²⁵ polymerization/depolymerization cycles will naturally be established. This would correspond to a very simple self-organized protometabolism, able to consume energy, to generate some complexity by synthesizing and maintaining a dynamic pool of oligopeptides, and potentially being able to evolve towards a stable non racemic state. If such scenario could have been realized, it would imply mirror symmetry breaking to be one natural property of self-organizing protometabolisms. Of course, strong precautions must be taken when dealing with such complex chemical systems, as emphasized by Orgel.³⁸ The robustness, stability, and chemical relevance of this scenario must be thoroughly tested and examined.

Acknowledgment: K. Asakura, R. Pascal, D.K. Kondepudi and A. Brandenburg are gratefully acknowledged for comments and discussions.

Appendix

Microreversibility and Detailed Balancing. It is important to understand that chemical reactions are reversible at the microscopic level, and irreversible at the macroscopic level. The microscopic reversibility (or microreversibility) is a consequence of the time-reversal symmetry of the fundamental laws of physics: for a given molecule subjected to a chemical transformation, the inverse transformation can be obtained by following the exact pathway but in the opposite direction. The detailed balancing is a macroscopic property that can be deduced from microreversibility: when the system is at thermodynamic equilibrium, reaction rates in both directions cancel for each reaction (implying the relationship given in Eq. 6). This transition from a microscopic to a macroscopic description — involving statistic treatment and the loss of information about individual molecule behaviors — explains how as chemical system becomes irreversible at the macroscopic level, in the sense that chemical reactions always evolve spontaneously from a nonequilibrium state towards an equilibrium state, never in the opposite direction. More details on this subject can be found in the article of Boyd.¹⁹

In that context, there is thus no detailed balancing in a nonequilibrium system, in the sense that not all the individual fluxes have to be cancelled: there can be the onset of chemical fluxes inside the system.²⁰ However, this does not imply that there is a breakdown of time-reversal symmetry at the microscopic level (as it may be the case in some specific systems³⁹). In a nonequilibrium system, there

can be chemical fluxes, but kinetic constants remain linked through the thermodynamic equilibrium constants.

Kinetic Relationships. The system exchanges matter with its surrounding. The variation in concentration due to external exchanges, for each incoming or outgoing compound, is:

$$\frac{dx_i}{dt} = \varphi_i^e. \quad (40)$$

Note that φ_i^e can be positive or negative, depending on whether the component comes into the system or leaves it. Internal transformations occur through the chemical processes. The variation in concentration due to the internal transformations is:

$$\varphi_j^+ = k_j \prod_{i=1}^n x_i^{\nu_{i,j}^-}, \quad (41)$$

$$\varphi_j^- = k_{-j} \prod_{i=1}^n x_i^{\nu_{i,j}^+}, \quad (42)$$

$$\varphi_j = \varphi_j^+ - \varphi_j^-, \quad (43)$$

$$\frac{dx_i}{dt} = \sum_{j=1}^r \nu_{i,j} \varphi_j. \quad (44)$$

The total variation in the concentration of each chemical species is thus given by:

$$v_i = \frac{dx_i}{dt}, \quad (45)$$

$$= \frac{dx_i}{dt} + \frac{d_i x_i}{dt}. \quad (46)$$

Microreversibility. At equilibrium, the microreversibility implies the detailed balancing of the reaction (i.e. the fluxes are canceling in both directions of each reaction):

$$\varphi_j^+ = \varphi_j^-, \quad (47)$$

$$\frac{k_j}{k_{-j}} = \prod_{i=1}^n x_i^{\nu_{i,j}^-}, \quad (48)$$

$$= K_j. \quad (49)$$

The equilibrium constant can be expressed as a function of the standard constants of formation of the compounds involved in the reaction:

$$K_j = \prod_{i=1}^n K_{f,i}^{\nu_{i,j}^-}. \quad (50)$$

It is then possible to express a relation between the parameters of the direct reaction with the parameters of the indirect reaction:

$$k_{-j} \prod_{i=1}^n K_{f,i}^{\nu_{i,j}^+} = k_j \prod_{i=1}^n K_{f,i}^{\nu_{i,j}^-}, \quad (51)$$

$$= \Gamma_j. \quad (52)$$

This leads to the expression of Γ_j , that is a characteristic parameter, combining kinetic and thermodynamic properties of the microreversible reaction.

Relation fluxes-potential.

$$\varphi_j = k_j \prod_{i=1}^n K_{f,i}^{\nu_{i,j}^-} \cdot \frac{\prod_{i=1}^n x_i^{\nu_{i,j}^-}}{\prod_{i=1}^n K_{f,i}^{\nu_{i,j}^-}} - k_{-j} \prod_{i=1}^n K_{f,i}^{\nu_{i,j}^+} \cdot \frac{\prod_{i=1}^n x_i^{\nu_{i,j}^+}}{\prod_{i=1}^n K_{f,i}^{\nu_{i,j}^+}} \quad (53)$$

$$= \Gamma_j \left(\prod_{i=1}^n V_i^{\nu_{i,j}^-} - \prod_{i=1}^n V_i^{\nu_{i,j}^+} \right). \quad (54)$$

The parameters relative to the reaction ($\frac{\varphi_j}{\Gamma_j}$) are separated from the parameters relative to reactants ($\prod V_i^{\nu_{i,j}^-}$) and from the parameters

relative to the products ($\prod V_i^{\nu_{i,j}^+}$). This equation is analogous to an "Ohm's law", in which the reaction flux (φ_j), as an analogous to an electrical intensity, becomes a function of the potential between reactants and products (V_i parameters). Similar laws are given in the literature, but the relationship is sometimes given as a function of chemical potentials μ_i rather than the V_i parameters,

in which case this law becomes true only close to equilibrium.⁴⁰ The relation of Eq. 53 is true even in nonequilibrium states, and is rather similar to the description of Peusner *et al.*,¹⁷ except that the V_i potentials are calculated relatively to the standard state — thus the introduction of the $K_{f,i}$ — rather than relatively to one arbitrary node. The advantage of this description is to be totally symmetric for all compounds, not depending on any numbering, and is thus more general.

Entropic Analysis. The system will continuously dissipate energy, through the chemical reactions. The entropy production by unit of time σ_j , per each reaction taking place in the system, is equal to:⁴¹

$$\sigma_j = \left(\frac{\partial_i S_j}{\partial t} \right)_{P,T}, \quad (55)$$

$$= J_{\text{ch}} X_{\text{ch}}, \quad \text{with } J_{\text{ch}} = \varphi_j, \quad X_{\text{ch}} = \frac{A}{T}, \quad (56)$$

$$= \varphi_j \cdot \frac{-\sum_{i=1}^n \nu_i \mu_i}{T}, \quad (57)$$

$$= -R\varphi_j \ln \left(\prod_{i=1}^n V_i^{\nu_{i,j}} \right), \quad (58)$$

$$= R(\varphi_j^+ - \varphi_j^-) \ln \frac{\varphi_j^+}{\varphi_j^-}. \quad (59)$$

It can be noted that whatever the sign of φ_j , in accordance with the second principle, σ_j is always positive (zero in the limit case $\varphi_j = 0$).

The total production of entropy by all internal transformations is the resultant of all these chemical processes, that is:

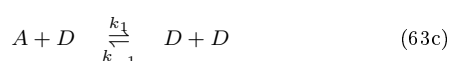
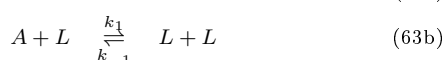
$$\sigma^i = \sum_{j=1}^r \sigma_j. \quad (60)$$

At the same time, the system exchanges entropy through matter exchange with the surrounding:

$$\sigma^e = \frac{1}{T} \sum_{i=1}^n \frac{d_e x_i}{dt} \mu_i, \quad (61)$$

$$= R \sum_{i=1}^n \varphi_i^e \ln V_i. \quad (62)$$

Recycled and Open-Flow Systems. An open-flow system is characterized by the absence of internally conserved compounds. All of them are linked to matter exchanges, so that there cannot be any mass conservation rule. The following simple Frank model is taken as an example:

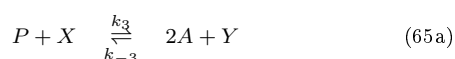


The conserved moieties of this system are:

$$\nu = \begin{bmatrix} -1 & -1 & \cdot \\ +1 & \cdot & -1 \\ \cdot & +1 & -1 \\ \cdot & \cdot & \cdot \end{bmatrix} \implies \text{Null}(\nu) = \begin{bmatrix} A \\ L \\ D \\ P \end{bmatrix}. \quad (64)$$

All the compounds are engaged in a linear succession of reactions connected to exchange fluxes.

In order to recycle this system, the products must be activated back to the reactants, that is to replace the fluxes of Eq. 63a and Eq. 63e by:



Which leads to:

$$\nu = \begin{bmatrix} -1 & -1 & \cdot & +2 \\ +1 & \cdot & -1 & \cdot \\ \cdot & +1 & -1 & \cdot \\ \cdot & \cdot & +1 & -1 \\ \cdot & \cdot & \cdot & -1 \\ \cdot & \cdot & \cdot & +1 \end{bmatrix} \implies \text{Null}(\nu) = \begin{bmatrix} A \\ L \\ D \\ P \\ X \\ Y \end{bmatrix} \begin{pmatrix} 1 & \cdot \\ 1 & \cdot \\ 1 & \cdot \\ 2 & \cdot \\ \cdot & 1 \\ \cdot & 1 \end{pmatrix}. \quad (66)$$

This now turns out to be an internal subsystem with mass conservation of $a + l + d + 2p$, connected to the flux of matter $\{X, Y\}$. However, this system is still not a recycled system of chiral subunits, as there is no mass conservation of $l + d$, except in the case where the A and P compounds can be neglected compared to L and D . In this latter case, the process of destruction/construction of chiral subunits becomes equivalent to an activated racemization process.

References and Notes

- (a) Eigen, M. *Naturwiss.* **1971**, *58*, 465–523; (b) Kauffman, S. *The Origin of Order*; Oxford University Press: New York, Oxford, 1993; (c) Gánti, T. *J. Theor. Biol.* **1997**, *187*, 583–593.
- (a) Farmer, J. D.; Kauffman, S. A.; Packard, N. H. *Physica D* **1986**, *22*, 50–67; (b) Mossel, E.; Steel, M. *J. Theor. Biol.* **2005**, *233*, 327–336.
- (a) Morowitz, H. J. *Energy Flow in Biology*; Academic: New York, 1968; (b) Morowitz, H. J. *Beginnings of Cellular Life*; Yale Univ. Press: New Haven, 1992; (c) Morowitz, H.; Smith, E. *Complexity* **2007**, *13*, 51–59; (d) Smith, E. *J. Theor. Biol.* **2008**, *252*, 185–197; (e) Smith, E. *J. Theor. Biol.* **2008**, *252*, 198–212.
- (a) Bonner, W. A. *Orig. Life Evol. Biosph.* **1991**, *21*, 59–111; (b) Avetisov, V.; Goldanskii, V. *Proc. Natl. Acad. Sci. USA* **1996**, *93*, 11435–11442; (c) Podlech, J. *Cell. Mol. Life Sci.* **2001**, *58*, 44–60; (d) Pályi, G.; Zucchi, C.; Caglioti, L. *Advances in Bio Chirality*; Elsevier: Amsterdam, 1999; (e) *Fundamentals of Life*; Pályi, G., Zucchi, C., Caglioti, L., Eds.; Elsevier Life Sci.: Paris, 2002; (f) *Progress in Biological Chirality*; Pályi, G., Zucchi, C., Caglioti, L., Eds.; Elsevier: Oxford, 2004; (g) Caglioti, L.; Hadju, C.; Holczknecht, O.; Zekany, L.; Zucchi, C.; Micskei, K.; Palyi, G. *Viva Origino* **2006**, *34*, 62–80.
- (a) Soai, K.; Shibata, T.; Morioka, H.; Choji, K. *Nature* **1995**, *378*, 767–768; (b) Soai, K.; Shibata, T.; Sato, I. *Acc. Chem. Res.* **2000**, *33*, 382–390; (c) Soai, K.; Sato, I.; Shibata, T.; Komiya, S.; Hayashia, M.; Matsueda, Y.; Imamura, H.; Hayasea, T.; Morioka, H.; Tabiraa, H.; Yamamotoa, J.; Kawatab, Y. *Tet. Asymm.* **2003**, *14*, 185–188; (d) Soai, K.; Kawasaki, T. *Chirality* **2006**, *18*, 469–478; (e) Soai, K.; Kawasaki, T. *Top. Curr. Chem.* **2008**, *284*, 1–33.
- Plasson, R.; Kondepudi, D. K.; Bersini, H.; Commeyras, A.; Asakura, K. *Chirality* **2007**, *19*, 589–600.
- (a) Kondepudi, D. K.; Nelson, G. W. *Phys. Rev. Lett.* **1983**, *50*, 1023–1026; (b) Kondepudi, D. K.; Kaufman, R. J.; Singh, N. *Science* **1990**, *250*, 975–976; (c) Kondepudi, D. K.; Asakura, K. *Acc. Chem. Res.* **2001**, *34*, 946–954.
- (a) Saito, Y.; Hyuga, H. *J Phys Soc Jpn* **2004**, *73*, 33–35; (b) Viedma, C. *Phys Rev Lett* **2005**, *94*, 065504.
- Plasson, R.; Bersini, H.; Commeyras, A. *Proc Natl Acad Sci USA* **2004**, *101*, 16733–16738.
- Frank, F. C. *Biochem Biophys Acta* **1953**, *11*, 459–463.
- (a) Prigogine, I. *Introduction to Thermodynamic of Irreversible Processes*; John Wiley and Sons, 1962; (b) De Groot, S.; Mazur, P. *Non-equilibrium thermodynamics*; North Holland Publication Company: Amsterdam, 1969; (c) Kondepudi, D.; Prigogine, I. *Modern Thermodynamics: from heat engines to dissipative structures*; Wiley: New York, 1998.
- (a) Yoshida, N. *J. Chem. Phys.* **1990**, *92*, 2593–2597; (b) Irvin, B. R.; Ross, J. *J. Chem. Phys.* **1988**, *89*, 1064–1066; (c) Dutt, A.; Bhattacharya, D.; Eu, B. C. *J. Chem. Phys.* **1990**, *93*, 7929–7935; (d) Kondepudi, D.; Kapcha, L. *Chirality* **2008**, *20*, 524–528.
- (a) Plasson, R. *J. Phys. Chem. B* **2008**, *112*, 9550–9552; (b) Blackmond, D. G. *J. Phys. Chem. B* **2008**, *112*, 9553–9555.
- Onsager, L. *Phys. Rev.* **1931**, *37*, 405–426.

15. (a) Following the IUPAC definitions^{15.b}, and in order to avoid confusion with the different quantities, the notion of chemical fluxes^{15.c} will be used for the reactions (noted φ), while the notion of rate of appearance^{15.d} will be used for the compounds (noted v). A superscript 'e' indicates a parameter relative to exchanges, and a superscript 'i' a parameter relative to internal transformations.; (b) Mc Naught, A.; Wilkinson, A. *IUPAC Compendium of Chemical Terminology* ("Gold Book"), 2nd ed.; Blackwell Scientific Publications: Oxford, 1997; XML online corrected version created by M. Nic, J. Jirat, B Kosata; updates compiled by A. Jenkins. Last update: 2008-09-12; version 2.0.1; (c) "Chemical Flux φ ". <http://goldbook.iupac.org/C01024.html>, DOI:10.1351/goldbook.C01024; (d) "Rate of appearance". <http://goldbook.iupac.org/R05143.html>, DOI: 10.1351/goldbook.R05143; (e) "Microscopic reversibility at equilibrium". <http://goldbook.iupac.org/M03916.html>, DOI: 10.1351/goldbook.M03916; (f) "Detailed balancing (principle of)". <http://goldbook.iupac.org/D01626.html>, DOI: 10.1351/goldbook.D01626.
16. Blackmond, D. G.; Matar, O. K. *J. Phys. Chem. B* **2008**, *112*, 5098–5104.
17. (a) Peusner, L.; Mikulecky, D. C.; Bunow, B.; Caplan, S. R. *J. Chem. Phys.* **1985**, *83*, 5559–5566; (b) Mikulecky, D. C. *Comp. Chem.* **2001**, *25*, 369–391.
18. (a) Field, R. J.; Körös, E.; Noyes, R. M. *J. Am. Chem. Soc.* **1972**, *94*, 8649–8664; (b) Nicolis, G.; Portnow, J. *Chem. Rev.* **1973**, *73*, 365–384.
19. Boyd, R. K. *Chem. Rev.* **1977**, *77*, 93–119.
20. Klein, M. J. *Phys. Rev.* **1955**, *97*, 1446–1447.
21. Schnakenberg, J. *Rev. Mod. Phys.* **1976**, *48*, 571–585.
22. Schuster, S.; Hilgetag, C. *J. Phys. Chem.* **1995**, *99*, 8017–8023.
23. (a) Di Cera, E.; Phillipson, P. E.; Wyman, J. *Proc. Natl. Acad. Sci. USA* **1989**, *86*, 142–146; (b) Basu, S.; Dutta, C.; Das, J. *Biophys. Chem.* **1999**, *76*, 1–11; (c) Mauksch, M.; Tsogoeva, S. B.; Wei, S.; Martynova, I. *Chirality* **2007**, *19*, 816–825.
24. XPP-Aut v5.85, Website: <http://www.math.pitt.edu/~bard/xpp/xpp.html>. The .ode files used for the simulations are available on supplementary information.
25. (a) Wen, K.; Orgel, L. E. *Orig. Life Evol. Biosph.* **2001**, *31*, 241–248; (b) Hitz, T.; Luisi, P. L. *Helv. Chem. Acta* **2003**, *86*, 1423–1434.
26. Saladino, R.; Crestini, C.; Neri, V.; Ciciriello, F.; Costanzo, G.; Di Mauro, E. *Chem. Bio. Chem.* **2006**, *7*, 1707–1714.
27. Taillades, J.; Collet, H.; Garrel, L.; Beuzelin, I.; Boiteau, L.; Choukroun, H.; Commeyras, A. *J. Mol. Evol.* **1999**, *48*, 638–645.
28. (a) Huber, C.; Wächtershäuser, G. *Science* **1998**, *281*, 670–672; (b) Leman, L.; Orgel, L.; Ghadiri, M. R. *Science* **2004**, *306*, 283–286; (c) Wächtershäuser, G. *Chem. Biodev.* **2007**, *4*, 584–602.
29. It must be noted that the real activation and deactivation reactions are actually more complex than the simple reactions described in the model. The real reactions can easily be reduced to the simplified one. Typically, the implicit chemical compounds are such as water molecules, compounds resulting from acido-basic exchanges, or additional waste molecules having neglectable influence on the kinetics.
30. (a) Mancinelli, R. L.; McKay, C. P. *Orig. Life Evol. Biosph.* **1988**, *18*, 311–325; (b) Kasting, J. F. *Orig. Life Evol. Biosph.* **1990**, *20*, 199–231.
31. Cody, G. D. *Annu. Rev. Earth Planet. Sci.* **2004**, *32*, 569–599.
32. Cruz, J. M.; Parmananda, P.; Buhse, T. *J. Phys. Chem. A* **2008**, *112*, 1673–1676.
33. (a) Bergareche, A. M.; Ruiz-Mirazo, K. *Biosys.* **1999**, *49*, 45–61; (b) Ruiz-Mirazo, K.; Peretó, J.; Moreno, A. *Orig. Life Evol. Biosph.* **2004**, *34*, 323–346.
34. Le Bourlot, J.; Pineau des Forêts, G.; Roueff, E. *Astron. Astrophys.* **1995**, *297*, 251–260.
35. de Duve, C. *Chem. Biodev.* **2007**, *4*, 574–583.
36. Fernando, C.; Rowe, J. *J. Theor. Biol.* **2007**, *247*, 152–167.
37. Hoelzer, G. A.; Smith, E.; Pepper, J. W. *J. Evol. Biol.* **2006**, *19*, 1785–1794.
38. Orgel, L. E. *PLoS Biol.* **2008**, *6*, e18.
39. (a) Barron, L. *Chem. Phys. Lett.* **1987**, *135*, 1–8; (b) Barron, L. *Chem. Phys. Lett.* **1994**, *221*, 311–316.
40. Qian, H.; Beard, D. A. *Biophys. Chem.* **2005**, *114*, 213–220.
41. Prigogine, I. In *Introduction to Thermodynamic of Irreversible Processes*; John Wiley and Sons, 1962; Chapter 4.