

Voyage by Catamaran: Effecting Semantic Network *Bricolage* via Infinite-Dimensional Zero-Divisor Ensembles

Robert P. C. de Marrais *

Thothic Technology Partners, P.O.Box 3083, Plymouth MA 02361

November 1, 2018

Abstract

Continuing arguments presented [1] or announced [2][3] in *Complex Systems*, zero-divisor (ZD) foundations for scale-free networks (evinced, in particular, in the “fractality” of the Internet) are decentralized. *Spandrels* – quartets of ZD-free or “hidden” box-kite-like structures (HBK’s) in the 2^{N+1} -ions – are “exploded” from (and uniquely linked to) each standard box-kite in the 2^N -ions, $N \geq 4$. Any HBK houses, in a *cowbird’s nest*, exactly one copy of the (ZD-free) octonions – the recursive basis for all ZD ensembles, and each a potential waystation for alien-ensemble infiltration in the large, or metaphor-like jumps in the small. Cowbirding models what evolutionary biologists[4], and structural mythologist Claude Lévi-Strauss before them[5], term *bricolage*: the opportunistic co-opting of objects designed for one purpose to serve others unrelated to it. Such arguments entail a switch of focus, from the octahedral box-kite’s four triangular *sails*, to its trio of square *catamarans* and their box-kite-switching *twist products*.

1 From Box-Kites to Brocades via Catamaran Twists

This work had its beginnings in [6], where an abstract result of Guillermo Moreno [7] was employed to explicitly delineate the ZD structure of the 16-D Sedonions. These hypercomplex numbers are reached via the Cayley-Dickson Process

*Email address: rdemarrais@alum.mit.edu

(CDP), a dimension-doubling algorithm which begins with the linear Real Numbers, moves to the Complex Plane, generates the quaternions' non-commutative 4-space, then the 8-D non-associative octonions: all so many waystations *en route* to the “pathology” of zero-divisors, found in all 2^N -ions, $N \geq 4$.

The key to the early results was found in simplifying CDP itself, reducing it to a set of two bit-twiddling rules, exploiting one convention. The quaternions' imaginary units can be represented in two different ways with the subscripts 1, 2, 3. (Which way obtains depends upon which order of multiplication of two of them yields a positively signed instance of the third). The octonions' 7 non-real units, though, can be indexed in 480 distinct ways, perhaps a dozen of which are in actual use among various specialists. The sedenions' indexing schemes number in the billions. Yet only one kind of scheme can work for *all* 2^N -ions: first, index their units with the integers 1 through $2^N - 1$, with 0 denoting the Real unit; then, assume the index of a unit produced by multiplying two others is the XOR of their indices.

Note down only the indices, suppressing the usual tedium of writing a lower-case i with a hard-to-read subscript, and list XOR sets in parenthesized triplets, with the first two units ordered so that their product, in the third slot, has positive sign. By such *cyclical positive ordering* (CPO), the two possible quaternion multiplication rules are written (1, 2, 3) and (1, 3, 2), with the former taken here as basis for all CDP recursion. And, the 480 octonion rule-sets collapse to one set of 7 CPO triplets – *trips* for short – corresponding precisely and only to the 7 associative triplets in this otherwise nonassociative number space: (1, 2, 3); (1, 4, 5); (1, 7, 6); (2, 4, 6); (2, 5, 7); (3, 4, 7); (3, 6, 5). All these remain associative triplets in all higher 2^N -ions – a fact we call *Rule 0*. And, with the index-0 Real unit appended to the set, each also provides a true copy of the quaternions.

The next crucial step is to understand how and why some trips thus derived are *not* in *counting order*. Assume, as standard CDP does, that the $2^N - 1$ units of a given set of 2^N -ions can be multiplied on the right by a new unit whose index exceeds all theirs, the *generator* \mathbf{G} of the 2^{N+1} -ions – to yield resultant units with new and higher indices, all with positive sign. \mathbf{G} is just the unique unit of index 2^N , and for each unit with index $L < \mathbf{G}$, the CPO trip can be written like this: $(L, \mathbf{G}, \mathbf{G} + L)$. (Note that the product's index is identical to the XOR $\mathbf{G} \vee L$, since \mathbf{G} , by definition, can be represented by a bit to the left of any L 's bitstring expression.) This is *Rule 1*. It completely explains the indexing of the quaternions: if the usual imaginary unit has index 1, then $\mathbf{G} = 2$ and Rule 1 yields (1, 2, 3). For the octonions, we inherit the quaternion's singleton trip, and generate 3 more with Rule 1: (1, 4, 5); (2, 4, 6); (3, 4, 7). But how do we get the 3 that remain? Here's

where we invoke *Rule 2*.

The quaternions need no Rule 2, so start an induction by assuming it works only on Rule 0 trips from prior CDP generations. For any such trip, hold one index fixed, then add \mathbf{G} to each of the other two and *switch their positions*. For the octonions, with only one Rule 0 trip to manipulate, we get the needed three Rule 2 trips by this tactic: fixing 1, 2, and 3 in that order, we get $(1, 3 + 4, 2 + 4); (3 + 4, 2, 1 + 4); (2 + 4, 1 + 4, 3)$. Cyclical rotation bringing the smallest index to the left yields the 3 extra trips written above: $(1, 7, 6); (2, 5, 7); (3, 6, 5)$. All applications of CDP to the standard real and imaginary units, for N as large as desired, are completely covered by these rules. Also, the total number of trips, which simple combinatorics tell us we can generate in a given set of 2^N -ions, is just $(2^N - 1)(2^N - 2)/3! -$ hence, 1 for the quaternions (where $N = 2$); 7 for the $N = 3$ octonions; 35 for the sedenions where ZDs are first in evidence; and 155 for the 32-D pathions, where the signature of scale-free behavior, as evidenced in the World Wide Web's implicit *fractality* (Sir Tim Berners-Lee's term for it [8]), is first revealed.

A fine point: fractality has two related but distinct senses. That of ZD structures concerns the one-to-one mapping one can make between points in a classic 2-D fractal and the empty cells in our Emanation Tables (ETs). As derived in [2] and illustrated in [9], these are spreadsheet-like multiplication tables of zero-divisors whose unfilled cells indicates row and column ZD entries which do not mutually zero-divide *each other*. The Web's fractality, though, concerns statistical distributions – of links, say, between web pages or routers, which have much higher densities at some nodes than others, with density distributions being far less Gaussian and normal than they tend toward being Mandelbrot-set self-similar. Our ET cell entries (pairs of which sharing symmetric row and column labels map directly to pairs of ZD-saturated diagonals, in some plane associated with some one of some box-kite's six vertices) do not remain pure Number Theory entities, but become heuristically placed statistical markers, when dynamic models of actual networks are simulated and/or searched by means of ZD ensembles. As construction of the methodology for such model-building is our ultimate aim (only partially realized in these pages), we feel justified in assuming the applicability of fractality, in both its senses, to the agenda being sketched here. Further elaboration on this point must be deferred to future studies.

Now, to understand what happens in 32-D, we must first explain ZDs' workings in the sedenions. Moreno's abstract treatment of their interrelationship was framed in the physicist's favored language of semi-simple Lie groups: the largest exceptional group, E_8 , has 240 roots which form a loop (the non-associative equiv-

alent of a group) isomorphic to the unit octonions; the automorphism group of E_8 , the smallest exceptional group, G_2 , is homomorphic to the symmetry patterns displayed by ZDs in the sedenions. And, since this same G_2 is also the basis of the derivation algebra that recursively creates (via CDP) the 2^{N+1} -ions from the 2^N -ions, for all $N > 4$, he would argue this same homomorphism obtains for all such N . But homo- (as opposed to iso-) morphism is a rather imprecise tool for obtaining anything like concrete results. The approach taken in [6]: use minimal assumptions and bit-twiddling rules.

Since $i^n \neq 0$ for any imaginary unit i of any index, raised to any finite power n , the simplest ZD must entail the sum or difference of a *pair* of imaginaries, and zero will only result from the product of at least two such pairings. Rather simple by-hand calculations quickly showed one such unit must have index $L < \mathbf{G}$, and its partner have index $U > \mathbf{G}$ *not the XOR of L with \mathbf{G}* . This meant one could pick any octonion (7 choices) and match it with any of the 6 suitable sedenions with index > 8 , making for 42 planes or *assessors* whose diagonal line-pairs contain only (and all the) ZDs. But these 84 lines do not all mutually zero-divide with each other; those which *do*, have their behavior summarized in 7 geometrically identical diagrams, the octahedral wireframe figures called box-kites. Their manner of assembly was determined by 3 simple production rules.

Label the 3 vertices of some triangle among the octahedral grid's 8 with the letters A, B, C , and those of the opposite face F, E, D , so that these are at opposite ends of lines through the center $\mathbf{S} - AF, BE, CD$ - which we call *struts*. Assume each vertex represents a plane whose two units are indicated by the same letter, in upper or lower case depending on whether the index is greater or less than $\mathbf{G} - U$ and L indices respectively. Call \mathbf{S} , the seventh octonion index not found on a vertex, the *strut constant*, and use it to distinguish the 7 box-kites, each of which contains but 6 of the 42 sedenion assessors. For any chosen \mathbf{S} , there will be 3 pairs of octonions forming trips with it, and the indices forming such pairs are placed on *strut-opposite* vertices (i.e., at ends of the same strut, not edge). Neither diagonal at one end of a strut will mutually zero-divide with either at the other: some $k \cdot (A \pm a)$ will not yield zero when multiplied by any $q \cdot (F \pm f)$, k and q arbitrary real scalars. But either diagonal, at any assessor, produces zero when multiplied by *exactly one* of the assessor diagonals at the other end of a shared edge. Half the edges have “[+]” edge-currents (the diagonals slope the same way, as with $(A + a) \cdot (D + d) = (A - a) \cdot (D - d) = 0$), while the other six have edges marked “[−]” (e.g., $(A + a) \cdot (B - b) = (A - a) \cdot (B + b) = 0$). With these conventions, we can assert the production rules.

First, if diagonals at A and B mutually zero-divide, each also does so with a

diagonal of C (oppositely signed copies of whose unit pairings embody the zero produced when A and B diagonal unit-pairings are multiplied): A and B *emanate* C, from whence the *emanation tables* (ETs) we'll see presently (where A and B display as row and column labels, designating a spreadsheet cell with content C). Corollarily, their L-indices (a, b, c) form a trip only if their assessors' diagonals each mutually zero-divide one of those at each of the other two. A *sail* is such a triad of assessors, representable by a triangle on the box-kite. As shown in [1], there is *exactly one* sail per box-kite with all three edges marked "[-]": the *zigzag*, so called because its 6-cycle of zero-divisions, determined by tracing its edges twice, shows an alternation of / and \ slopings among the diagonals sequentially engaged in product-forming. By convention, its assessors are A, B, and C, with (a, b, c) in CPO order, rotated to make a the smallest integer.

Third, any assessor belongs to 2 sails, implying 4 in all, touching only at vertices, like same-color checkerboard squares. The pair of imaginary units forming any assessor always split so that one has index less than the generator G (the *L*-unit, L for lower), and one has index greater than G (the *U*-unit, U for upper). An assessor's *L*-unit is written with the same letter as the assessor proper, but in lowercase italics, while the *U*-unit is written in uppercase italics: the pair of units designated assessor A is thus equivalent to (a, A) . The *L*-units of each sail form associative triplets, hence L-trips. The *trefoil* L-trips are $(a, d, e); (d, b, f); (e, f, c)$ – with leftmost terms not necessarily the smallest in their trios, and each derived from the zigzag L-trip (*Z-trip*) by flipping L-indices along 2 struts, holding a, b, c each fixed in turn. The remaining 4 triangles are *vents*, with the face opposite the zigzag, DEF, understood as meant when written with a capital "V." The alternation of sails (made of colored paper maybe) with empty spaces "where the wind blows," and the kite-like structural stability implied by the 3 ZD-free orthogonal struts (made of wooden or plastic doweling, perhaps), motivates the conceit of calling these *box-kites* in the first place. As vent and zigzag use up all 6 negative edge-currents, edge-currents joining trefoil-based assessors D, E, F to the zigzag's A, B, C are *positive*.

Previous work focused on sails, whose algebraic closure, and capacity for recursive construction for growing N , make them exceedingly rich sources of structural information. But the second production rule is where our interest will focus here: L- (or U-) indices can be swapped (with a sign flip) between assessors sharing an edge, yielding assessor pairs in other box-kites with different **S**. Hence, since $(A + a) \cdot (B - b) = 0$, then so will $(A + b) \cdot (B + a)$ – with caveats for $N > 4$ if the box-kite is *Type II*, which we'll soon get to. Opposite edges of the same square (one of 3 mutually orthogonal ones) twist to the same box-kite and have the same

edge-sign. Quadrangular *catamarans* – like triangular sails – have a richness all their own. (See Figure 1.)

In the sedenions, all box-kites are *Type I*: for any zigzag assessor Z and its Vent strut-opposite V , (z, \mathbf{S}, v) and (Z, \mathbf{S}, V) are CPO. (For Type II's, two of the strut's trips have reversed orientations.) For all Type I's of any N , all 3 catamarans share an invariant feature: the orientation of L-trip products along each edge is counterclockwise along 3 successive sides, with the fourth (with negative edge-sign) showing a clockwise reversal.

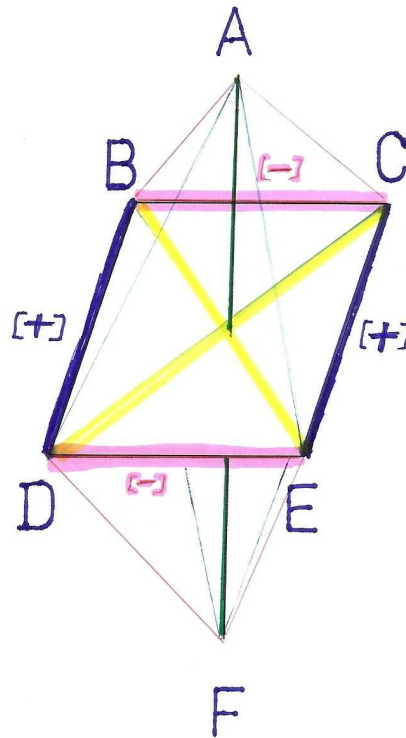


Figure 1: Parallel edges of catamarans (one perpendicular to each strut in an octahedral box-kite) *twist* into assessor pairs with oppositely signed edge-currents, in a box-kite with different *strut constant*: BC and DE, both in sails completed by A, have twist products with $\mathbf{S} = f$; for DB and CE, completed by F, twistings have $\mathbf{S} = a$. The 5th and 6th (necessarily strut-opposite) assessors in each are found by twisting (A, a) and (F, f) with (\mathbf{X}, \mathbf{S}) – assumed at the center, where struts intersect – double-covering mast and keel respectively.

Catamarans orthogonal to struts AF, BE, CD have reversed edges DE, FD, EF, respectively. Rotate their frames to put the reversed edge on top, and shade or color such edges to specify their catamaran. Then draw two more catamaran boxes, to the right and just below this. The top and bottom edges on the right display L- and U- index twists from the starting box respectively; the left and right edges below show L and U twists from their vertical counterparts above. Figure 2 is an instance of such a *Royal Hunt Diagram*, after the 5th moving-line text of *I Ching* Hexagram 8, Holding Together: “In the hunt, the king uses beaters on three sides only and foregoes game that runs off the front.”

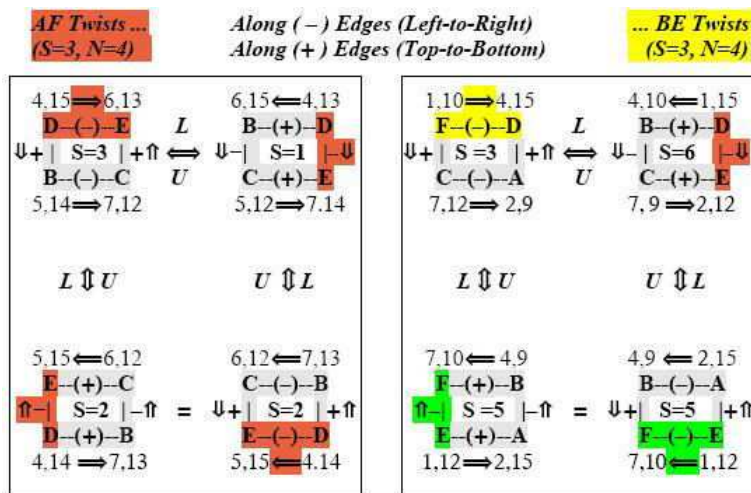


Figure 2: Royal Hunt Diagram. The 3 catamaran S’s form an associative triple: the bottom-left box, twisted a second time along its other set of parallels, yields the same resultant as the second twist of the top-right. (The two bottom boxes differ only by a 90° rotation.) Twists involving HBK’s and Type II box-kites also show a double twist of another kind: the proper tracing order along the perimeter of the box twisted to will be *reversed* along one of the edges being twisted.

Beyond the sedenions, twists no longer always take ZD edges to ZD edges. Type I’s always twist to Type I’s; but Type II’s, first emerging in the pathions, either twist to other Type II’s, or to box-kite-like structures *none* of whose edges act as ZD pathways.

Per the Roundabout Theorem of [2], box-kites are “all or nothing” structures: all edges support ZD-currents, or none do. These latter *hidden box-kites* (HBKs, or “residents of Hoboken”) were the sources of the off-diagonal empty cells in

the $2^{N-1} - 2$ cells-per-edge square ETs for fixed- \mathbf{S} 2^N -ions, studied in [2],[3], and presented in color-coded spreadsheet displays in our NKS 2006 Powerpoint slideshow [9]. These showed what [2] and [3] proved: that, as N grew indefinitely large for fixed \mathbf{S} , such tables' empty space approached a fractal limit.

For $N = 4$, each of the 7 ETs is a 6 x 6 table, one label per each possible L-index excluding \mathbf{S} ; for $N = 5$, \mathbf{S} takes all integer values less than $\mathbf{G} = 16$, with edge-length in each ET being 14 (the number of indices $< \mathbf{G}$, with \mathbf{S} excluded). Consider $N = 4$, and ignore the $2 \cdot 6$ cells along long diagonals: these are tautologically empty, since ZDs in the same assessor do not mutually zero-divide, nor do those of assessors which are strut-opposites. 24 filled cells remain: two for each edge, hence one for each distinct ZD-pairing defined on it. This shows the ET is fundamentally a *multiplication table*, with only L-indices indicated on the row and column headers, in nested-parentheses order (i.e., the leftmost assessor label A is strut-opposite to the rightmost label F, then B to E, and so on by mirror symmetry). This is because U-indices are forced, hence can be ignored, for given \mathbf{S} and N .

For any assessor (M, m) and its strut opposite (M_{opp}, m_{opp}) , it's easy to see that $m \vee (\mathbf{G} + \mathbf{S}) = \mathbf{G} + m_{opp} = M$. Twist products along an edge are hence linked with a box-kite whose \mathbf{S} is the L-index of the assessor which is the strut opposite of the third assessor in the given edge's sail. Both $(A + b)$ and $(B + a)$ then have $\mathbf{S} = d$, since A and B are in a sail with C , whose strut-opposite is D . And by the third production rule, we know the edge opposite that joining A and B also has its sail completed by C : that is, the square formed by (A, B, E, F) and orthogonal to the strut (C, D) will have 4 of the 6 assessors defining the box-kite with $\mathbf{S} = d$ residing along one set of parallel sides, while 4 of the 6 defining the $\mathbf{S} = c$ box-kite will reside along the other parallels in the same square. (Corollary: for any box-kite, each L-index is also the \mathbf{S} of another box-kite reached by twisting.)

With 3 such *catamarans* per box-kite, each with edges whose sails are completed by assessors of a different strut, all 7 sedenion box-kites can be seen as collected on the frame of just one. The missing pairs of assessors are derived by twisting the $(\mathbf{S}, \mathbf{G} + \mathbf{S}) \equiv (\mathbf{S}, \mathbf{X})$ pair, imagined in the center, with each of the legitimate assessors, yielding assessor-pairs defined along each catamaran's mast and keel (strut-halves (a, A) to (\mathbf{S}, \mathbf{X}) , then (\mathbf{S}, \mathbf{X}) to (f, F) , in that order, in Figure 1.) Such a 7-in-1 representation we call a *brocade*.

In the table, the singleton sedenion brocade shows all possible L-indices as column heads, U-indices as row labels, and a long diagonal of empty cells signifying the (\mathbf{S}, \mathbf{X}) non-assessor pairs. Each cell gives \mathbf{S} and vertex letter for all 42 assessors specified by U- and L- indices. The zigzag for $\mathbf{S} = 1$, say, is

$(3, 10); (6, 15); (5, 12)$, with twists $(b, A) = (6, 10)$ and $(a, B) = (3, 15)$ yielding assessors E and C of the $S = 4$ box-kite. For $N > 4$, seven pairs of row and column labels still fix one brocade, but indices will no longer be consecutive, and cellular information will need to indicate which of the numerous box-kites is being twisted to among those of all types with the same S – a number equal to the trip count in the 2^{N-2} -ions given earlier, which surprising result was derived as a corollary of the Roundabout Theorem in [2].

Table 1: The Sedenion Brocade

	1	2	3	4	5	6	7
09		3A	2F	5B	4F	7F	6C
10	3F		1A	6B	7C	4E	5F
11	2A	1F		7B	6F	5C	4D
12	5E	6E	7E		1C	2C	3C
13	4A	7D	6A	1D		3E	2B
14	7A	4B	5D	2D	3B		1E
15	6D	5A	4C	3D	2E	1B	

Our prior work showed that an ET's empty cells – emerging in any and all ET's for $N > 4$, and $S > 8$ and not a power of 2 – mapped to pixels in a planar fractal. Here, catamaran twisting will let us see how these emptinesses have their own subtle structure, coming in quartets of two distinct classes, exactly akin to zigzags and trefoils among sails. Moreover, any box-kite is uniquely linked to four HBKs, with each such quartet or *spandrel* housing its own ZD-free copy of the octonions hence the basis for the recursive CDP spawning of independently generated 2^N -ion index sets, or *Context-Definition Platforms* (whose acronym's meaning is, of course, itself context-dependent).

2 Box-Kite “Explosions” in 32D: Two Types, Triptych Triples, Four-Fold Spandrels

Historically, a famous proof from the late 1890’s by Adolf Hurwitz [10] dissuaded researchers from investigating any 2^N -ions beyond the sedenions: once Hurwitz showed that they, and all higher hypercomplex numbers, unavoidably contained ZDs, the entire line of study was deemed pathological – hence, our calling those in 32-D (the smallest- N 2^N -ions to not have a name) the *pathions*. But, as with their contemporary “monstrosities” of analysis, whose taming by Benoit Mandelbrot led to fractals, the pathions in fact mark the beginning of a new agenda, at least as much as they signal the demise an older one. The work just prior to this paper shows that the connection to Mandelbrot’s discoveries is not just by analogy: as a side-effect of what we might think of as carry-bit overflow, ETs in high- N 2^N -ions, beginning with the pathions, have surprising patterns of empty cells when \mathbf{S} is not a power of 2, and its binary representation contains one or more bits to the left of the 4-bit.

In the pathions, 15 L-indices $< \mathbf{G}$, hence candidate \mathbf{S} values, times 7 (the octonion trip count) per ET, means 105 box-kites. Seven are the equivalent of those found in the sedenions, but for the zero-padding of \mathbf{G} (via left-shifting its singleton bit), and hence of \mathbf{X} : all L-trips are identical, but U-indices at each assessor are augmented by the difference of the old and new \mathbf{G} values, or 8. The 7 box-kites for $\mathbf{S} = 8$ (the sedenions’ \mathbf{G}) are Type I, but are special in other regards. First, the Z-trip of each is the same as one of the sedenions’; hence, these seven Rule 0 trips, once \mathbf{S} is downshifted to its sedenion twin’s value, can map directly to one of the zero-padded box-kites. Similarly, each *strut* is a Rule 1 trip, serving as the (a, d, e) L-trip of a pathion box-kite, with the same downshifted \mathbf{S} .

Finally, the 3 trefoil L-trips are just Rule 2 transforms of the Z-trip (since this $\mathbf{S} = 8$ acts on it as a minimal \mathbf{G}). Z-trips in their own right, they also produce box-kites with downshifted \mathbf{S} values – of the new Type II. We thus have at least $7 \cdot 3 = 21$ of these in the pathions. In fact, we have *only* these 21, derived from trefoil L-trips of $\mathbf{S} = 8$ box-kites; hence, the add-and-switch logic of Rule 2 should be central to their new typology. As is the case: exactly 2 of the 3 struts in a Type II have their orientations reversed, as mentioned above. Each Z-trip index of a Type I gives its strut-opposite assessor’s L-index when multiplied on the right by \mathbf{S} , but 2 of the 3 Type II zigzag’s L-units form CPO struts when multiplied by \mathbf{S} *on the left*.

As shown in Figures 3 and 4, we can visualize all this by adapting the commonplace Fano plane rendering of our XOR-based octonion labeling scheme to different ends, a.k.a. the $\text{PSL}(2,7)$ Triangle – for "projective special linear group of 7 lines in the plane," which cross in 7 places. This simplest nontrivial finite projective geometry has each line projectively equivalent to a circle – which, adapting standard convention, is how only the Rule 0 Z-trip is drawn. The 3 lines through the central node join angles to midpoints, making Rule 1 trips when the label in the center is a power of 2. The 3 sides then become the Rule 2 trips, in the manner just discussed: the center is the *sedenion* \mathbf{G} , converted to a pathion \mathbf{S} .

The left of Figure 3 can be read as displaying the L-trips of the sedenion box-kite with $\mathbf{S} = 4$; one inflates the diagram by assuming the attaching of U-indices, by the $L \vee \mathbf{X}$ rule, to get a full box-kite, each side now turned into a bonafide trefoil sail, and the Rule 0 L-trip converted to a zigzag. The diagram at the right abstracts this via assessor L-index lowercase coding conventions. The approach just sketched works for shorthanding box-kite structures for any 2^N -ions, $N \geq 4$.

Note the CPO flow along all lines: the triangle's perimeter is naturally traversed clockwise, as is the central Rule 0 circle, while strut-flows move from midpoints, through \mathbf{S} , to the angles. In the next two diagrams, the sedenion Z-trip for $\mathbf{S} = 1$ doubles as the pathion Z-trip for one of the 7 $\mathbf{S} = 8$ box-kites; then, one of its Rule 2 sides is inflated on the right, to yield a pathion $\mathbf{S} = 1$ box-kite of Type II. Note its flow reversals along the Z-trip's *b*- and *c*- based struts.

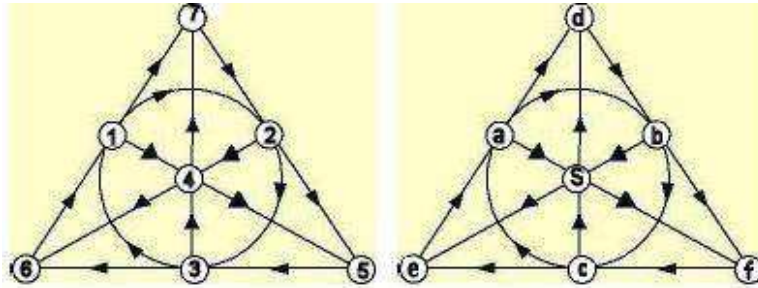


Figure 3: The 7-point, 7-line finite projective group, a.k.a the Fano Plane, hosts the labels for octonion units, and shows their triplets' orientations. The same layout can be used to shorthand box-kite structures: the zigzag and trefoil L-trips sit at $(\mathbf{a}, \mathbf{b}, \mathbf{c})$, and $(\mathbf{a}, \mathbf{d}, \mathbf{e})$; $(\mathbf{d}, \mathbf{b}, \mathbf{f})$; $(\mathbf{e}, \mathbf{f}, \mathbf{c})$. The strut constant \mathbf{S} , meanwhile, sits in the middle.

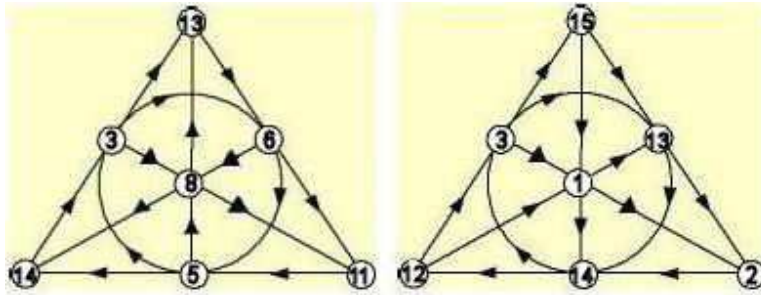


Figure 4: Pathion box-kites: Left, a normal (Type I) with $S = 8$, and Rule 0 Z-trip $(3, 6, 5)$ at (a, b, c) – itself the Z-trip for the $S = 1$ sedenion box-kite. Right, a Type II with $S = 1$, with Z-trip the Rule 2 left side of the $S = 8$ Type 1.

In Theorem 7 of [1], the parallel flows around the triangle’s perimeter and central circle provided the implicit basis for proving the $PSL(2,7)$ in question was a Type I box-kite. What we now call the sedenion *brocade* compactly expresses the fact that, provided the node-to-node connections and flow patterns aren’t changed, any node can be moved into the center to act as the strut constant, with the only substantive side-effect being the broad-based swapping of U-indices associated with each node.

Direct hand calculation makes it clear that Theorem 7 still holds for a Type II box-kite, as the flows remain parallel around the Triangle’s perimeter and inscribed circle. A Type I twists to another Type I. A Type II, though, only twists to another Type II when the single strut with proper orientation (all of whose L-indices, in the pathions, are octonions) has one of its nodes swapped into the center (or, equivalently, provides the strut for the catamaran being twisted). For all other twistings, $S > 8$, and we have HBK’s – tantamount to saying (albeit not in an obvious way) that the perimeter and circular flows no longer stay parallel.

In Theorem 15 of [3], we proved that two L- and U- unit pairings which mutually zero-divide (share an edge as assessors on a box-kite) no longer do so once S is augmented by a new high bit: this was the general case inspired by the empirical for-instances provided by the pathions’ ETs (for $8 < S < 16$). Here, only 3 of the 7 box-kites for any such S prove to be Type I; the remaining 4 reside in Hoboken.

Using the theorem just cited, each such S is just that of a sedenion box-kite with the minimal new high-bit appended to it. This makes strut-opposite L-indices, whose XOR is S , have their difference augmented by 8 – which means the larger are U-indices of the sedenion case. We can then take each assessor

in a sedenion box-kite and treat it as a pathion pair of L-index strut-opposites, effectively exploding one assessor into two.

This implies each sail can be inflated into its own box-kite, sharing one strut with each box-kite built, by the same logic, from each other sedenion sail. And, as the theorem will apply similarly to each and every sedenion edge-current, and hence all 4 of the L-trips, we can say each of the sedenion L-trips does service as a Z-trip for an HBK. We call such quartets of Hoboken residents *spandrels*, after a term made famous by evolutionary theorists Steven J. Gould and Richard Lewontin [11].

The deep appropriateness of this term will become apparent in the final remarks of this paper, when we consider the epistemological issues it was coined to address. But a superficial aptness is easily grasped. Consider one of the secondary meanings of the term (which Gould and Lewontin didn't have in mind): among philatelists, the four curved wedges between perforated border and inner oval containing, say, a president's face, comprise a postage stamp's *spandrel*. Pinch diagonally opposite corners of such a stamp together, so that two meet above, and two below, the center of the stamp proper. The spandrel's wedges become sails in a Box-Kite (the kind of corner-to-corner mapping of flows on a plane, from which the *projective plane* derives).

Each of the 7 sedenion box-kites explodes into one pathion spandrel – 28 HBK's in all. Simple arithmetic shows how this count dovetails with what was said above about Type II's: one can only twist to two other Type II's from a given one, their strut constants forming an octonion trip with that we are starting with. All 4 other twists take one to Hoboken, where each box-kite has one all-octonion L-trip inherited from its sedenion box-kite of origin. Its own **S** being larger than the prior **G**, it can be twisted to 3 different Type II's, hence 3 other HBK's. Ergo, there will be 3 Type II's for every 4 HBK's – or 21 for the 28 HBK's in the pathions, as already calculated.

But there will also be 3 Type I's, each of whose BE strut comprises the assessors whose L-indices are the former **G** and **S** of the sedenion box-kite they exploded from. Further, each former strut now has its vent and zigzag L- (and U-) indices appearing at *a* and *d* (and *f* and *c*) respectively (forming trefoil L-trips thereby with the old **S** and **G** at *e* and *b*), in one of the 3 new pathion box-kites. These trios are the *sand mandalas* first reported on (and graphically rendered) in [12], which we generalize to the general 2^N -ion case by redubbing them lowest-N examples of *triptychs*.

In the general case, however, while 3 box-kites are exploded from each Type I we start with, they are not unique in derivation. Each corresponds to a 2^N -ion

strut that’s been inflated into a 2^{N+1} -ion box-kite. But the 2^{N+1} -ions have $2^N - 2$ distinct assessors (hence a strut-count half that number) shared among all same- \mathbf{S} box-kites (including Hoboken residents). Hence, we do indeed get 3 for each pathion ET with $\mathbf{S} > 8$. But, for any zero-padded sedenion (hence, pathion) Box-Kite (meaning, \mathbf{G} is left-shifted to be 16 not 8), although we might start with the $\mathbf{S} = 1$ case, it now houses 7 distinct box-kites, not 1, for all of which \mathbf{X} is 17 instead of 9. The results of explosion thereby reside in the chingons, not pathions, where the ET for $\mathbf{S} = 17$ has 15 struts shared among seven distinct box-kites (one of which struts, with L-indices $b = 16$ and $e = 1$, is shared by all seven box-kites), not (as in the pathion case of the septet of sand mandalas with $8 < \mathbf{S} < 16$) seven struts shared among three box-kites (with, e.g., the BE strut $b = 8$ and $e = 1$ held in common when $\mathbf{S} = 9$). As with the pathion $\mathbf{S} = 9$ case, though, these are the ET’s *only* non-empty box-kites: the remaining $4 \times 7 = 28$ are all contained in pathion-generated spandrels.

The Greek etymology of “trptych” indicates 3 (*tri-*) plates or panels (*ptyche*). The ‘tri’ indicates the count of BE-sharing distinct box-kites in the pathion case only; more generally, the ‘panels’ are box-kites associated with the (pre-explosion ET’s) distinct strut triplets instead – and the count of these ‘trips’ in a triptych is typically much higher than 3. In this sense, they are akin to what a Java programmer might call “static variables”: unlike the spandrel quartets, their generation is tied to the ET “class” of origin, rather than to a particular source box-kite.

Described in this manner, triptychs may seem more concocted than natural. This is not so when viewed from a purely bit-twiddling vantage: when, as shown in Figure 5, their ETs are examined, the flip-book sequence generated by integer increments of \mathbf{S} between 8 and 16 shows animation logic. Four lines just off the picture frame, spanning the long diagonals’ empty corners, form the 12-cell-long sides of a square including the corners, hence taking up the maximum $14 \cdot 14$ size that a pathion ET allows. (Similar descriptions obtain for the $30 \cdot 30$ -sized chingon flip-books for $16 < \mathbf{S} \leq 24$.)

As \mathbf{S} grows, these orthogonal pairs of parallels move one cell in from the perimeter with each increment, until, when $\mathbf{S} = 15$, they form two-ply cross-hairs partitioning the ET into quarters. The remaining 24 filled-in cells form 6-cell-long diagonal spans, connecting the cross’s vertical and horizontal ends.

This abstract cartoon or *flip-book* is drawn by a simple formula, the gist of Theorem 14 in [3]: using the vertical pipe for logical OR, and shorthanding the \mathbf{G} of the 2^{N-1} -ions as g ,

$$\mathbf{R} \mid \mathbf{C} \mid \mathbf{P} = g \mid \mathbf{S} \bmod g$$

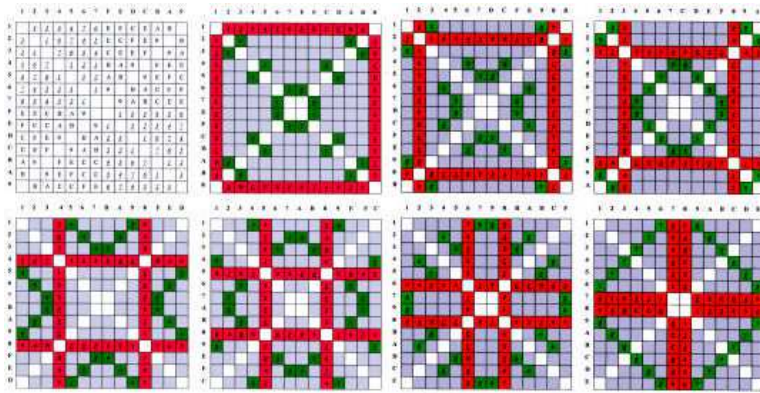


Figure 5: 8 pathion ET's with ascending S values, from the maximally full $S = 8$ to 15 on the second row's far right. For all $S > 8$, the 24 cells filled with the sedenion G and S are painted darker than the 48 forming the parallels. Two shades of grey highlight the $4 \cdot 24$ long- and off- diagonal unfilled cells of the spandrel's HBK's.

Only if row label R , column label C , or their XOR product P , equal g or s (the pre-explosion S), will the cell be filled (and assessors with L-indices R and C mutually zero-divide). Via Recipe Theory [3], this formula can be generalized, by a simple analysis of S 's bitstring. For any $S > 8$ not a power of 2, the ET's empty spaces for each successive N approach a fractal, overlaying each other's values. Row and column *labels* of the 2^{N-1} ET become actual cell *values* of the 2^N , with the same values filling in the label-lines' empty parallels in reverse (strut-opposite) order, in a never-ending *balloon ride* sequence (see Figure 6) of nested *skyboxes*.

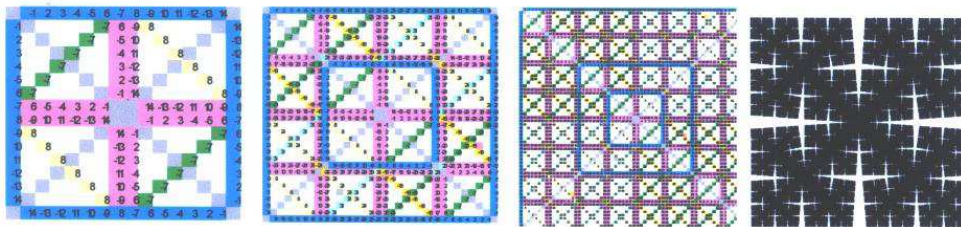


Figure 6: ETs for $S=15$, $N=5,6,7$ (nested skyboxes bordered in darker shading) and fractal limit: the Cesàro double sweep [13, p. 65].

In this sense, Recipe Theory is a pure Wolfram-style number theory, focused on the binary representations of integers rather than their quantities, hence according special status to the placeholding power of *singleton bits* (\mathbf{G} values) – as opposed to *traditional* number theory, which concerns itself, above all else, with *size* – and hence, with *primes*.

Complementary to Theorem 15 of [3], just cited above, is the Theorem 16 which immediately follows: while a box-kite’s edges are turned off by augmenting its \mathbf{S} with a new leftmost bit (and necessarily left-shifting its \mathbf{G} -bit if this new \mathbf{S} exceeds it), performing a second such augmenting results in a box-kite which is once again turned on.

In addition to the (s, g) *modularity* first seen in our sand-mandala formula, we thus have a process of *hide/fill involution*: repeated, it produces spandrels from proper (Type I or Type II) box-kites; quartets of higher-N proper box-kites from each such HBK; quartets of higher-N spandrels from each of *these*; and so on, ad infinitum. This is a result sufficiently powerful as to call for a proof.

For the HBK deriving from a Type I’s zigzag, the trips along all 3 struts are reversed: if (z, \mathbf{S}, ν) is CPO, then Rule 2 says replacing \mathbf{S} with \mathbf{X} by exploding the Type I’s assessors will reverse orientations. Similarly, the flows along the edges will also reverse, since each edge’s two terminal nodes are reversed. So if an appropriate power of 2, g , be added to the central node, this same g must be added to the 3 nodes at the Fano plane’s angles as well, to keep all lines trips. Only one among the seven Fano lines will have no, instead of two, nodes with g appended to its indices: the Z-trip itself. Hence, if the Z-trip flows clockwise, perimeter tracings now run counterclockwise.

Such a fourfold g insertion is equivalent to exploding a 2^N -ion box-kite’s zigzag, since g appended to the strut opposite ν of any Z-trip L-index z yields its pre-explosion U-index partner: for arbitrary Type I zigzag assessor (z, \mathbf{Z}) , $z \cdot \mathbf{S} = \nu$, but $\nu \cdot (\mathbf{S} + g) = \nu \cdot \mathbf{X} = \mathbf{Z}$. The resulting Fano’s edge trips, in terms of pre-explosion indices, now read $(\mathbf{B}, a, \mathbf{C})$; $(\mathbf{C}, b, \mathbf{A})$; $(\mathbf{A}, c, \mathbf{B})$ – all with orientations reversed. For recall a crucial fact from earlier work, which we termed “trip-sync”: in the zigzag only, the 4 quaternion copies (a, b, c) ; $(a, \mathbf{B}, \mathbf{C})$; $(\mathbf{A}, b, \mathbf{C})$; $(\mathbf{A}, \mathbf{B}, c)$ – the L-trip and its 3 allied *U-trips* – all flow similarly, so that one can effectively allow “slippage” between high- and low- index units at any of the zigzag’s assessors and not notice any difference. Repeating this process with fourfold insertion of $\mathbf{G} = 2 \cdot g$ re-reverses all six flipped lines, again leaves the Z-trip unchanged – again giving a Type I box-kite.

For the 3 HBK’s derived from making a Z-trip out of a Type I’s trefoil L-trip, the 3 trefoil-derived HBK’s in any Type I box-kite’s spandrel will have *just*

one strut-and-edge pairing reversed – and a different one in each case. This is the complement to the zigzag “slippage” effect: among the 4 quaternion copies associated, say, with (a, d, e) , only (a, D, E) will share its orientation: the other 2 U-trips, whose singleton L-index is not shared with the zigzag, have CPO forms (A, E, d) and (A, e, D) . Each of the trefoil HBK’s, then, has flow structure like that of a Type I save for a “T”: the reversed strut flows from an angle to the midpoint of the likewise flow-flipped side-trip. Doing the fourfold g -appending to the nodes *not* included in the only reversed line (containing the only L-index from the pre-exploded box-kite’s zigzag) will also result, as direct symbolic calculation shows, in a Type I box-kite.

All told, then, if none or two of the struts are reversed, we have proper box-kites, of Types I and II respectively; if all or one, we have zigzag or trefoil HBK’s in that order for Type I spandrels. Type II spandrels appear, at first, to have their own distinct Fano Plane flow-patterns. However, by swapping sides with zigzags, the HBK reversal patterns take on very different appearances – and the full set of 16 sail-based presentations are the same in both spandrels, but in different orders. The display with central circle housing the default (a, b, c) line, and that with (a, d, e) , reverse places in Type I and Type II spandrels. This shuffling is crucial: because of it, *both* types will be found to facilitate *cowbirding*, a process of paramount interest.

Successive explosions of the sedenions’ $\mathbf{S} = 1$ box-kite take us to the $\mathbf{S} = 9$ and $\mathbf{S} = 25$ ET’s of the pathions and chingons respectively. Such instantiating is readily generalized, since each *spectral band* of 8 consecutive \mathbf{S} values (powers of 2 excluded) obeys the same hide/fill logic: like the 7 sand-mandala ET’s in the pathions, there is an animation-like impetus connecting each to each, all with the same counts of proper and hidden box-kites. For those who like to read the libretto at the opera, the graphics corresponding to the cases just mentioned, in the order just given, are on Slides 16, 25, and 48 of [9].

Our sedenion starter kit has Z-trip $(3, 6, 5)$. For this and its L-trips, we get the 4 HBK’s, all with $\mathbf{S} = 9$, $\mathbf{X} = 25$, $\mathbf{G} = 16$, as shown below. (The original assessor L- and U- indices, all with $\mathbf{S} = 1$, $\mathbf{X} = 9$, $\mathbf{G} = 8$, are shown on the first and third lines; as pathion L-indices, their corresponding U-indices appear in the second and fourth.)

The zigzags of the pathion HBK’s share a special feature: treat all 6 L- and U-indices, plus \mathbf{X} and the Real unit, as a set. Not only are the HBK’s edges bereft of ZD currents; this 8-D ensemble shows no ZD currents anywhere within it, no matter how you twist it. No two pairings of one element each from (a, b, c) and (A, B, C, X) will mutually zero-divide. We have, then, a pure octonion copy.

Table 2: Sedenion Sails and their Pathion Explosions
 $(\mathbf{S}, \mathbf{X}, \mathbf{G} = 1, 9, 8) \Rightarrow (\mathbf{S}, \mathbf{X}, \mathbf{G} = 9, 15, 16)$

(a, b, c)	(a, d, e)	(d, b, f)	(e, f, c)
(03, 06, 05)	(03, 04, 07)	(04, 06, 02)	(07, 02, 05)
(26, 31, 28)	(26, 29, 30)	(29, 31, 27)	(30, 27, 28)
(10, 15, 12)	(10, 13, 14)	(13, 15, 11)	(14, 11, 12)
(19, 22, 21)	(19, 20, 23)	(20, 22, 18)	(23, 18, 21)

Clearly, the four Q-copies involving L- and U- units along the zigzag's edges are ZD-free, as are the 3 trips involving the spandrel's \mathbf{X} with the U- and L- indices of each zigzag assessor in turn. Such an ensemble, whose indices can be relabeled to be identified with standard octonions, we call an *egg*; its habitat, a *cowbird's nest*. Such nidi exist in all spandrels, one per each of the four HBK zigzags, in their zigzag (ADE) sails for Type I (Type II). Implied in this are three claims, comprising the ...

Cowbird Theorem. Each HBK in a spandrel contains a ZD-free octonion egg O , consisting of the Reals, the L-indexed units of one of the source box-kite's sails, their U-index partners in the HBK exploded from it, plus another imaginary indexed by the spandrel's \mathbf{X} . O -containment is *universal* among HBKs found in either Type I or Type II spandrels, and is also *habitat-specific*: for Type I, an O is always and only to be found in an HBK's zigzag sail, whose L-index set is identically that of the source box-kite's sail from which the HBK was exploded. Type II spandrels, meanwhile, harbor eggs in their HBK's ADE sails, in patterns that are *flowmorphic* – that is, have identically connected and oriented lines in their Fano presentations – to the Type I eggs' nests.

We introduce and exemplify seven lemmas that pave the way to our proof. These highlight and customize familiar aspects of $\text{PSL}(2,7)$, the 168-element simple group governing manipulation of the Fano diagram's labeling. (This is not to be confused with the 480 distinct labeling schemes for octonions mentioned earlier: only a small subset of these entail the XOR relations defining triplets upon which our apparatus depends.) We also want to indicate certain correspondences between the fourfold \mathbf{G} loading – at the corners, and in the center – which effects the explosion process taking one from 2^N to 2^{N+1} levels, and the same-level fourfold *label-exchange* process which underwrites the basic $\text{PSL}(2,7)$ symmetries.

Lemma 1: Explosion fixes one of the 7 Fano-plane lines (the zigzag circle, in our arguments' context), with the other 6 having their orientations reversed: all 6

contain exactly 2 of the 4 high-bit-augmented nodes, so Rule 2 applies to each. By Fano symmetry, the same holds true whatever four nodes are sites for \mathbf{G} loading, provided no 3 reside in one line (occurring only if exactly one line has no nodes selected).

Lemma 2: If the fixed line be one of the 3 sides, the G-loading nodes will form a kite containing \mathbf{S} and the angle opposite the fixed side, and the 2 midpoint nodes joined to both. If a strut, G-loading sites are the node-pairs perpendicular to it, residing in midpoints and vertices. But all 3 cases are projectively equivalent, and any 4-node loading can be uniquely specified writing $PL(m, n, p)$, triplet (m, n, p) the fixed line, each line choice uniquely corresponding to the explosion of one of the 7 (possibly hidden) box-kites in a single brocade.

Lemma 3: Consider two distinct lines l_1 and l_2 among a Fano presentation's 7. If $N(P)$ lines $\in P$, the set whose orientations are *preserved* (oriented identically to those placed in the same positions in a standard Type I box-kite, per Figure 3), and $N(R) = (7 - N(P))$ lines $\in R$, where orientations are *reversed*, perform $PL(l_1)$. For l_1 only, orientation stays unchanged. If $l_1 \in P$, then after the performance, $N(R) = (N(P) - 1)$; if $\in R$, then $N(R) = (N(P) + 1)$. If we start with standard presentations of either Type I ($N(R) = 0$), Type II ($N(R) = 2$), Type I's explosion ($N(R) = 6$) or Type II's ($N(R) = 6$ if the fixed line l_1 which produced it begins in R, else $N(R) = 4$), then any followup performance of $PL(l_2)$ will have $N(R)$ an even number.

Lemma 4: The four-point sites for G-loading are the necessary and sufficient bases for *double exchange* (DX) of labels, the minimal non-trivial label exchanges possible which preserve the mutual connections among the 7 lines. For a fixed line (m, n, p) , the expression $DX(m, n, p; Op)$, Op either H , V , D , or the identity operator I , defines a Klein Group. Taking the fixed line to be the vertical strut (d, \mathbf{S}, c) on the standard Type I layout for ease of visualizing, the horizontal DX operator H (instantiated here via $a \rightleftharpoons b, e \rightleftharpoons f$) produces a dihedral flip of the Fano triangle along (d, \mathbf{S}, c) . The vertical DX V (realized here as $e \rightleftharpoons a, f \rightleftharpoons b$) makes the trefoil (e, c, f) and zigzag (a, b, c) trade places while preserving their (and the vertical strut's) orientations. The composite $D = H \cdot V = V \cdot H$ is commutative, and exchanges diagonally opposite members of the four-point site. All three operators being involutions, their Klein Group can be written by supplementing the D composition just given with the relations $H^2 = V^2 = D^2 = I$. (As $168 = 4 \cdot 7 \cdot 6$, with 7 lines of triplets each permutable in $3! = 6$ ways, the structure of the Fano plane's group qua *brocade presentation* is hereby given.)

Lemma 5: Define counts $N(R)$, $N(P)$ of lines in sets R and P as in Lemma 3. Assume a given Fano presentation is derived from standard Type I or Type II presentations by PL operations, as in Lemma 4. Then $N(R)$ is even. Consider the before and after counts for the dihedral flip along the vertical strut, $DX(a\mathbf{S}f;V)$. Orientations of all 3 struts are unaffected; hence, if their contribution to $N(R)$ before DX is odd, it will be so after DX, and ditto for DX even. Orientations for all 3 sides plus the center, meanwhile, are all reversed: hence, if their contribution to $N(R)$ before DX is k , it will be $(4 - k)$ after DX, hence its odd or even status will remain unchanged. If we start, then, with Type I or Type II or any HBK derived from either by multiple applications of PL, $N(R)$ will be even before DX, and remain so, since odd plus odd and even plus even are both even. As all DX operations, per Lemma 4, are equivalent in all senses relevant, all DX operations preserve evenness of the reversed-flow count.

Lemma 6: Any standard-form Type I can be converted into any of 3 different standard-form Type II's by performing, in either order, a DX and a PL on a strut $m\mathbf{S}n$. For the zigzag $(3, 6, 5)$ of the $\mathbf{S} = 1$, $N = 4$ (hence, Type I) box-kite, $DX(a\mathbf{S}f;V)$ and $PL(a\mathbf{S}f)$, performed in either order, gives two easy ways to generate the Type II shown on the right of Figure 4.

Lemma 7: By Lemmas 3 and 5, any combination of PL and DX operations (mutually commuting where orientation-preservation is concerned), will always reverse an even number of lines; further, the number of reversed lines with respect to the standard Type I presentation will likewise always be even after performing any number of such operations. Ergo, standard-presentation Type III and Type IV box-kites (Type I with 1 or 3 struts reversed respectively) can never be derived from Type I and Type II types. But G-loading, and catamaran twisting within a brocade, are the bases for all possible creation of standard box-kites. Hence Types III and IV are impossible.

Now let's tackle the cowbirding theorem, give reasons for so naming it, then spell out our claims for its potential to underwrite models of semantic networks.

Proof. We consider only Type I for most of our argument, then find a simple way to carry over everything shown therein to the Type II situation. Label a standard-form Type I box-kite in the 2^N -ions in conformity with that shown on the right of Figure 3: strut constant \mathbf{S} appears in the center, the zigzag's a, b, c are arrayed about it at 10, 2, and 6 o'clock respectively, with their strut opposite nodes f, e, d appearing in the lower right and left corners and apex, in that order. Explode by G-loading the corners and center with g (the pre-explosion \mathbf{G}) – synonymous

with saying perform the operation $PL(a,b,c)$. The result is the (a,b,c) -based HBK, with \mathbf{X} now equal to the pre-exploded $\mathbf{S} = \mathbf{s}$, and new $\mathbf{S} = s + g$, and new $\mathbf{G} = 2g = 2^N$. To prevent ambiguity when pre- and post- explosion nodes are referenced, the subscript ‘H’ designates nodes in the HBK, not the source box-kite.

For arbitrary zigzag assessor (Z,z) and its strut-opposite vent assessor (V,v) in the HBK, U-indices $Z = \mathbf{G} + v$; but $PL(a,b,c)$ having loaded each pre-exploded v with g , this means $(z,Z) = (z, \mathbf{G} + g + v)$, and $(v,V) = (v, \mathbf{G} + g + z)$. Our initial claim: in this HBK, the 6 zigzag units, $\mathbf{X} (= \mathbf{G} + g + s)$, and the Real unit (index = 0) are isomorphic to the standard octonions, hence ZD-free. Call this octet *egg* O in the (a,b,c) cowbird’s nest, associated with Type I box-kite, having $\mathbf{S} = s$ and zigzag L-index set (a,b,c) in the 2^N -ions, shorthanded $(a,b,c;s;N)$.

The multiplication table of O is clearly isomorphic to that for the usual octonions: for each (z,Z) choice, $z \cdot \mathbf{X} = Z$, and HBK trips (a,b,c) , (a,B_H,C_H) , (A_H,b,C_H) , and (A_H,B_H,c) provide the remaining four quaternion copies that complete the septet found in standard octonions. And, as this is an HBK, we already know that the products represented by the HBK’s zigzag edges are *not* zero. We now take a “voyage by catamaran,” showing, by twist-product logic, how the other L- and U- index pairings contained in O *also* make no zeros.

For each pairing among zigzag L-indices, the Fano triangle presentation makes it clear that the arrow sweeping out 120° between them forms an arc beneath the corner L-index which represents the strut constant of the box-kite the assessors containing said L-indices twist to. For an (a,b,c) Type I HBK, all three exceed g , equalling $(g+d)$, $(g+f)$, and $(g+e)$, for twists between (A_H,B_H) , (B_H,C_H) and (C_H,A_H) respectively. For the first such twisting, switch the L-indices while retaining the U-indices, and consider the product of $(b, \mathbf{G} + g + f)$ and $(a, \mathbf{G} + g + e)$. Write these index-pairs in left-to-right order, with the pair starting with a on the bottom, and further mark the right-hand term on the top with a “+” (since the unit with this index will have *opposite* sign from that of the other zigzag’s corresponding term, hence their twist product will have the *same* sign in the same location). Symbolic multiplication shows combining the four term-by-term products cannot sum to zero, as follows:

$$\begin{array}{r}
 +(b) + (\mathbf{G} + g + f) \\
 +(a) + (\mathbf{G} + g + e) \\
 \hline
 -(\mathbf{G} + g + s) + (c) \\
 +(c) + (\mathbf{G} + g + s) \\
 \hline
 2c: \text{ NOT ZERO}
 \end{array}$$

Since (e, f, c) is CPO for the L-index trip along the bottom side of the triangle, and (a, b, c) is likewise the Z-trip in CPO, the upper right and lower left results are clearly same-signed copies of c . (Since the top right product entails *two* Rule 2 eliminations, there is no resulting sign-change effecting ef .) The other two results, meanwhile, both prepend $(\mathbf{G} + g)$ with no effect on sign; signs on s are opposite, however, because one results from multiplying terms in $v \cdot z$ order, while the other multiplication has form $z \cdot v$.

By symmetry, parallel results (of $2a$ and $2b$) are obtained for the twists of $B_H C_H$ and $C_H A_H$ respectively. As these exhaust the nontrivial possibilities for products between L- and U- index pairings in O , our initial claim proves true.

A similar symmetry argument lets us prove our case for all Type I trefoil HBK's by proving it for any one: recall that each of these differs from Type I by having reversed flows along the strut and side containing the single L-index shared with the zigzag in the pre-exploded box-kite. It will suffice, then, to consider the case of the (a, d, e) HBK derived from the same pre-explosion box-kite. Its zigzag assessors A_H, B_H, C_H then read $(a, \mathbf{G} + g + f)$; $(d, \mathbf{G} + g + c)$; $(e, \mathbf{G} + g + b)$. Twists among these three all take one to box-kites with strut constants exceeding g , with similar effect. Since edge-signs are not all the same (two are positive, one negative), twist-product signs will also lack uniformity, so we append the binary variable σ to the top right term in the multiplication's setup, and test that neither possible value for it can lead to a final summation of zero.

Twisting A_H and B_H (with Fano-plane arrow curving between their L-indices in the zigzag's circle and beneath $d_H = g + b$) yields the following symbolic arithmetic:

$$\begin{array}{r} +(d) + \sigma \cdot (\mathbf{G} + g + a) \\ +(a) + (\mathbf{G} + g + c) \\ \hline -(\mathbf{G} + g + s) + \sigma \cdot e \\ \hline -(e) - \sigma \cdot (\mathbf{G} + g + s) \\ \hline 2e \text{ or } 2(\mathbf{G} + g + s) : \text{NOT ZERO} \end{array}$$

By symmetry once more, we assert a “not zero” result for twist-product zero-divisor testing for $B_H C_H$ and $C_H A_H$. This completes the proof of *universality*: all zigzags of all Type I HBK's have cowbird's nests, and thereby can “hold eggs.”

Only the zigzags, however, in such spandrels can do so. For while the strut constants of box-kites being twisted to all exceed g in the above treatments, the zigzag's L-indices all are *less* than g , and two of these will be strut constants for

box-kites being twisted to for the trefoil HBK's. When the source box-kite resides in the sedenions, this clearly means these two \mathbf{S} values being twisted to designate ET's with no empty spaces save the long diagonals; hence, all products of ZD's within them that aren't trivially excluded (self-products and strut-constants) will be zero. But symbolic calculations like those just considered make it clear that this low- N situation generalizes completely.

Consider, for instance, the (a, b, c) HBK's own (a, d, e) sail, $(a_H, d_H, e_H) = a, g + d, g + e$. By Rule 2, the last two terms must be placed in reverse order when their trip is written CPO, so we have $(a, g + e, g + d) = (a_H, e_H, d_H)$: the side and strut containing a are both reversed in this HBK. U-indices are $(G + g + f)$, $(G + c)$, and $(G + b)$. (Note the lack of a 'g' term in both D_H and E_H .) The $a_H d_H$ twist implies a box-kite with strut constant $a < g$, leading to this symbolic arithmetic:

$$\begin{array}{c} +(a) + \sigma \cdot (\mathbf{G} + c) \\ \frac{+(g + d) + (\mathbf{G} + g + f)}{+(\mathbf{G} + g + s) + \sigma \cdot (g + e)} \\ \frac{+(g + e) + \sigma \cdot (\mathbf{G} + g + s)}{(\sigma = -1) \Leftrightarrow 0 \quad \therefore \text{NO EGG}} \end{array}$$

The obvious symmetry argument holds for the other two trefoils' twist products involving the assessor the reversed side shares with the zigzag. Our claim of "no egg" must hold, then, for all trefoil sails within the (a, b, c) HDK. But as the trefoil-based HDK's also have (2 of 3) zigzag twist products in box-kites with strut constants $< g$, mutually zero-dividing ZD's must be contained in these, hence "no egg." Hence, the Type I HBK eggs are all to be found nestled in zigzag sails only, proving our claim of *habitat locality*.

Finally, what of Type II box-kites, which (aside, of course, from HBK's) we know by Lemma 7 are the only other kind that exist? Recall from Lemma 6 how they derive from Type I's: to test their HBK's, we'll need to consider 3, not 2, high-bit appendings, which we'll label, by increasing size, g , \mathbf{G} , and Γ . This makes the bookkeeping more convoluted, but the proofs are not more difficult in principle. This is where the notion of oriented lines in two different Fano presentations being *flowmorphic*, introduced toward the end of the Cowbird Theorem's statement, must be made concrete.

As Type I spandrels require only one explosion, symbolic expressions describing oriented triplets of nodes within them entail only the use of g in addition to the standard seven letters. Type II spandrels, however, require two PL operations,

the first to convert the Type I into a Type II. Hence, symbolic expressions within them entail \mathbf{G} as well as g , and so will frequently require applying Rule 2 twice. This is best explained through examples. For Type I, we stick with our running for-instance, exemplified in Table 2: the explosion of an $\mathbf{S} = 1$ sedenion boxkite with zigzag L-indices $(3, 6, 5)$. By XOR with \mathbf{S} , we know that, for the latter source, the strut opposite f, e, d L-indices are $2, 7, 4$ in that order, with corresponding U-indices found by adding \mathbf{G} to the strut opposites: hence, $A = \mathbf{G} + f = 10$, $B = \mathbf{G} + e = 15$, $C = \mathbf{G} + d = 12$, and so on. Now, explode the (A, B, C) sail into its own HBK by PL, and we get the leftmost "ABC" column entry in the top row of the table, presented on the page facing the statement of the Cowbird Theorem: the old $(a, A) = (3, 10)$ is split into the new strut-opposite (a, f) pairing, and their U-indices are now the new $\mathbf{G} + f = 16 + 10 = 26$, with the rest filled out as shown in the table. The next three columns do the same for the trefoil sails' assessors as indicated. The row immediately below then spells out the contents of the F, E, D assessors associated with the A, B, C's above.

Now, let's first re-write the (A, B, C) HBK with (a, b, c) sail in the zigzag, both literally and symbolically. (*Re-write*, since this is what is given by default upon completing the usual G-loading by corners-and-center PL.) Then, use $\text{DX}(ade; D) - D$, not H, since all 3 trefoil L-index sets are *reversed* in this HBK – to swap zigzag and a -sharing trefoil while preserving both their orientations, so that we can compare these two different Fano presentations for this same HBK.

Next, do the same for the Type II built by G-loading (then swapping, to retain original orientations) d and e , and b and c , per the move from the left to right diagrams in Figure 4. Use g in the symbolic expressions of this first step, then explode into an HBK with $2g = \mathbf{G}$, eventually deriving associated U-indices via adding of $4g = 2\mathbf{G} = \Gamma$ to L-index strut-opposites. Likewise, write the Type II (A, B, C) HBK in two different Fano presentations, with (a, b, c) and (a, d, e) in their respective zigzags.

Shorthand the (a, b, c) -, then (d, e, f) - as-zigzag presentations of the Type I (A, B, C) HBK as $\text{I:ABC} \leftrightarrow abc$ and $\text{I:ABC} \leftrightarrow def$ in that order, and write the analogous Type II's identically, but with II preceding the colon. If one converts all symbolic expressions at nodes into pure graphical elements (oriented arrows), two deep surprises are revealed:

$$\begin{aligned} \text{I:ABC} \leftrightarrow abc &\asymp \text{II:ABC} \leftrightarrow ade \\ \text{I:ABC} \leftrightarrow ade &\asymp \text{II:ABC} \leftrightarrow abc \end{aligned}$$

Here, we use \asymp to mean *is flowmorphic to*: their oriented Fano graphs, with

nodes labeled only with the minimal symbolic elements of the set (a, b, c, d, e, f, s) , are identical.

Proceed in the same fashion, employing all four columns of literal indices in the aforesaid table: taking care to match letters and positions (so that the b L-index of the third (f, d, b) trefoil is written in the second position of the zigzag, the c L-index of the fourth (f, c, e) is put in the third zigzag slot, etc.), the flowmorphic correspondences continue, in the same exact manner.

Consider the 3 T-bar graphs mentioned earlier, which present as successive rotations clockwise through 120° : two reversed lines, the T's crossbar and stem, share the a node in I:ADE $\leftrightarrow abc$, the b node in I:DBF $\leftrightarrow abc$, and c in I:EFC $\leftrightarrow abc$. These correspond to Type II's analogous graphs in the (a, d, e) presentations of the ADE, DBF, and EFC HBK's respectively (with the (a, d, e) in the Type II ABC being flowmorphic to the Type I HBK's all-lines-reversed-but-the-zigzag explosion graph).

Ditto, for the (a, d, e) row of presentations in Type I's HBK's and the (a, b, c) row in Type II's. For all, the zigzag circular line is always clockwise (guaranteed by judicious choice of H or D in the DX). Viewed left (the ABC HBK) to right (the EFC), we first encounter the *Pup Tent* graph, so-called because it has all 3 sides reversed, and only the strut *not* reversed in the pathion Type II box-kite source being reversed here, suggesting the vertical zipper in a pup-tent's triangular entryway. Then comes the *Swallow's Tail*, with all non-zigzag lines reversed, except the two sides with midpoints not a . Third is the two-tined *Shrimp Fork*, where the only reversals are the line-pair pointing out and away from e and not including the third ray from e 's angle containing a . Finally, in the EFC HBK, the two reversals of the *Switchblade* comprise the side on the right leading into, and the strut leading out from, the node d at the top.

For the third and fourth rows we can construct beneath these same column heads, DX's bringing properly oriented (d, b, f) and (e, f, c) L-trips into the zigzag, display T-bar-style rotations of only these four graphs (Pup-tents always and only in the ABC column, the others shuffled around in the other columns). This exact correspondence between Type I and Type II HBK graphs makes it clear that Type II's second row of graphs, and Type I's first, comprise the complete set of cowbird's nests . . . thereby completing our proof.

■

3 Cowbirding, Bricolage, and Future Directions

Cowbirds famously lay their eggs in other birds' nests. As a verb, "cowbirding" was how some object-oriented programmers at the old Lotus Development Corporation described stuffing methods or structures in abandoned object slots, when creating new ones was inconvenient or disallowed. Our cowbird's nests permit infiltration from outside the current index-system context, directly from another such: indefinitely many octonion copies, one per spandrel HBK, means innumerable sites from which to restart CDP. Map indices of units in a given nest (3, 6, 5, 26, 31, 28, plus $\mathbf{X} = 25$ and 0 for Reals in our running example) to the usual "starter kit" (of 0 through 7, with \mathbf{X} mapping most readily to 4 in the center, per the L-index Fano of the sedenions' $\mathbf{S} = 4$ box-kite). Or map them to any other "kit" that seemed convenient, then back again after "digressing." Chomsky's context-sensitive grammars (as opposed to the context-free typical of programming languages) are clearly implicated – suggesting algorithmic opportunities exceeding the built-in givens of our "new kind of Number Theory."

"Cowbirding" as described here is synonymous with a term made famous by Lévi-Strauss in *The Savage Mind*, then disseminated by his colleague François Jacob [15] among evolutionary biologists. *Bricolage*, per the anthropologist, is what a rural jack-of-all-trades or "Mr. Fixit" (translated as a "tinkerer" in Jacob's piece) performs. Like "the significant images of myth,"

the materials of the bricoleur are elements which can be defined by two criteria: they have *had a use*, as words in a piece of discourse which mythical thought 'detaches' in the same way as a bricoleur, in the course of repairing them, detaches the cogwheels of an old alarm clock; and *they can be used again* either for the same purpose or for a different one if they are at all diverted from their previous function.

[16, p. 35]

Like MacGyver, the Swiss army knife and duct-tape-toting protagonist of the eponymous TV series, the bricoleur, bereft of a specialized collection of high-tech tools, employs odds and ends he finds at hand, solving seemingly unrelated problems of the moment in unconventional ways. In the words of the authors of a highly influential tract on cognitive science, this is one among many ways of describing evolution as driven by suboptimal solution-finding, or "satisficing," wherein selection

operates as a broad survival filter that admits any structure that has sufficient integrity to persist. Given this point of view, the focus of

analysis is no longer on traits but rather on organismic patterns via their life history. [This] is evolution as *bricolage*, the putting together of parts and items in complicated arrays, not because they fulfill some ideal design but simply because they are possible. Here the evolutionary problem is no longer how to force a precise trajectory by the requirements of optimal fitness; it is, rather, how to prune the multiplicity of viable trajectories that exist at any given point. [17, p. 196]

What's needed: a grasp of dynamic processes that drive or enable our flip-books, balloon-rides, explosions, and so forth. Elsewhere (see pp. 139-40 of [1], and Sections 2 and 3 of [14]), we have deployed ZD tools to represent key objects of semiotics. For example, we used the correspondence between the 4-unit pattern of strut-opposite assessors and Jean Petitot's 4-control Butterfly Catastrophe rendering of Algirdas Greimas' "Semiotic Square." [15] But Petitot also provides a more complex, Double Cusp Catastrophe, model of the primary tool used by Lévi-Strauss: the "canonical law of myths." [16] As the third section of this monograph's first draft sketches out at length [18], sequel studies [19] will deploy a sort of Catastrophic representation theory based on ZD's. Beginning with the correspondence between the "local" level of our strut-opposite quartets of assessor indices and the Semiotic Square, we proceed into more rarefied air, where explosion necessitates connecting with the "global" network-trafficking the Canonical Law would regulate. (Leading question: Will the future architecture of the Web-replacing Grid recapitulate that of Lévi-Strauss's "web that knows no weaver" made of myths?)

To briefly review our earlier work relating ZD patterns to Greimas' Square, place A and a , say, on a square's top corners, and strut opposite units F and f on the corners diagonally opposite. The two ends of each line are connected by XOR-ing with \mathbf{X} , the diagonals by \mathbf{G} , and the verticals by \mathbf{S} . Instantiations of this "atom of meaningfulness" abound in Greimas and Petitot's works, but one telling example implicitly demonstrates its difference from Boolean binary logic.

Across the horizontals at the top and bottom of the box, write "True" and "False"; along left and right verticals, put "Secret" and "Lie." Label the nodes at top left and bottom right "Being" and "Non-Being," and refer to the diagonal as the schema for *immanence*; those at top and bottom of the other diagonal, regulating *manifestation*, are labeled "Seeming" and "Non-Seeming" respectively. (For a detailed discussion, see Section 3.7 of [15]). This provides a framework for contemplating verediction, which plays a key role in the contractual component

of narratives. The exposure of the villain transforms “Lie” into “False” at the turning point in countless fairy tales, where the threat to the true order of things is finally rejected (typically, at the last possible moment). In stories like *Cinderella*, the narrative is propelled by the inevitability of transforming the “Secret” into the “True”: it is the possessor of the secret of the glass slipper, not one of her evil step-sisters, who rightly wins Prince Charming’s heart.

The three kinds of lines relate to Roman Jakobson’s three kinds of “binary opposition” in his groundbreaking studies of phonemics, at the basis of all later structuralist set-ups, including that of Lévi-Strauss. The diagonals indicate Jakobson’s “privation”: e.g., the plosive ‘p’ differs from ‘b’ solely by its absence of voicing – and indicate, for *us*, where the singleton high-bit indicated by **G** is XOR’d with the index of a lower- or upper- case letter, thereby connecting L- to U- units in strut-opposite assessors.

The horizontals are sites of *contrariety* – a 2-control competition between 2 warring parties in Catastrophe terms (or a pair of “sememes” forced into relationship from the semiotician’s vantage). They generate the synchronous (/) and anti-synchronous (\) diagonals in the assessor planes in our model. Verticals are linked with *implication*. Per last paragraph’s examples, transforming competitive dynamics on horizontals, into orders of implication along verticals, opens the door to higher-order models: conversion of horizontals into verticals in this sense is exactly what our *explosion process* effects.

Here we can underwrite the full workings of “spandrel thinking,” as Gould and Lewontin explain it. For spandrels exist not only on postage stamps, but in the quartet of curved triangles formed where dome-supporting arches cross in front of cathedral naves. Spandrels became favorite sites for mosaic and painterly expression – so much so, that one who was architecturally naive might think the archways’ intersection pattern was concocted to facilitate their production. But in fact, they are the happy side-effect of the architecture; the evolution of architectural design selected for crossed arches, not the spandrels that rode on their coattails. Gould and Lewontin’s point: many evolutionary arguments assume selection pressures are at work evolving spandrel-like attributes – or, in Greimas’ argot, that presuppositions (the Square’s verticals) must sometimes fight for survival (along horizontals).

Such cart-before-horse flipflops are endemic in any explanatory enterprise. What we claim here is our toolkit suffices to model conundra of this sort... and allow for contexts wherein spandrels, by cowbird logic, become sites for future adaptations (hence, selection pressures) in their own right.[20]

References

- [1] Robert P. C. de Marrais, “Placeholder Substructures I: The Road from NKS to Scale-Free Networks is Paved with Zero-Divisors,” *Complex Systems*, 17 (2007), 125-142; arXiv:math.RA/0703745.
- [2] Robert P. C. de Marrais, “Placeholder Substructures II: Meta-Fractals, Made of Box-Kites, Fill Infinite-Dimensional Skies,” arXiv:0704.0026 [math.RA]
- [3] Robert P. C. de Marrais, “Placeholder Substructures III: A Bit-String-Driven ‘Recipe Theory’,” arXiv:0704.0112 [math.RA]
- [4] François Jacob, “Evolution and Tinkering,” *Science*, 196 (1977), 1161-1166.
- [5] Claude Lévi-Strauss, *The Savage Mind* (University of Chicago Press, Chicago and London, 1969; French original, 1962)
- [6] Robert P. C. de Marrais, “The 42 Assessors and the Box-Kites They Fly,” arXiv:math.GM/0011260
- [7] R. Guillermo Moreno, “The Zero Divisors of the Cayley-Dickson Algebras over the Real Numbers,” *Boletín Sociedad Matemática Mexicana* (3), 4, 1 (1998), 13-28; preprint available online at arXiv:q-alg/9710013
- [8] Sir Tim Berners-Lee, “The Two Magics of Web Science,” WWW Banff keynote address, May 9, 2007; video available online at www.w3.org/2007/Talks/0509-www-keynote-tbl
- [9] Robert P. C. de Marrais, “Placeholder Substructures,” wolframscience.com/conference/2006/presentations/materials/demarrais.ppt (Powerpoint show)
- [10] I. L. Kantor and A. S. Solodovnikov, *Hypercomplex Numbers: An Elementary Introduction to Algebras* (Springer-Verlag, New York, 1989)
- [11] Stephen Jay Gould and Richard C. Lewontin, “The Spandrels of San Marco and the Panglossian Paradigm: A Critique of the Adaptationist Programme,” *Proceedings of the Royal Society of London, Series B*, Vol. 205, No. 1161 (1979), 581-598.
- [12] Robert P. C. de Marrais, “Flying Higher Than A Box-Kite,” arXiv:math.RA/0207003

- [13] Benoit Mandelbrot, *The Fractal Geometry of Nature* (W. H. Freeman and Company, San Francisco, 1983)
- [14] Robert P. C. de Marrais, “Presto! Digitization,” arXiv:math.RA/0603281
- [15] Jean Petitot, *Morphogenesis of Meaning*, (Peter Lang, New York and Bern, 2004; French original, 1985).
- [16] Jean Petitot, “A Morphodynamical Schematization of the Canonical Formula for Myths,” in *The Double Twist: From Ethnography to Morphodynamics*, edited by Pierre Maranda (University of Toronto Press, Toronto and Buffalo, 2001, pp. 267-311).
- [17] Francisco J. Varela, Evan Thompson, and Eleanor Rosch, *The Embodied Mind: Cognitive Science and Human Experience* (The MIT Press, Cambridge MA and London, 1991)
- [18] Robert P. C. de Marrais, “Voyage By Catamaran: Long-Distance Network Navigation, from Myth Logic to the Semantic Web, Can Be Effected by Infinite-Dimensional Zero-Divisor Ensembles”, arXiv:math.GM/0804.3416 V1 [math.GM].
- [19] Robert P. C. de Marrais, ”Natural Numbers, Natural Language: Architecting the Semantic Web,” invited presentation at 4th International Conference on Natural Computing (ICNC '08) at Shandong University, Jilin, China, October 18-20, 2008.
- [20] Adam S. Wilkins, “Between ‘design’ and ‘bricolage’: Genetic networks, levels of selection, and adaptive evolution,” PNAS, 104, suppl. 1, May 15, 2007; <http://pnas.org/cgi/doi/10.1073/pnas.0701044104>