

A generalized voter model dynamics on complex networks

Casey M. Schneider-Mizell, Leonard M. Sander

July 17, 2022

Abstract

We study a generalization of the voter model on complex networks, focusing on the scaling of mean exit time. Previous work has defined the voter model in terms of an initially chosen node and a randomly chosen neighbor, which makes it difficult to disentangle the effects of the stochastic process itself relative to the network structure. We introduce a process with two steps, one that selects a pair of interacting nodes and one that determines the direction of interaction as a function of the degrees of the two nodes and a parameter α which sets the likelihood of the higher degree node giving its state. Traditional voter model behavior can be recovered within the model. We find that on a complete bipartite network, the traditional voter model is the fastest process. On a random network with power law degree distribution, we observe two regimes. For modest values of α , exit time is dominated by diffusive drift of the system state, but as the high nodes become more influential, the exit time becomes dominated by frustration effects. For certain selection processes, a short intermediate regime occurs where exit occurs after exponential mixing.

1 Introduction

The voter model has been extensively studied on lattices [9] and, in recent years, on complex networks [16, 14, 15, 5] and is closely related to models of language evolution [1], ecological dynamics [6], opinion dynamics [4], and epidemic spread [12]. The voter model defines a dynamical process where nodes are each assigned one of two states, $+1$ or -1 . Connections are defined on a lattice by nearest neighbors or on an arbitrary network by edges. Each update step consists of selecting a pair of nodes and giving the state of one node to the other. In the most frequently studied version of the model, the first node chosen adopts the state of the second.

The most interesting object of study is the mean exit time, i.e. the mean time to achieve complete agreement. For the voter model on complex networks, a node will be chosen second with frequency proportional to its degree, and so its influence is fixed by the selection process. In this paper, we introduce a generalized voter model with a single tunable parameter that allows control of the influence of topology in a manner independent of the selection process. In this generalized model, the probability of a node giving its state to its neighbor is proportional to k^α , where k is the node's degree and α is chosen.

Voter model processes based entirely on selection frequency are denoted either *link update* or *node update* [15]. In link update dynamics, every time step an edge is selected uniformly at random. One of the two nodes at the ends of the link is then chosen randomly to give its state to the other. In node update dynamics (described above) a node is selected to adopt the state of a random neighbor. The edge-following step introduces the network's degree heterogeneity causes the direction of the interaction to reflect the topology, which link update does not do. The neighbor chosen at random is likely to have high degree, so high degree nodes have more influence.

2 Generalized voter model

The two processes described above specify both the steps of selecting a pair of interacting nodes and the selection of the direction of interaction. We separate this process into two distinct steps to separate the effects of node selection and network topology on the dynamics.

Given a network of size N , each node i has state $s_i = \pm 1$ and degree k_i . We define P_{ij} to be the probability of giving to node i the state of node j during a given time step. There are two independent components of this event: the probability S_{ij} of selecting an edge connecting nodes i and j and the probability $W(k_i, k_j)$ that the direction of interaction is $s_j \mapsto s_i$. Thus,

$$P_{ij} = S_{ij}W(k_i, k_j). \quad (1)$$

The form of $W(k_i, k_j)$ is motivated by comparison with node update dynamics in uncorrelated networks. In uncorrelated networks, node update dynamics can be described by considering all nodes of like degree to be indistinguishable in the ensemble average [14]. In the following, i and j refer to the subgroups of all nodes with degrees k_i and k_j , respectively. Under the node update process, the probability of giving a node with degree k_i the state of a node with degree k_j is

$$P_{ij} = n_i \frac{k_j n_j}{\mu_1} \quad (2)$$

where n_i, n_j are the fraction of nodes with degrees k_i and k_j and $\mu_1 = \sum_i n_i k_i$ is the average degree. This can be interpreted as the probability n_i of selecting a node with degree k_i times the probability of following an edge into a node with degree k_j , given by the excess degree distribution [11]. A node in i has k_i edges, so the probability of following an edge into it is proportional to k_i . If node pairs are selected in this manner, a particular pair i and j can be chosen by either picking i and following an edge to j or by picking j and following an edge to i . For node selection, this gives

$$S_{ij}^n = \frac{n_i n_j}{2\mu_1} (k_i + k_j). \quad (3)$$

We propose a generalization that includes the standard node update dynamics, which requires $S_{ij} W(k_i, k_j) = P_{ij}$. The only form of $W(k_i, k_j)$ to do this is

$$W(k_i, k_j) = \frac{k_j}{k_i + k_j}. \quad (4)$$

This form is also consistent with our definition of $W(k_i, k_j)$ as a probability. Notably, it suggests a one parameter generalization which defines our generalized voter model:

$$W^\alpha(k_i, k_j) = \frac{k_j^\alpha}{k_i^\alpha + k_j^\alpha}. \quad (5)$$

Qualitatively speaking, the parameter α determines how much a node asserts its degree when transmitting its state. For $\alpha > 0$, the higher degree node of a pair is more likely to give its state to the lower degree node, a bias that increases with α . For $\alpha < 0$, the opposite is true. The special case $\alpha = 0$ ignores topology in determining the direction of interaction since $W^0 = 1/2$ always. Edge update dynamics is recovered by using edge selection to find pairs and setting $\alpha = 0$. Node update dynamics occurs when node selection determines pairs and $\alpha = 1$. If all nodes of the network have the same degree, as in a mean field or lattice topology, then all values of α are equivalent to the traditional voter model.

In qualitative terms, this model assumes some connection between the behavior of the agents and the underlying network on which they live. For example, if this were to be thought of as a model of opinion dynamics, a value of $\alpha > 1$ under node update selection would correspond to a situation where an individual prefers to behave like those who are more popular than himself. Celebrities or well-regarded experts are extremely influential, but the same forces that drive their high visibility also keep them from being influenced by the non-famous. The competing forces of influence and accessibility are tuned so that a small value of α makes all nodes accessible, but limits the influence of any node and a high value of α makes a few certain nodes influential, thus able to order their neighborhood quickly, but at the cost of those nodes changing only on rare occasions.

2.1 Dynamics

To understand the dynamics, we study the master equation for an arbitrary network. The probability of a system being in state $\mathbf{s} = \{s_i\}$ at time t is defined to be $P(\mathbf{s}, t)$. Denote by \mathbf{s}^i the state \mathbf{s} where $s_i \mapsto -s_i$ and let S_{ij} be the probability of selecting the edge between nodes i and j . For brevity, we write $W_\alpha(k_i, k_j) = W_{ij}^\alpha$. The master equation is

$$\frac{d}{dt}P(\mathbf{s}, t) = \sum_i \sum_j S_{ij} W_{ij}^\alpha \left(\frac{1 + s_i s_j}{2} \right) P(\mathbf{s}^i, t) - S_{ij} W_{ij}^\alpha \left(\frac{1 - s_i s_j}{2} \right) P(\mathbf{s}, t) \quad (6)$$

The evolution of arbitrary ensemble average correlation functions can be found in a straight-forward manner [7]. Let ρ_i be the ensemble average density of +1 states in nodes of degree k_i and let t be given in units of N update steps. By consideration of the master equation and averaging over all nodes of like degree:

$$\frac{d\rho_i}{dt} = \sum_j \frac{S_{ij}}{n_i} W_{ij}^\alpha (\rho_j - \rho_i). \quad (7)$$

We can find a conserved magnetization, ρ^* , by choosing coefficients C_i such that

$$\frac{d\rho^*}{dt} = \sum_i C_i \frac{d}{dt} \rho_i = 0. \quad (8)$$

Since S_{ij} is symmetric in i and j , this can happen for arbitrary subgraph densities only if

$$C_i \frac{W_{ji}^\alpha}{n_i} = C_j \frac{W_{ij}^\alpha}{n_j}. \quad (9)$$

This implies that $C_i \propto n_i k_i^\alpha$. Normalizing,

$$\rho^* = \frac{\sum_i n_i k_i^\alpha \rho_i}{\sum_i n_i k_i^\alpha} = \frac{1}{\mu_\alpha} \sum_i n_i k_i^\alpha \rho_i \quad (10)$$

where μ_α is the α^{th} moment of the degree distribution. Note that the ensemble conserved magnetism is independent of the process of selecting node pairs.

3 Bipartite Network

The simplest degree homogeneous topology is the fully connected bipartite network. Such a network is given by two groups of nodes, group A with size a and group B with size b . A node in group A is connected to every node in group B ,

but none in group A . The degree of nodes in A , k_A , is the size of B , giving $k_A = b$ and similarly $k_B = a$. In this situation all edges are interchangeable, so there is no difference between the two selection processes. We will consider only the effect of α . Let ρ_a be the concentration of +1 opinions in A and ρ_b be the concentration of +1 opinions in B . In our model, the special value $\alpha = 1$ is equivalent to the case studied in [14] on the same network and we follow a similar procedure. The densities evolve as

$$\frac{d\rho_a}{dt} = \frac{a+b}{a} W_{ab}^\alpha (\rho_b - \rho_a) \quad (11)$$

$$\frac{d\rho_b}{dt} = \frac{a+b}{b} W_{ba}^\alpha (\rho_a - \rho_b) \quad (12)$$

From Equation (10), the conserved magnetization is

$$\rho^* = \frac{1}{a^{\alpha-1} + b^{\alpha-1}} (b^{\alpha-1} \rho_a + a^{\alpha-1} \rho_b) \quad (13)$$

For any initial conditions, each ensemble average subgraph density approaches ρ^* . If all nodes in A start as +1 and all nodes in B start as -1, then the probability of ending in the +1 state is

$$P_+ = \frac{b^{\alpha-1}}{b^{\alpha-1} + a^{\alpha-1}} \quad (14)$$

The mean exit time T_α is given by the backward Komologorov equation [13]. The units of density change in each subgraph are $\delta_a = 1/a$, $\delta_b = 1/b$ and the unit of time change is $\delta_t = 1/(a+b)$, so

$$\begin{aligned} -\delta_t = \rho_a(1-\rho_a) [W_{ba}^\alpha T(\rho_a - \delta_a) + W_{ab}^\alpha T(\rho_b + \delta_b)] \\ + \rho_b(1-\rho_b) [W_{ba}^\alpha T(\rho_a + \delta_a) + W_{ab}^\alpha T(\rho_b - \delta_b)] \\ + (2\rho_a\rho_b - \rho_a - \rho_b)T. \end{aligned} \quad (15)$$

Expanding each term to second order in $\delta_{a,b}$,

$$\begin{aligned} -\frac{a^\alpha + b^\alpha}{a+b} = (\rho_a - \rho_b)(b^{\alpha-1}\partial_b - a^{\alpha-1}\partial_a)T + \\ \frac{1}{2}(\rho_a + \rho_b - 2\rho_a\rho_b)(a^{\alpha-2}\partial_a^2 + b^{\alpha-2}\partial_b^2)T. \end{aligned} \quad (16)$$

The first term describes convection, which brings the subgraph densities to some equal value, and the second term describes the diffusion of the network-wide state [14]. The convective dynamics are fast for all α , as equations (11) and (12)

can be solved to show that $\rho_a - \rho_b$ decays exponentially with a time constant that is always small.

The fast step toward equal subgraph densities has a negligible impact on extinction time and we can consider only the subsequent one dimensional problem. We define $\rho = \rho_a = \rho_b$ and apply a change of variables using Equation (10). After integrating,

$$T = -(a^{1-\alpha} + b^{1-\alpha})(a^{\alpha-1} + b^{\alpha-1})\frac{ab}{a+b}(\rho \log(\rho) + (1-\rho) \log(1-\rho)). \quad (17)$$

This has a similar form to the standard voter model, but with a factor that is symmetric about $\alpha = 1$ and non-vanishing. If we take $a = \lambda b$, then

$$T \propto (2 + \lambda^{1-\alpha} + \lambda^{\alpha-1})\frac{\lambda}{1+\lambda}b. \quad (18)$$

If $\lambda \gg 1$, corresponding to a relatively star-like graph,

$$T \sim \lambda^{|\alpha-1|}b. \quad (19)$$

This scaling is confirmed in simulations (see Fig. 1). Notably, the standard voter model, $\alpha = 1$, is the fastest process for any complete bipartite network.

4 Arbitrary networks

Similar analysis extends naturally to networks in which a node's degree determines the network structure. Many random network models fall into this category, notably any random network generated by the configuration model, including those with scale-free distributions, and Erdos-Renyi networks [11]. Small world networks are not included, however, as certain nodes have exceptional topological characteristics that are independent of their degree [17].

As in Equation (15), we can write the equation satisfied by the mean exit time on an arbitrary network:

$$T = \sum_{ij} S_{ij} W_{ij}^{\alpha} (\rho_j - \rho_i) \delta_i \partial_i T + \frac{1}{2} \sum_{ij} S_{ij} W_{ij}^{\alpha} (\rho_i + \rho_j - 2\rho_i \rho_j) \delta_i^2 \partial_i^2 T \quad (20)$$

The system is again split into a convective term and a diffusive term. The assumption of fast approach to well-mixed state must be treated more carefully in our generalized model, but there do exist cases where diffusion dominates. Namely, it is found in [14] that node update dynamics on a scale free network has fast convection compared to its diffusive exit time.

In the case of $\alpha \gg 1$, however, a node with degree higher than all its neighbors will act to dictate all neighboring states, but only rarely be changed itself. Any node with locally maximal degree will have a basin of influence and will behave differently than a node with the same degree that has neighbors with more influence. Moreover, the network in this case will not approach a global equilibrium quickly, but rather exist in a metastable state with a number of basins driven by almost-pinned nodes. The exact topology, rather than just degree distributions, can dominate the dynamics.

We assume that the exit time is diffusion dominated and will discuss the validity of this assumption afterwards. We change variables to produce a one dimensional equation in $\rho = \frac{1}{\mu_\alpha} \sum_i n_i k_i^\alpha \rho_i$:

$$-N = \frac{1}{\mu_\alpha^2} \left(\sum_{ij} S_{ij} W_{ij}^\alpha k_i^{2\alpha} \right) \rho(1-\rho) \partial_\rho^2 T. \quad (21)$$

After integrating,

$$T = -\frac{N \mu_\alpha^2}{\sum_{ij} S_{ij} W_{ij}^\alpha k_i^{2\alpha}} (\rho \log(\rho) + (1-\rho) \log(1-\rho)). \quad (22)$$

The denominator can be simplified by noting that

$$\sum_{ij} S_{ij} W_{ij}^\alpha k_i^{2\alpha} = \frac{1}{2} \left(\sum_{ij} S_{ij} W_{ij}^\alpha k_i^{2\alpha} + \sum_{ij} S_{ij} W_{ji}^\alpha k_j^{2\alpha} \right) = \frac{1}{2} \sum_{ij} S_{ij} k_i^\alpha k_j^\alpha. \quad (23)$$

This gives:

$$T \propto N \frac{\mu_\alpha^2}{\sum_{ij} S_{ij} k_i^\alpha k_j^\alpha}. \quad (24)$$

Since S_{ij} is a probability, the sum can be thought of as an average over selection probabilities. No assumptions about the network structure have been made, except that that diffusion dominates the exit time and that nodes with the same degree evolve similarly. Interestingly, for $\alpha = 0$, the form of interaction selection does not matter. In that case, $\mu_0 = 1$ and $W_{ij}^0 = 1/2$, so

$$T_{\alpha=0} \propto N \quad (25)$$

This agrees with the observation in [16] that exit times scale with N in situations where the unweighted magnetization is conserved, which corresponds exactly with $\alpha = 0$.

To go farther, we need to specify the selection scheme and the network. We focus our consideration on random uncorrelated scale-free networks with degree

distribution $n_k \sim k^{-\nu}$. Networks with power law distributions appear in a variety of social and biological contexts and exhibit a variety of interesting behaviors [11]. Let us first consider node update, for which:

$$S_{ij} = n_i n_j \frac{k_i + k_j}{2\mu_1}. \quad (26)$$

Then Equation (24) becomes:

$$T_{\mathcal{N}} \propto N \frac{\mu_1 \mu_\alpha}{\mu_{\alpha+1}}. \quad (27)$$

The α^{th} moment can be approximated by an integral:

$$\mu_\alpha \sim \int^{k_{max}} k^\alpha n(k) dk \quad (28)$$

up to an effective maximum degree k_{max} , defined by $\int_{k_{max}}^{\infty} n(k) dk = 1/N$ [8]. It is easily seen that $k_{max} \sim N^{1/(\nu-1)}$.

$$T_{\mathcal{N}} \propto \begin{cases} N^{\frac{\nu-2}{\nu-1}} & \alpha > \nu - 1 \\ N^{\frac{2\nu-\alpha-3}{\nu-1}} & \nu - 2 < \alpha < \nu - 1 \\ N & \alpha < \nu - 2 \end{cases} \quad (29)$$

For $\nu > 2$ and any α , the exit time increases without bound as system size increases. We simulated the process on random network generated by the configuration model [10] and found good agreement with our predictions (see Fig. 2).

For edge update dynamics,

$$S_{ij} = n_i n_j \frac{k_i k_j}{\mu^2}.$$

Low degree nodes are selected less frequently under edge selection than node selection. The diffusive exit time can be calculated similarly, giving:

$$T_{\mathcal{E}} = N \left(\frac{\mu_1 \mu_\alpha}{\mu_{\alpha+1}} \right)^2. \quad (30)$$

The approximate scaling for edge update is

$$T_{\mathcal{E}} \propto \begin{cases} N^{\frac{\nu-3}{\nu-1}} & \alpha > \nu - 1 \\ N^{\frac{3\nu-3\alpha-5}{\nu-1}} & \nu - 2 < \alpha < \nu - 1 \\ N & \alpha < \nu - 2 \end{cases} \quad (31)$$

This leads to very different scaling behavior. For the parameter regions

$$\nu < 3 \quad \alpha > \nu - 1 \quad (32)$$

$$\nu < \frac{2\alpha + 5}{3} \quad \nu - 2 < \alpha < \nu - 1 \quad (33)$$

the diffusive exit time vanishes as N increases. This would mean that the fluctuations are arbitrarily fast relative to system size, due to the highest degree term dominating the magnetism. The diffusive approximation must fail for these regions, since the fast process of bringing the states to a common value also brings them into a globally consistent state. Simulations show that there is a diffusive region which agrees with our predictions for smaller values of α (see Fig. 3).

The convective process involves an exponential decay of each ρ_i to its equilibrium value, with rate determined by the network structure. Analysis of Equation 20 shows that rate is not strongly dependent on system size, so the dependence comes just from the exit condition

$$\frac{1}{N} \sim e^{-T_{\mathcal{E}}/\tau} \quad (34)$$

which implies for that when diffusive time scales vanish

$$T_{\mathcal{E}} \sim \log(N). \quad (35)$$

Exponential mixing is only observed in link update selection, where the diffusive time vanishes. It is not observed systematically in node update.

In the limit $\alpha \rightarrow \infty$, a node surrounded only by lower degree nodes will take an arbitrarily long time to flip in either scheme. For large values of α , this frustration must be the dominant effect. The degree distribution of these locally highest degree nodes can be approximated for the non-assortative case quite simply. The degree distribution of local leaders, $p_{ll}(k)$, is the independent product that a node has degree k and that all k neighbors have a degree less than k :

$$p_{ll}(k) = p(k) \left(\sum_{k' < k} \frac{k' p(k')}{\mu_1} \right)^k. \quad (36)$$

It was recently found that the number of local leaders above a certain degree vanishes in the limit of $N \rightarrow \infty$, but the probability of lower degree nodes being local leaders stays finite [3]. However, this highest degree local leader appeared to scale linearly with the global highest degree node, so it is similarly unbounded as system size increases. The total number of local leaders N_{ll} thus scales linearly with N for large N .

The dynamics of these nodes are based on extremely local behavior and thus very hard to approximate. The probability on any given time step to flip a local leader with degree l is formally given by:

$$P_{flip}(l) = \sum_i S_{il} \frac{k_i^\alpha}{k_i^\alpha + l^\alpha} P(\sigma_i \neq \sigma_l) \quad (37)$$

where $P(\sigma_i \neq \sigma_l)$ is the probability that the neighboring state differs from the local leader's state and subscripts index individual nodes.

For either selection process, when l is large,

$$S_{li} \sim \frac{1}{N}. \quad (38)$$

The probability of a neighboring node having the opposite state is difficult to handle analytically. We assume it is finite and treat the following as a lower bound. Assuming that $l^\alpha \gg k_i^\alpha$,

$$P(l) \approx \frac{1}{Nl^{\alpha-1}} \left(\frac{1}{l} \sum_i k_i^\alpha \right). \quad (39)$$

The slowest situation occurs when the local leader in question is surrounded by relatively low degree nodes and $P(l) \sim l^{1-\alpha}/N$. For this case, the time to flip in units of system size scales as:

$$T_f \sim l^{\alpha-1}. \quad (40)$$

The highest degree of the local leaders scales linearly with the global highest degree [3], so for $\nu < 3$ local leaders with a degree l that increases without bound as the system size increases. For any value of $\alpha > 1$, frustration will occur at a system size high enough that such a node will likely exist and frustrated time scales will dominate unless the diffusive times scales are yet longer.

5 Summary

Recent work [2] has found an approximate mean exit time for a duplication process on networks with arbitrary edge weights, assuming that diffusion is the dominant time scale. In this work, we demonstrate that there are at least two natural ways for this estimate of exit time to fail. As observed in Baxter *et al.*, the time for the system to reach a metastable equilibrium can be at least as large as the diffusive exit time scale. We see this in the edge selection process for values of α and ν where the diffusive exit time vanishes as system size gets large. The frustrated dynamics in the node selection mode, however, presents a new way in which the diffusive

estimate can fail. System dynamics are driven by a small number of topologically special nodes, in effect breaking the assumption that a continuum description is applicable. Perhaps surprisingly, these frustrated dynamics can come out of a simple model with modest nonlinearity.

We have defined and analyzed a single parameter voter-model-like stochastic process that is identical to the original voter model on a homogeneous network. On a complex network, our generalized voter model has a tunable dependence on local network topology, allowing us to control the differing effects of selection and the direction of influence. On complete bipartite graphs, the traditional voter model is the fastest process to reach an absorbing state. On scale free networks, the dynamics depend strongly on the selection process. Node selection has two regimes; a diffusive one characterized by a well defined average magnetism and diffusion constant based on global network properties, and one with frustrated dynamics stemming from the neighborhood around a small number of locally highest degree nodes. Edge selection, previously considered uninteresting, has three regimes. In addition to diffusive and frustrated regimes, it also has a middle ground characterized by exponential mixing. Understanding the dynamics involved in this transition to frustration will be an interesting avenue for future work.

6 Acknowledgements

LMS is supported in part by NSF grant DMS 0554587. CMS would like to thank A. Stein and D. Adams for useful conversations.

References

- [1] G. J. Baxter, R. A. Blythe, W. Croft, and A. J. McKane. Utterance selection model of language change. *Physical Review E*, 73, 2006.
- [2] G. J. Baxter, R. A. Blythe, and A. J. McKane. Fixation and consensus times on a network: a unified approach. arXiv:0801.3083v1, 2008.
- [3] V. D. Blondel, J.-L. Guillaume, J. M. Hendrickx, C. de Kerchove, and R. Lambiotte. Local leaders in random networks. *Physical Review E*, 77, 2008.
- [4] Claudio Castellano, Santo Fortunato, and Vittorio Loreto. Statistical physics of social dynamics. arXiv:0710.3256v1, 2007.
- [5] Claudio Castellano, Vittorio Loreto, Alain Barrat, and Federico Cecconi. Comparison of voter and Glauber ordering dynamics on networks. *Physical Review E*, 71, 2005.

- [6] Stephen P. Hubbell. *The Unified Neutral Theory of Biodiversity and Biogeography*. Princeton University Press, Princeton, 2001.
- [7] P L Krapivsky. Kinetics of monomer-monomer surface catalytic reactions. *Physical Review A*, 45(2), 1992.
- [8] P L Krapivsky and S Redner. Finiteness and fluctuations in growing networks. *Journal of Physics A*, 35, 2002.
- [9] Thomas M Liggett. *Stochastic Interacting Systems*. Springer-Verlag, New York, 1999.
- [10] M Molloy and B Reed. A critical point for random graphs with a given degree sequence. *Random Structures and Algorithms*, 6, 1995.
- [11] M E J Newman. The structure and function of networks. *SIAM Review*, 45, 2003.
- [12] R Pastor-Satorras and A Vespignani. Epidemic spreading in scale-free networks. *Physical Review Letters*, 86, 2001.
- [13] S Redner. *A Guide to First-Passage Processes*. Cambridge University Press, Cambridge, England, 2001.
- [14] V Sood and S Redner. Voter model on heterogeneous graphs. *Physical Review Letters*, 94, 2005.
- [15] K Suchecki, Víctor M Eguiluz, and M San Miguel. Conservation laws for the voter model in complex networks. *Europhysics Letters*, 69, 2005.
- [16] K Suchecki, Víctor M Eguiluz, and M San Miguel. Voter model dynamics in complex networks: Role of dimensionality, disorder, and degree distribution. *Physical Review E*, 72, 2005.
- [17] D Watts and S Strogatz. Collective dynamics of ‘small-world’ networks. *Nature*, 393, 1998.

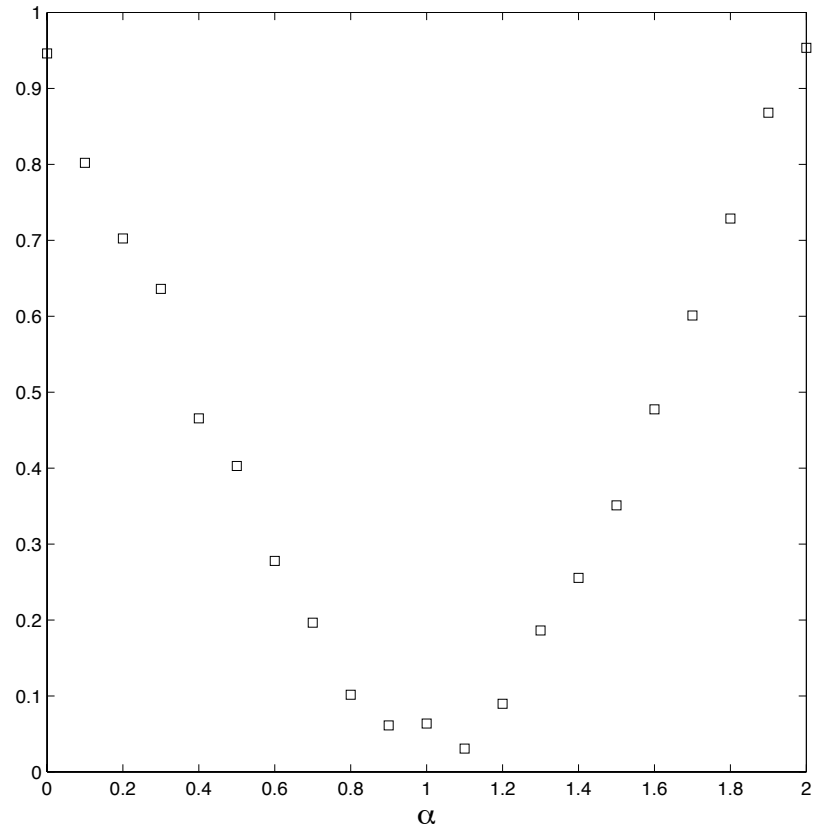


Figure 1: Boxes are the simulated value of $d \log T / d \log N$ for a complete bipartite network with N for $M = 20$ nodes as a function of α . Data come from 1000 simulations each for N ranging from 100 to 5000. This compares well to the estimate of $|\alpha - 1|$ from Equation 19.

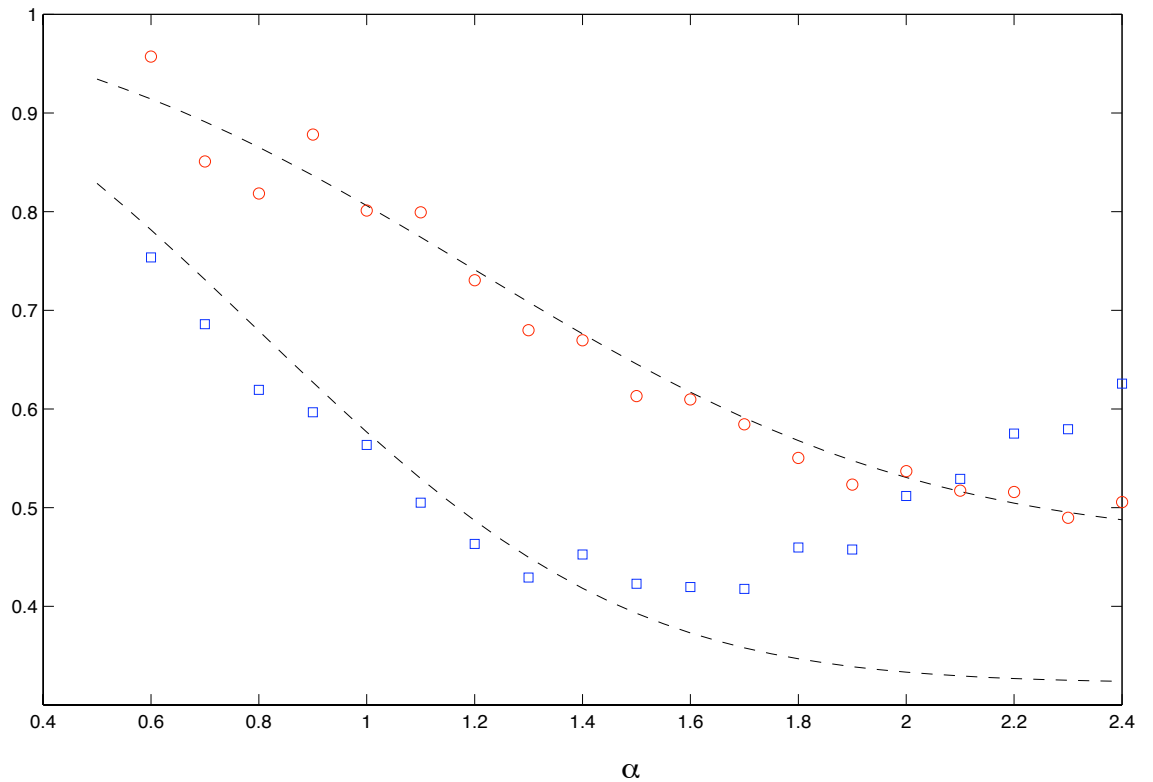


Figure 2: Simulated values of $d \log T / d \log N$ under *node* selection from several hundred runs of values of N from 750–15000. Circles are for $\nu = 2.8$, squares for $\nu = 2.4$. The dashed line is the scaling based on the diffusive estimate, calculated by fitting the numerically calculated sum in Equation 24 for similar values of N . Note that frustration effects begin to dominate for $\nu = 2.4$ much earlier than for $\nu = 2.8$.

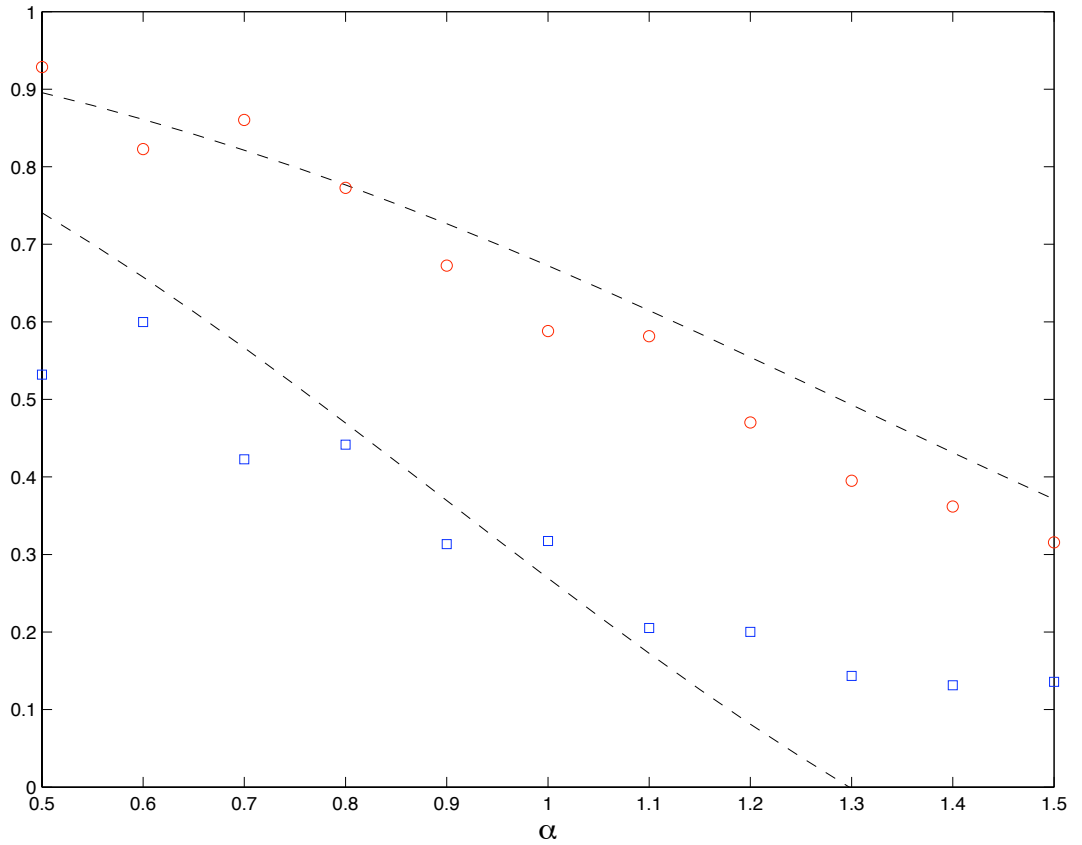


Figure 3: Simulated values of $d \log T / d \log N$ under *edge* selection from several hundred runs of values of N from 750–15000. Circles are for $\nu = 2.8$, squares for $\nu = 2.4$. The dashed line comes from fitting the numerically calculated sum in Equation 24 for similar values of N . The high α behavior for $\nu = 2.4$ is consistent with logarithmic scaling. Data not shown indicates a similar frustration effect as seen in node update.